Translation

This presentation is English-language translation of the original Japanese-language document for your convenience.
In the case that there is any discrepancy between the Japanese and English versions, the Japanese version is assumed to be correct.

Outline of Financial Results for Fiscal Year 2014

April 1, 2014 – March 31, 2015

May 14, 2015

Associate Executive Officer, General Manager,
Finance & Accounting Department
Takehiko Hirose

Contents

1. Income and Comprehensive Income (Consolidated)
2. Segment Information
3. Balance Sheets (Consolidated)
4. Cash Flows (Consolidated)
5. Outline of Contracts
6. Forecast for Fiscal Year 2015

1. Income and Comprehensive Income(Consolidated)

(Unit : Billions of Yen)

	FY2013	**FY2014**	Difference
Net sales	675.8	**799.0**	+123.2
Gross profit	88.3	**52.8**	△ 35.5
Profit ratio	13.1%	**6.6%**	△ 6.5pt
Operating income	68.2	**29.7**	△ 38.5
Ordinary income	83.6	**44.8**	△ 38.8
Net income	47.1	**20.6**	△ 26.5
Income before minority interests	47.4	**20.8**	△ 26.5
Other comprehensive income	3.6	**4.6**	+0.9
Comprehensive income	51.1	**25.4**	△ 25.6

2. Segment Information (Consolidated)

By business segment

(Unit : Billions of Yen)

	Net sales		Segment profit	
	FY2013	FY2014	FY2013	FY2014
Total engineering	624.8	745.0	62.3	23.5
Catalysts & fine products	37.1	37.4	4.2	3.7
Others	13.8	16.5	1.6	3.5
Adjustments	-	-	0.0	△ 1.0
Total	675.8	799.0	68.2	29.7

Net sales

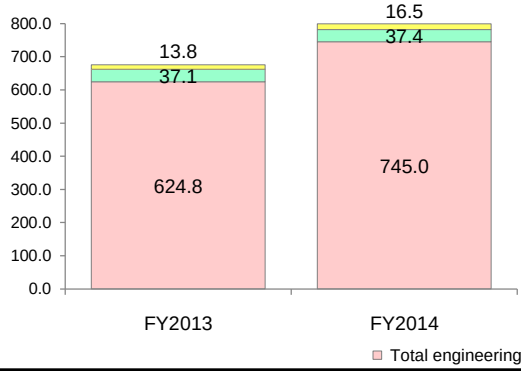

Segment Profit

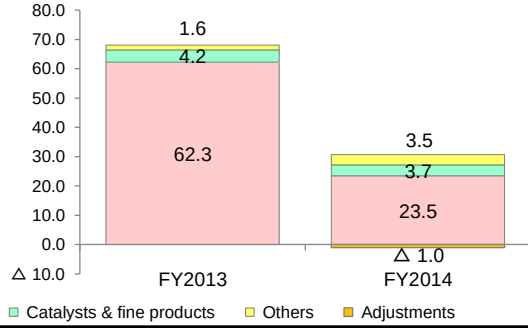

3. Balance Sheets (Consolidated)

(Unit : Billions of Yen)

	FY2013	**FY2014**	Difference
Current assets	575.8	**533.5**	*1 Δ 42.3
Non-current assets	170.2	**186.2**	+16.0
Total assets	746.1	**719.7**	Δ 26.3
Current liabilities	333.3	**286.5**	*2 Δ 46.8
Non-current liabilities	32.8	**44.7**	+11.8
Total liabilities	366.2	**331.2**	Δ 34.9
Total net assets	379.8	**388.4**	*3 +8.6
Total liabilities & net assets	746.1	**719.7**	Δ 26.3

*1

Cash & Cash equivalents	△87.5
Accounts receivable	+32.6
Accounts receivable - other	+15.6

*2

Advances received	△78.7
Provision for loss on construction contracts	+14.5
Provision for loss on guarantees	+6.2

*3

Net income	+20.6
Dividends	△11.7
Accumulated other comprehensive income	+4.4
Minority interests	△4.2

4. Cash Flows (Consolidated)

(Unit : Billions of Yen)

	FY2013	**FY2014**
Operating activities	120.5	**Δ 71.4**
Investing activities	Δ 18.7	**Δ 23.4**
Financing activities	Δ 10.6	**3.8**
Effect of exchange rate changes	9.1	**3.3**
Net increase	100.3	**Δ 87.6**
Increase from newly consolidated subsidiaries	0.1	**0.1**
Cash & cash equivalents at end of period	385.2	**297.7**

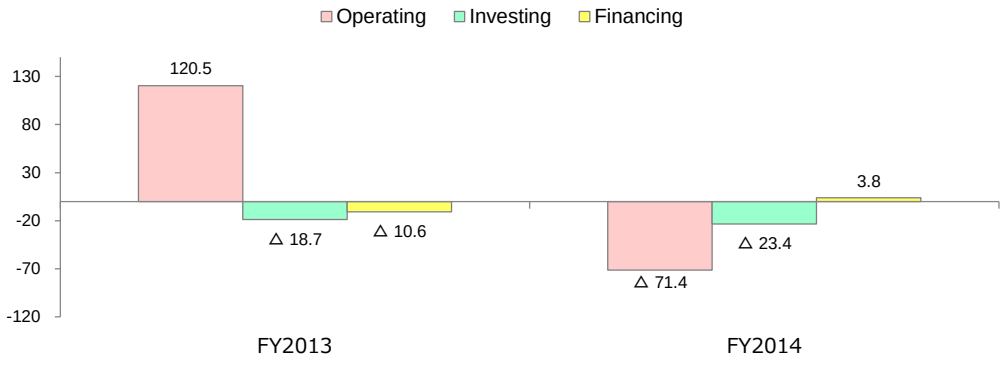

5. Outline of Contracts

1) New Contracts(Consolidated)

(Unit : Billions of Yen)

	FY2014
Overseas	637.6
Domestic	132.0
Total	769.6

2) Outstanding Contracts (Consolidated)

(Unit : Billions of Yen)

FY2013	FY2014	Difference
1,729.3	1,775.8	+46.5

By Business Area

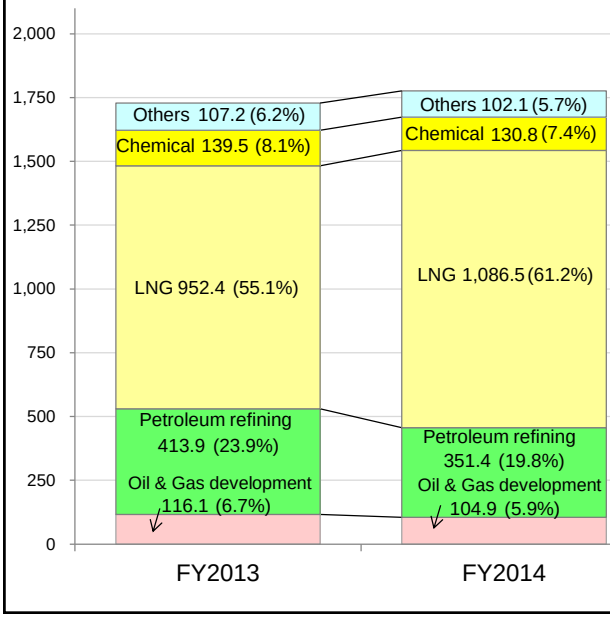

By Region

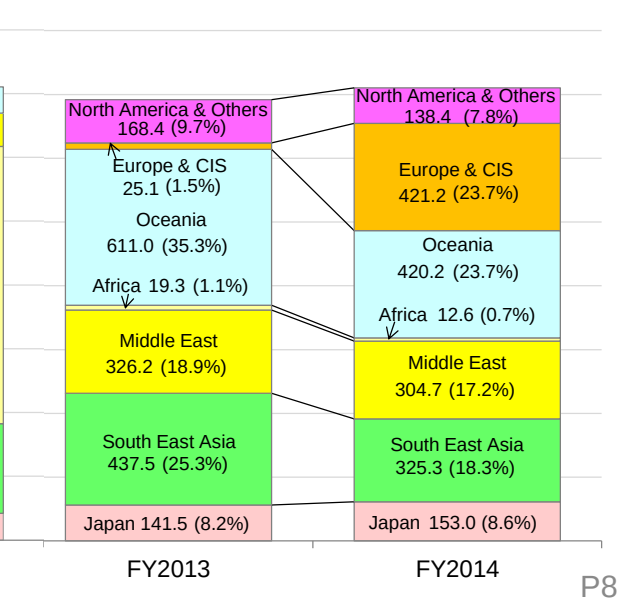

6. Forecasts for Fiscal Year 2015

(Unit : Billions of Yen)

	Consolidated
Net sales	900.0
Gross profit	78.0
Profit ratio	8.7%
Operating income	54.0
Ordinary income	58.0
Profit attributable to owners of parent	40.0
New contracts	750.0

Dividends：¥40.0 per share（FY2015 Forecast）

Forecasts based on ：¥120.00/US$

Cautionary Statement

This presentation may contain forward-looking statements that reflect JGC's plans and expectations.

Such statements are based on currently available information and current assumptions of future events which may not prove to be accurate. Such statements are also subject to various risks and uncertainties that could cause actual results to differ materially from those forward-looking statements.

JGC Corporation undertakes no obligation to update any forward looking statements after the date of this presentation. These potential risks and uncertainties include, but are not limited to:

- changes in general economic conditions, including foreign currency exchange rates, interest rates and other factors that could affect our profitability
- changes in government regulations or tax laws in jurisdictions where we conduct business

For questions concerning this material please contact:

JGC Corporation
PR and IR Department
Tel: 81-45-682-1111 Fax: 81-45-682-1112
E-mail : ir@jgc.com