Translation

This presentation is English-language translation of the original Japanese-language document for your convenience.
In the case that there is any discrepancy between the Japanese and English versions, the Japanese version is assumed to be correct.

Outline of 1st Quarter Financial Results for Fiscal Year 2015

April 1, 2015 – June 30, 2015

Aug 11, 2015

Contents

1. Income and Comprehensive Income (Consolidated)
2. Segment Information
3. Balance Sheets (Consolidated)
4. Outline of Contracts

1. Income and Comprehensive Income(Consolidated)

(Unit : Billions of Yen)

	FY2014 1Q	**FY2015 1Q**	Difference	Forecast FY 2015
Net sales	170.4	**207.2**	+36.7	900.0
Gross profit	18.3	**17.2**	△ 1.1	78.0
Profit ratio	10.8%	**8.3%**	△ 2.5pt	8.7%
Operating income	12.9	**11.9**	△ 0.9	54.0
Ordinary income	12.8	**14.8**	+2.0	58.0
Profit attributable to owners of the parent	9.6	**9.4**	△ 0.1	40.0
Profit	9.6	**9.5**	△ 0.1	
Other comprehensive income	△ 0.2	**1.1**	+1.3	
Comprehensive income	9.3	**10.6**	+1.2	

2. Segment Information (Consolidated)

By business segment

(Unit : Billions of Yen)

	Net sales		Segment profit	
	FY2014 1Q	FY2015 1Q	FY2014 1Q	FY2015 1Q
Total engineering	156.8	196.1	10.9	10.7
Catalysts & fine products	10.3	8.2	1.2	0.6
Others	3.2	2.8	0.7	0.5
Total	170.4	207.2	12.9	11.9

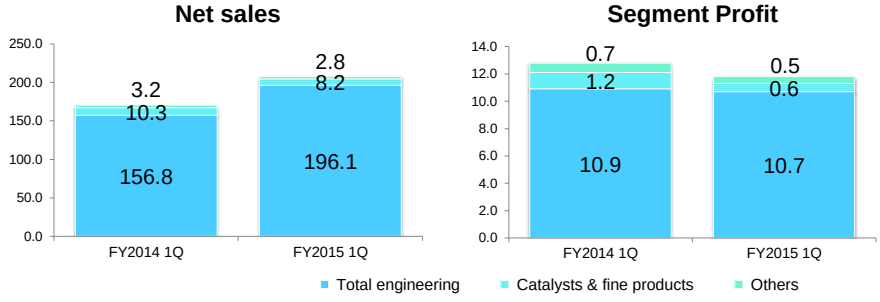

3. Balance Sheets (Consolidated)

(Unit : Billions of Yen)

	FY2014	FY2015 1Q	Difference	
Current assets	533.5	**509.8**	*1 Δ 23.6	*1
Non-current assets	186.2	**186.7**	+0.5	
Total assets	719.7	**696.6**	Δ 23.1	
Current liabilities	286.5	**259.2**	*2 Δ 27.3	*2
Non-current liabilities	44.7	**43.7**	Δ 0.9	
Total liabilities	331.2	**303.0**	Δ 28.2	*3
Total net assets	388.4	**393.6**	*3 +5.1	
Total liabilities & net assets	719.7	**696.6**	Δ 23.1	

Cash & equivalents	△15.2
Accounts receivable	+10.8
Contract works in progress	+6.3
Accounts receivable-other	△8.4
Advances received	△26.0
Provision for loss on construction contracts	△4.8
Short-term loans payable	+2.5
Profit attributable to owners of the parent	+9.4
Dividends	△5.2
Accumulated other comprehensive income	+1.1
Non-controlling interests	△0.1

5. Outline of Contracts

1) New Contracts(Consolidated)

(Unit : Billions of Yen)

	FY2015 1Q	FY2015 Forecast
Overseas	9.5	640.0
Domestic	16.4	110.0
Total	26.0	750.0

2) Outstanding Contracts (Consolidated)

FY2014	FY2015 1Q	Difference
1,775.8	1,619.8	△ 156.0

(Unit : Billions of Yen)

By Business Area

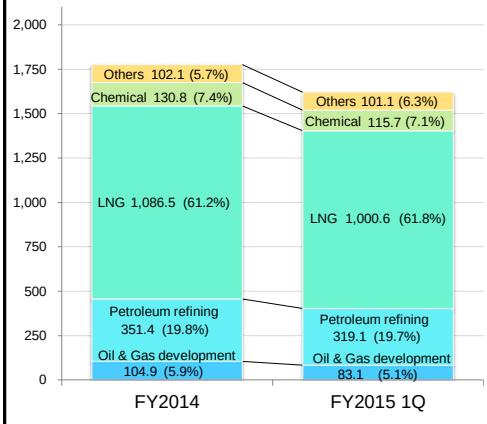

By Region

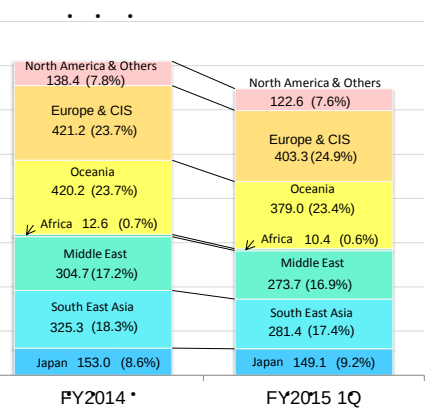

Cautionary Statement

This presentation may contain forward-looking statements that reflect JGC's plans and expectations.

Such statements are based on currently available information and current assumptions of future events which may not prove to be accurate. Such statements are also subject to various risks and uncertainties that could cause actual results to differ materially from those forward-looking statements.

JGC Corporation undertakes no obligation to update any forward looking statements after the date of this presentation. These potential risks and uncertainties include, but are not limited to:

- changes in general economic conditions, including foreign currency exchange rates, interest rates and other factors that could affect our profitability
- changes in government regulations or tax laws in jurisdictions where we conduct business

For questions concerning this material please contact:

JGC Corporation
PR and IR Department
Tel: 81-45-682-1111 Fax: 81-45-682-1112
E-mail:ir@jgc.com