ORIX Reports Consolidated Financial Results for Q1 FY2016.3
81.5bn yen in Net Income, up 24%YoY
– New Record First Quarter Net Income

Tokyo, Japan – July 30, 2015 – ORIX Corporation (hereinafter, "ORIX"), a leading integrated financial services group, today announced that for the three month period ended June 30, 2015 ("the first consolidated period"), total revenues of 606.1 billion yen, a 43% increase year on year. Income before income taxes were 123.9 billion yen, a 19% increase year on year, and net income was 81.5 billion yen, a 24% increase year on year.

Net income for the first consolidated period resulted profit growth for the same period for six consecutive fiscal years. Total revenues and net income for the first consolidated period both results record high in ORIX history.

■ Trends of Major Performance Indicators

(JPY Bn)	2014.4-6	2015.4-6	Year on Year Change (%)
Total Revenues	425.3	606.1	43%
Income before Income Taxes	104.5	123.9	19%
Net Income*	65.9	81.5	24%
ROE(annual basis)*	13.7%	15.0%	-

	2015.3	2015.6	Year on Year Change (%)
Total Assets	11,443.6	11,252.0	(2%)
Segment Assets	9,170.2	8,918.7	(3%)
Shareholders' Equity*	2,152.2	2,186.7	2%
Shareholders' Equity Ratio*	18.8%	19.4%	-

*"Net income" and "Shareholders' equity" used in this release are the same as "Net income attributable to ORIX Corporation Shareholders" and "ORIX Corporation Shareholders' Equity" referred to in the financial statement "Consolidated Financial Results June 30, 2015." "Return on Equity (ROE, annual basis)" and "Shareholders' Equity Ratio" is calculated based on "ORIX Corporation Shareholders' Equity."

Trend in Net Income (JPY Bn)

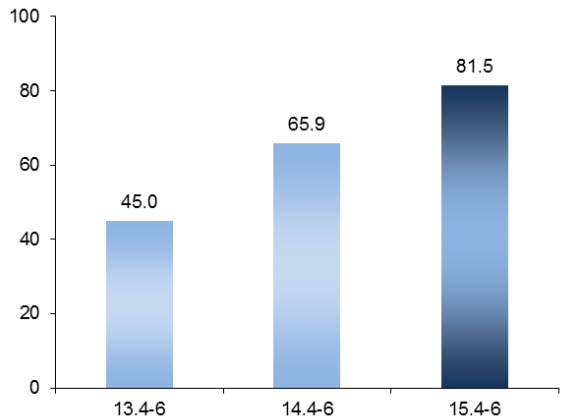

Segment Profits Breakdown (2015.4-6)

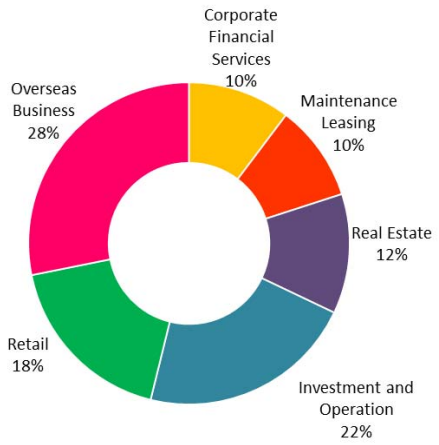

■ Summary of Segment Performance (April 1, 2015 to June 30, 2015)

During the first consolidated period, the Investment and Operation, the Corporate Financial Services and the Real Estate segments have generated higher profits compared to the same period of the previous fiscal year, and as a result have significantly contributed to the overall profits. In addition, the Maintenance Leasing segment showed solid performance.

Corporate Financial Services

(Lending, leasing and fee business)

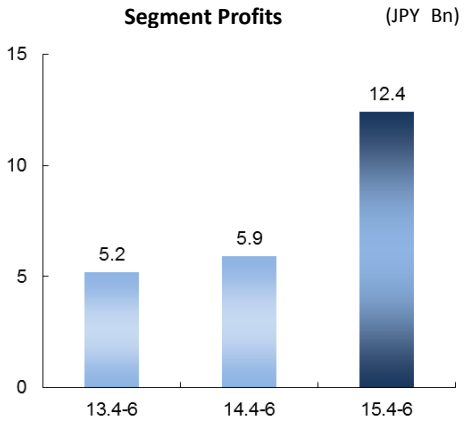

- Profit contribution from Yayoi which was acquired in December 2014 and various fee incomes such as life insurance sales commission increased steadily.
- Recognized a gain on sales of investment securities.
- 12.4 bn yen in segment profits, an approximately two fold increase YoY.

Maintenance Leasing

(Automobile leasing and rentals, car sharing and precision measuring equipment and IT-related equipment rentals and leasing)

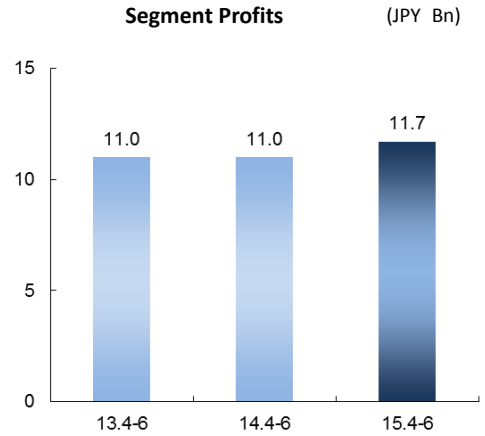

- Lease revenues increased due to leases asset expanding steadily in ORIX Auto Corporation.
- Profitability remains high, and revenues earned from value-added services such as fleet management also increased.
- 11.7 bn yen in segment profits, up 6% YoY.

Real Estate

(Real estate development, rental and financing; facility operation; REIT asset management; and real estate investment and advisory services)

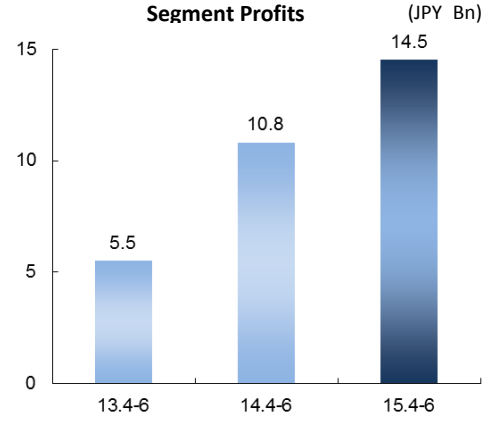

- Increase in both gains from sale of rental properties, and services income including those from facility operation.
- Segment expenses decreased due to decreased asset balance and decreased write-downs of long-lived assets.
- 14.5 bn yen in segment profits, up 33% YoY.

Investment and Operation

(Environment and energy-related business, principal investment, and loan servicing (asset recovery))

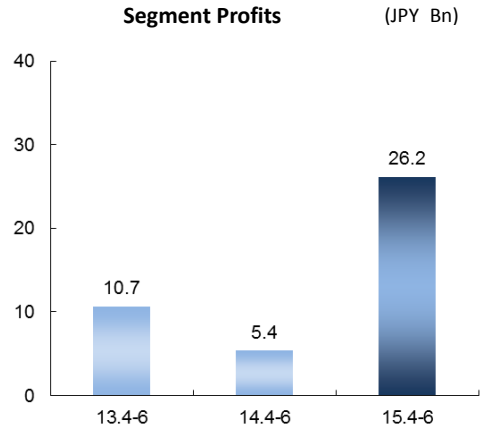

- Increase in revenue contribution from investees and number of condominiums sold from DAIKYO INCORPORATED contributed to profit growth. Earnings from the environment and energy-related business also increased steadily.
- Recognized gains on sales of shares in a number of investees.
- 26.2 bn yen in segment profits, an increase of 4.8 times YoY.

Retail

(Life insurance, banking and card loan business)

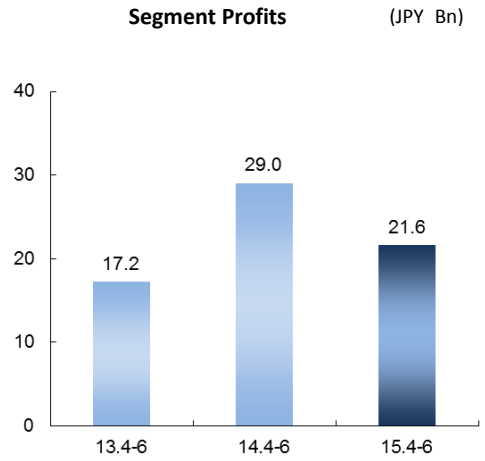

- Life insurance premiums and related investment income increased due to contributions from steady growth of ORIX Life Insurance Corporation and Hartford Life Insurance K.K. which was acquired in July 2014.
- During the same period in the FY15.3, a gain on sales of Monex Group shares was recognized (approximately 15 bn yen).
- 21.6 bn yen in segment profits, down 25% YoY.

Overseas Business

(Leasing, lending, investment in bonds, investment banking, asset management and ship- and aircraft-related operations)

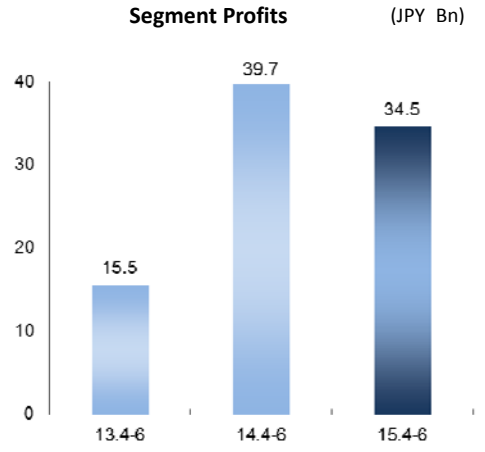

- Asset management income of Robeco and fee income and finance revenues in the Americas increased.
- During the same period in the FY15.3, a gain on sales of STX Energy in South Korea (presently GS E&R Corp.) shares was recognized (approximately 16 bn yen).
- 34.5 bn yen in segment profits, down 13% YoY.

ORIX will continue its pursuit of “Expansion in Non-Finance Businesses” while focusing on expanding operations through business portfolio diversification. Furthermore, ORIX aims to achieve its mid-term full year net income target of 300 billion yen by FY2018.3 through accelerating “Organic Growth” and “Investment in Key Areas” while utilizing ORIX’s strength and expertise.

For more detail, please refer to the financial statement “Consolidated Financial Results June 30, 2015” and Supplementary Information available on the ORIX website.
URL: http://www.orix.co.jp/grp/en/ir/settlement/

Contact Information:
ORIX Corporation
Corporate Planning Department
Tel: +81-3-3435-3121

About ORIX:
ORIX Corporation (TSE: 8591; NYSE: IX) is a financial services group which provides innovative products and services to its customers by constantly pursuing new businesses. Established in 1964, from its start in the leasing business, ORIX has advanced into neighboring fields and at present has expanded into lending, investment, life insurance, banking, asset management, automobile related, real estate and environment and energy related businesses. Since its first overseas expansion into Hong Kong in 1971, ORIX has spread its businesses globally by establishing locations in a total of 36 countries and regions across the world. Moving forward, ORIX aims to contribute to society while continuing to capture new business opportunities. For more details, please visit our website: http://www.orix.co.jp/grp/en/

Caution Concerning Forward Looking Statements:
These documents may contain forward-looking statements about expected future events and financial results that involve risks and uncertainties. Such statements are based on our current expectations and are subject to uncertainties and risks that could cause actual results to differ materially from those described in the forward-looking statements. Factors that could cause such a difference include, but are not limited to, those described under “Risk Factors” in the Company’s annual report on Form 20-F filed with the United States Securities and Exchange Commission and under “4. Risk Factors” of the “Summary of Consolidated Financial Results” of the “Consolidated Financial Results April 1, 2014 – March 31, 2015.”