ORIX Reports Consolidated Financial Results for Q2 FY2016.3
161.3bn yen in Net Income, up 14% YoY, Profit Growth for the Same Period for Six Consecutive Fiscal Years
– New Record Total Revenues and Net Income

Tokyo, Japan –October 29, 2015 – ORIX Corporation (hereinafter, "ORIX"), a leading integrated financial services group, today announced that for the six month period ended September 30, 2015 ("the second consolidated period"), total revenues were 1,170.2 billion yen, a 22% increase year on year. Income before income taxes was 250.7 billion yen, a 25% increase year on year, and net income was 161.3 billion yen, a 14% increase year on year.

Net income for the second consolidated period resulted profit growth for six consecutive fiscal years, and both figures represented new record high in ORIX history.

■ Trends of Major Performance Indicators

(JPY Bn)	2014.4-9	2015.4-9	Year on Year Change (%)
Total Revenues	955.6	1,170.2	22%
Income before Income Taxes	201.1	250.7	25%
Net Income*	141.3	161.3	14%
ROE(annualized)*	14.3%	14.7%	-

	2015.3	2015.9	Year on Year Change (%)
Total Assets	11,443.6	11,080.6	(3%)
Segment Assets	9,170.2	8,766.0	(4%)
Shareholders' Equity*	2,152.2	2,249.2	5%
Shareholders' Equity Ratio*	18.8%	20.3%	-

*"Net income" and "Shareholders' equity" used in this release are the same as "Net income attributable to ORIX Corporation Shareholders" and "ORIX Corporation Shareholders' Equity" referred to in the financial statement "Consolidated Financial Results September 30, 2015." "Return on Equity (ROE, annual basis)" and "Shareholders' Equity Ratio" is calculated based on "ORIX Corporation Shareholders' Equity."

Trend in Net Income (JPY Bn)

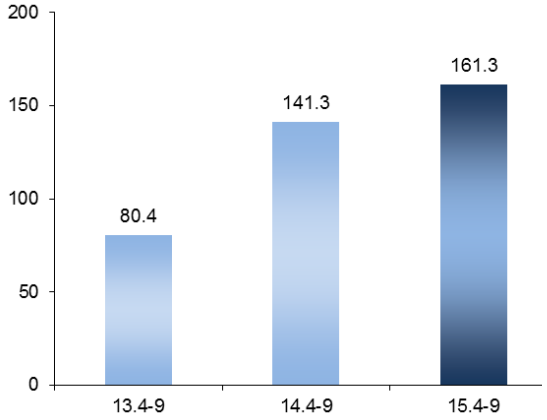

Segment Profits Breakdown (2015.4-9)

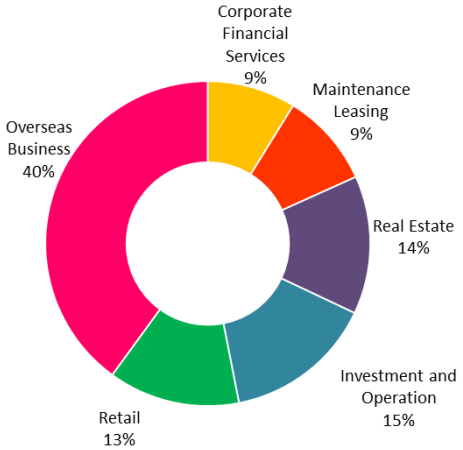

■ Summary of Segment Performance (April 1, 2015 to September 30, 2015)

During the second consolidated period, Overseas Business, Investment and Operation, Real Estate, and Corporate Financial Services segments have generated higher profits compared to the same period of the previous fiscal year. In addition, Maintenance Leasing segment showed solid performance.

Corporate Financial Services

(Lending, leasing and fee business)

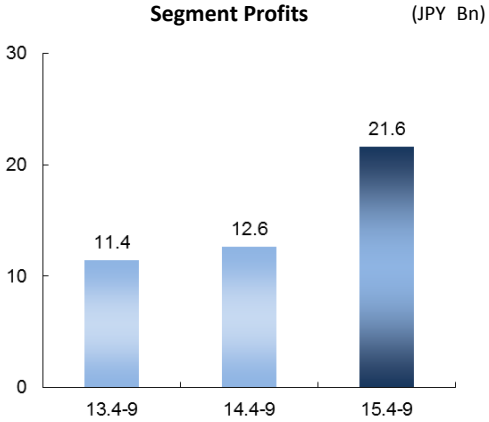

- Profit contribution from Yayoi which was acquired in December 2014 and incomes from various fee businesses, such as sales of life insurance products increased steadily.
- Recognized a gain on sales of investment securities during the first consolidated period ended 2015.6.
- 21.6 bn yen in segment profits, up 71% YoY.

Maintenance Leasing

(Automobile leasing and rentals, car sharing and precision measuring equipment and IT-related equipment rentals and leasing)

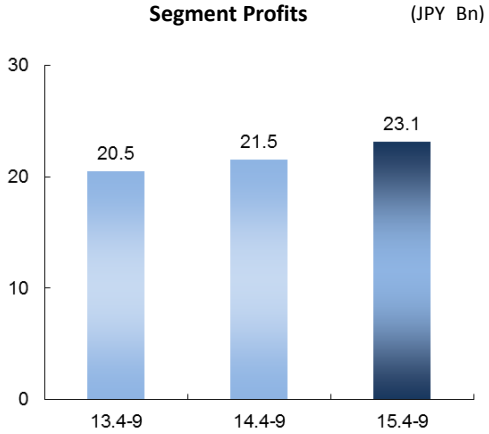

- Lease revenues increased due to steady expansion of auto lease assets.
- Profitability remains high, and revenues earned from value-added services such as fleet management also increased.
- 23.1 bn yen in segment profits, up 7% YoY.

Real Estate

(Real estate development, rental and financing; facility operation; REIT asset management; and real estate investment and advisory services)

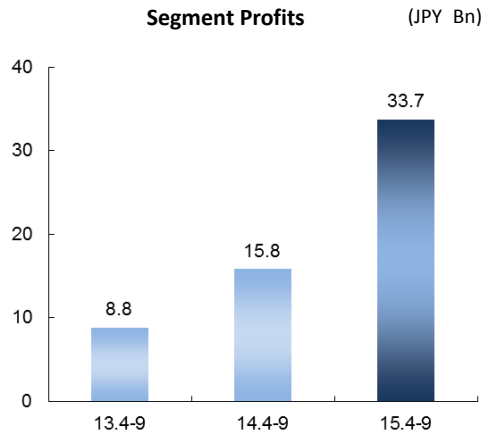

- Increases in both gains from sale of rental properties, and services income from operating facilities, such as hotels and Japanese inns.
- Segment expenses decreased due to decreases in asset balance and write-downs of assets held.
- 33.7 bn yen in segment profits, an increase of 2.1 times YoY.

Investment and Operation

(Environment and energy-related business, principal investment, and loan servicing (asset recovery))

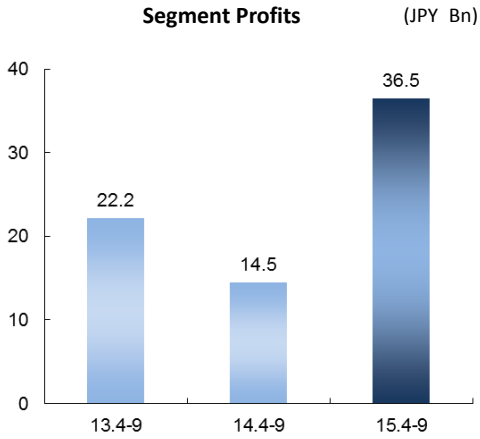

- Increases in revenue contributions from investees and gains on sales of investees. Number of condominiums sold from Daikyo also increased.
- Earnings from the environment and energy-related business increased steadily.
- 36.5 bn yen in segment profits, an increase of 2.5 times YoY.

Retail

(Life insurance, banking and card loan business)

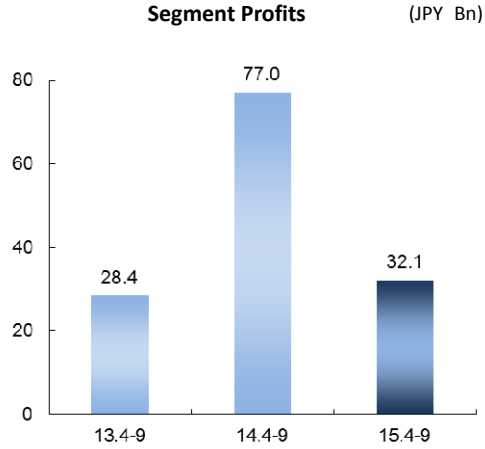

- Revenues from insurance premiums increased due to an increase in the number of in-force policies.
- Recognized a gain on sales of Monex Group shares (approximately 15 bn yen) and a bargain purchase gain from the acquisition of Hartford Life Insurance K.K. (approximately 36 bn yen) during the same period in FY2015.3.
- 32.1 bn yen in segment profits, down 58% YoY.

Overseas Business

(Leasing, lending, investment in bonds, investment banking, asset management and ship- and aircraft-related operations)

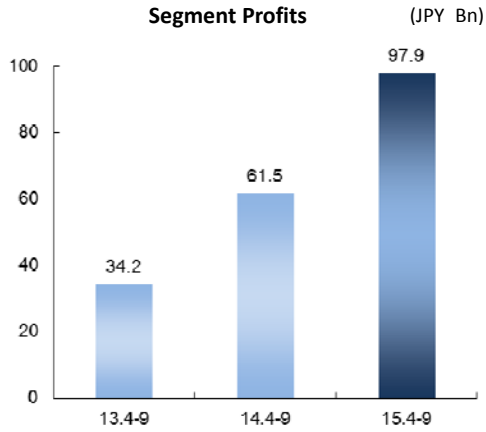

- Increases in asset management income of Robeco, finance revenues in the Americas, and gains on sales of investment securities.
- Recognized a gain on sale of Houlihan Lokey shares and valuation gains in its initial public offering.
- 97.9 bn yen in segment profits, up 59% YoY.

■ **Interim Dividend and Forecasted Year-End Dividend for the Fiscal Year Ending March 31, 2016**

Starting from this fiscal year ending March 31, 2016 ("this fiscal year"), dividend distribution is scheduled twice a year with an interim dividend and a year-end dividend. Consistent with the interim dividend projection announced during the beginning of this fiscal year, the interim dividend was formally determined at 22 yen per share at a meeting of the Board of Directors held today.

Furthermore, given the profit growth achieved in this fiscal year so far, the year-end dividend is projected at 23 yen per share and the annual dividend is now forecasted at 45 yen per share for this fiscal year, an increase of 9 yen per share or 25% YoY compare to the 36 yen per share paid in the previous fiscal year ended March 31, 2015.

Dividend per Share Trend

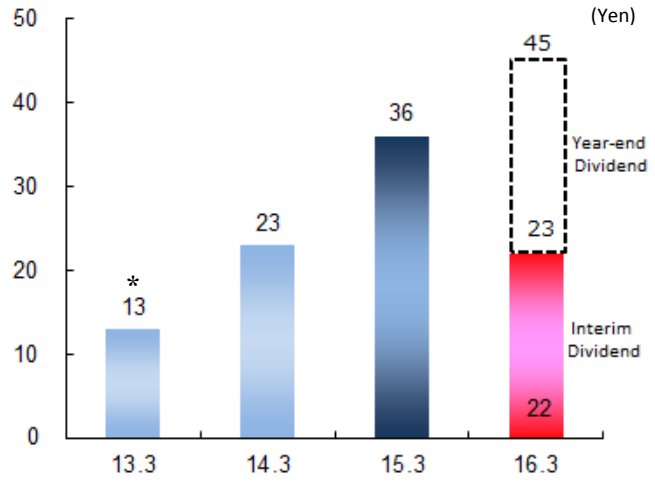

* On April 1, 2013, ORIX implemented a 10-for-1 stock split. Dividends for FY2013.3 are adjusted accordingly.

ORIX will continue its pursuit of "Expansion in Non-Finance Businesses" while focusing on expanding operations through business portfolio diversification. Furthermore, ORIX aims to achieve its mid-term full year net income target of 300 billion yen by FY2018.3 through accelerating "Organic Growth" and "Investment in Key Areas" while utilizing ORIX's strength and expertise.

For more details, please refer to the financial statement "Consolidated Financial Results September 30, 2015" and Supplementary Information available on the ORIX website.
URL: http://www.orix.co.jp/grp/en/ir/settlement/

Contact Information:
ORIX Corporation
Corporate Planning Department
Tel: +81-3-3435-3121

About ORIX:
ORIX Corporation (TSE: 8591; NYSE: IX) is a financial services group that provides innovative products and services to its customers by constantly pursuing new businesses. Established in 1964, from its start in the leasing business, ORIX has advanced into neighboring fields and at present has expanded into the lending, investment, life insurance, banking, asset management, automobile-related, real estate and environment and energy-related businesses. Since its first overseas

expansion into Hong Kong in 1971, ORIX has spread its business globally by establishing locations in a total of 36 countries and regions across the world. Moving forward, ORIX aims to contribute to society while continuing to capture new business opportunities. For more details, please visit our website: http://www.orix.co.jp/grp/en/

Caution Concerning Forward-Looking Statements:

These documents may contain forward-looking statements about expected future events and financial results that involve risks and uncertainties. Such statements are based on our current expectations and are subject to uncertainties and risks that could cause actual results to differ materially from those described in the forward-looking statements. Factors that could cause such a difference include, but are not limited to, those described under “Risk Factors” in the Company’s annual report on Form 20-F filed with the United States Securities and Exchange Commission and under “4. Risk Factors” of the “Summary of Consolidated Financial Results” of the “Consolidated Financial Results April 1, 2014 – March 31, 2015.”