"TATSU-TAMOTSU" technologies for a brighter future

First quarter of fiscal year ending March 31, 2018 Financial Results Supplementary Materials

Disclaimer: This is a Japanese-English translation of the summary of financial statements of the Company produced for your convenience. Since no auditor audited this report, officially only the Japanese version is assumed to be the summary of financial statements of the Company. This summary does not constitute any guarantee and the Company will not compensate any losses and/or damage stemming from actions taken based on these statements. Should there be any discrepancy between the Japanese and English versions, the Japanese version is assumed to be correct.

The statements contained in this material, which refer to current plans and projections, other than historical facts, represent forward-looking statements made at the discretion of top management based on information currently available.

Therefore, please note that the actual results may considerably differ from those projected due to various factors.

August 7, 2017

NICHIAS Corporation

Copyright ©2017 NICHIAS Corporation, All Rights Reserved.

Performance Overview for 1Q of FY2018

Segment	FY2017 1Q	FY2018 1Q	Overview
Energy and Industrial Plants			Strong performance responded to maintenance demand
Industrial Products			Strong demand for fluoropolymer products and environmental products
Advanced Products			High level of demand for semiconductor manufacturing equipment
Autoparts			・Subsidiary acquisition of APJ Corporation ・Solid overseas demand
Building Materials			Increase in demand for fire-resistant covering material

Copyright ©2017 NICHIAS Corporation, All Rights Reserved.

Performance Overview for FY2018

(Billions of yen)

	FY2017					FY2018							
	1Q	2Q	H1	H2	Full year	1Q		2Q	H1		H2	Full year	
	Results	Results	Results	Results	Results	Results	YOY change	Forecast	Forecast	YOY change	Forecast	Forecast	YOY change
Net sales	39.2	45.5	84.7	95.7	180.4	44.4	13.2%	45.6	90.0	6.3%	100.0	190.0	5.3%
Operating income	3.9 9.9%	5.0 11.0%	8.9 10.5%	10.7 11.2%	19.6 10.9%	4.7 10.5%	20.3%	4.2 9.3%	8.9 9.9%	0.3%	10.8 10.8%	19.7 10.4%	0.5%
Ordinary income	3.6 9.3%	4.7 10.4%	8.4 9.9%	11.4 11.9%	19.8 11.0%	4.8 10.9%	32.7%	4.2 9.1%	9.0 10.0%	7.7%	10.9 10.9%	19.9 10.5%	0.7%
Profit attributable to owners of parent	2.4 6.1%	3.3 7.2%	5.7 6.7%	7.8 8.1%	13.4 7.4%	3.4 7.7%	43.0%	2.7 5.9%	6.1 6.8%	7.9%	7.4 7.4%	13.5 7.1%	0.7%
Basic earnings per share (yen)	18.0	24.8	42.8	55.9	100.4	25.2			45.4		55.2	100.6	
Dividend (yen) Dividend payout ratio			12.0 28.0%	14.0 25.1%	26.0 25.9%				14.0 30.9%		14.0 25.4%	28.0 27.8%	

Copyright ©2017 NICHIAS Corporation, All Rights Reserved.

NICHIAS IR News Service offers you e-mails in English with the latest news about NICHIAS IR information.

Register from here↓

http://www.nichias.co.jp/nichias-E/ir/mail.html

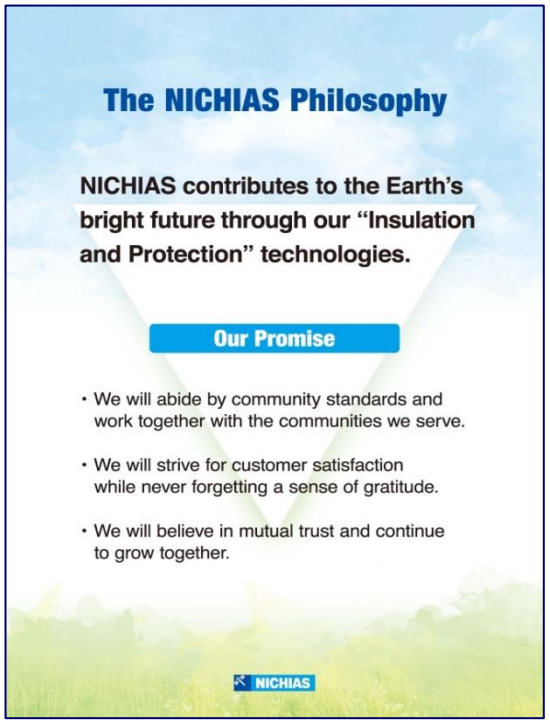

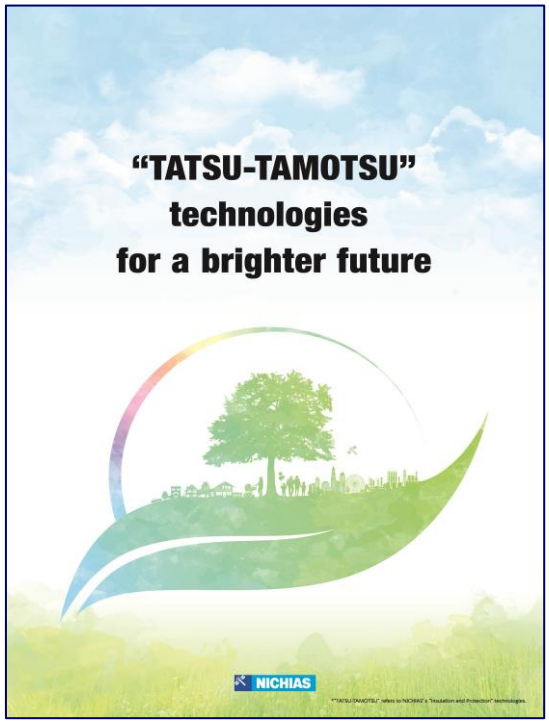

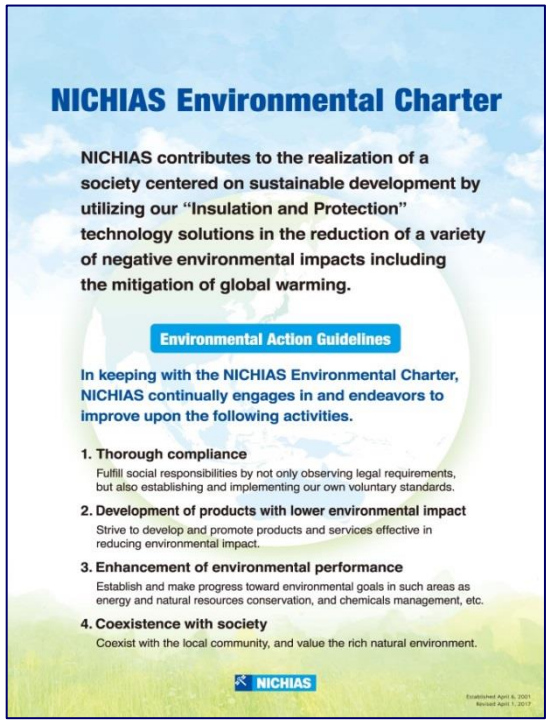

Copyright ©2017 NICHIAS Corporation, All Rights Reserved.