JIA

Japan Investment Adviser Co., Ltd.

(Stock Code: 7172)

Financial Results for the Second Quarter of FY2018

August 2, 2018

JPX TSE LISTED

Kasumigaseki Common Gate West Tower 34F
3-2-1 Kasumigaseki, Chiyoda-ku Tokyo Japan
https://www.jia-ltd.com

Contents

1. Company Overview	P.3 - 8
2. Second Quarter of FY2018 Business Overview	P.9 - 15
3. Second Quarter of FY2018 Financial Results	P.16 - 20
4. Growth Strategy	P.21 - 29
5. Shareholder Return	P.30 - 33
6. References	P.34 - 38

Copyright © Japan Investment Adviser Co., Ltd. All rights reserved.

1. Company Overview

Corporate Philosophy

Always be a company contributing to society by offering financial services

Our commitments for accomplishing this goal

For shareholders	**We will contribute to the prosperity of our shareholders by increasing corporate value with an aim to achieve a steady and rapid growth on a sustainable basis.**
For clients	**We are dedicated to contributing to the prosperity of our corporate and individual clients by providing financial products and services that are backed by the support and trust of our clients.**
For business partners	**We aim to fulfill our social responsibility and achieve business growth together with our business partners empowered by their support and trust.**
For our officers and employees	**We will build a work environment to help each of our staff to develop professionalism and fully exercise their ability. We will foster an organization and a corporate culture that prioritize openness and creativity to encourage our staff to take on new challenges.**

Copyright © Japan Investment Adviser Co., Ltd. All rights reserved.

Corporate Information

Company Name	Japan Investment Adviser Co., Ltd.
Headquarters	Kasumigaseki Common Gate West Tower 34F, 3-2-1 Kasumigaseki, Chiyoda-ku, Tokyo
Representative	Naoto Shiraiwa, President and CEO
Established	September 2006 (Fiscal Year-end: December 31)
Business Activities	Financial solutions business, Media-related business
Paid-in Capital	¥11,615million
Listed Exchange	Tokyo Stock Exchange – Mothers (Stock Code: 7172)
Employees	Non-consolidated: 71 ; Consolidated: 112 (As of June 30, 2018)
Sales Offices	Tokyo Headquarters, Western Japan Regional Office (Osaka)
Financial Institutions	Mizuho Bank, Ltd., Sumitomo Mitsui Banking Corporation, MUFG Bank, Ltd., Resona Bank, Limited., The Chiba Bank, Ltd., THE DAISHI BANK, LTD., and the other 55banks (As of June 30, 2018)
Major Shareholders	Naoto Shiraiwa KODO Holdings Co., Ltd. Japan Trustee Services Bank, Ltd. (Trust account) The Master Trust Bank of Japan, Ltd. (Trust account) MSCO CUSTOMER SECURITIES Japan Trustee Services Bank, Ltd. (Trust account No.9) Note: Top six shareholders (63.7% shares) as of June 30, 2018
Auditor	Grant Thornton Taiyo LLC (merged with YUSEI Audit & Co. on July 2, 2018)



Copyright © Japan Investment Adviser Co., Ltd. All rights reserved.

Group Companies

Note: As of June 30, 2018

	Name	Location	Capital (Thousands of yen)	Main line of business	Share of voting rights (%)
Consolidated subsidiaries	JP Lease Products & Services Co., Ltd.	Chiyoda-ku, Tokyo	950,000	Operating lease business for aircrafts, maritime container boxes and vessels	100.0
	JPO No.0 Co., Ltd.	Chiyoda-ku, Tokyo	300	Aircraft part-out & conversion business	100.0
	JPO No.1 Co., Ltd.	Chiyoda-ku, Tokyo	300	Aircraft part-out & conversion business	100.0
	Finspire Inc.	Chiyoda-ku, Tokyo	50,000	Operating lease business Insurance agency business	100.0
	JIA LUXEMBOURG SARL	Luxembourg	1.8 million euros	Investment business	100.0
	JPE No.1 Co., Ltd.	Chiyoda-ku, Tokyo	300	Investment business	100.0
	BF TEC Co., Ltd.	Chuo-ku, Osaka	38,700	Renewable energy business	91.2
	Nihon Securities Journal Inc.	Chuo-ku, Tokyo	4,500	Media-related business	100.0
	Nihon Securities Journal Research Inc.	Chuo-ku, Tokyo	10,000	Media-related business	100.0
	Japan M&A Adviser Co.,Ltd.	Chuo-ku, Osaka	30,000	M&A advisory business	100.0
	Arena Aviation Partners B.V.	Netherlands	1,100 euros	Aircraft lease arrangement Aircraft resale business	49.0
Equity method affiliates	Fuji Eco Technos Co., Ltd.	Higashisumiyoshi-ku, Osaka	12,505	Renewable energy business	46.7
	Vallair Capital SAS	France	101,570 euros	Aircraft part-out & conversion business	40.0
	Iter Corporation	Chiyoda-ku, Tokyo	100,000	Fintech business	37.0

Note: Finspire Inc., a wholly owned subsidiary of JIA, absorbed Insurance Network Co., Ltd. on January 4, 2018.
Note: The company sold all the shares of ASUKA GREEN INVESTMENT Co., Ltd., which was its affiliated company accounted for by the equity method, on May 31, 2018.

Copyright © Japan Investment Adviser Co., Ltd. All rights reserved.

Business History

Established Japan Investment Advisor Co., Ltd. and started an operating lease business for marine transportation containers

Established JP Lease Products & Services Co., Ltd. and started an operating lease business for aircraft.

JP Lease Products & Services Co., Ltd. started an operating lease business for marine transportation containers.

Acquired all shares of Nihon Securities Journal Inc. and Nihon Securities Journal Research Inc. and started media related & IR supporting business.

Established JIA LUXEMBOURG SARL and constructed a network of partners in Europe.

Started aircraft part-out and conversion business through a capital and business tie-up with Valliere Aviation S.A. (currently Vallair Capital SAS)

Started an operating lease business for Vessels

Started private equity investment business

Acquired shares of Arena Aviation Partners B.V. and strengthened the capabilities for structuring operating lease for aircraft

Conclusion of contract to purchase 10 Boeing 737MAX8 (4 aircraft scheduled to be delivered in 2021 and 6 aircraft in 2022)

Established Iter Corporation (affiliated company accounted for by the equity method), a joint venture for financial service business.

Started insurance agency business

2006 2007 2011 2013 2014 2015 2016 2017 2018

Started M&A advisory business

Established CAIJ Inc. (currently Finspire Inc.), a joint venture of leasing business of marine transportation containers that utilized portfolio of America CAI International, Inc. (company listed on NY Stock Exchange)

Got listed on Tokyo Stock Exchange Mothers Section.

Started structuring and selling the No. 1 Fund of solar power generation business

Established Japan M&A Adviser Co., Ltd. and enhanced M&A advisory business

Started IPO consulting business

Acquired all shares of CAIJ Inc. (currently Finspire Inc.) (made into a wholly owned subsidiary company)

Copyright © Japan Investment Adviser Co., Ltd. All rights reserved.

Our Businesses

Financial Solutions Business

-Our group supports various business with financial technology-

Three Core Lines of Business

Operating Lease Business(JOL)



(Portfolio sale function) JP Lease Products & Services Co., Ltd.
Finspire Inc.

(Arrange function) Arena Aviation Partners B.V.

Renewable Energy Business



BF TEC Co., Ltd.
Fuji Eco Technos Co., Ltd.

Aircraft Part-Out & Conversion Business



JPO No.0 Co., Ltd.
JPO No.1 Co., Ltd.
Vallair Capital SAS

M&A Advisory Business



Japan M&A Adviser Co.,Ltd.

IPO Consulting Business



Wealth Management Business



Insurance Agency Business



Finspire Inc.

Fintech Business



Iter Corporation

Private Equity Investment Business



JPE No.1 Co., Ltd.

Human Resource Business



Real Estate Investment Business



Health Care Business



Agribusiness



※(Operating Lease Business Management function for overseas affiliate companies) JIA LUXEMBOURG SARL

Media-related Business

Media-related & IR Support Business



Nihon Securities Journal Inc.
Nihon Securities Journal Research Inc.

Copyright © Japan Investment Adviser Co., Ltd. All rights reserved.

Second Quarter of FY2018

2. Business Overview

Highlights for the Second Quarter of FY2018

Record-high second quarter sales and earnings as both increased from previous year for the third consecutive year

- ◆Profit attributable to owners of parent increased to ¥2,283million (up 158.0% year on year)
- ◆Equity sales* increased 112.1 % year on year to ¥43,491million

(Millions of yen)	Q2 FY2018 Results	Q2 FY2017 Results	YoY change	YoY change (%)	Forecast for Q1-Q2 (Rivised)	Comparison with Plan	Forecast for the whole fiscal year	Rate of progress
Net sales	6,373	3,256	+3,116	+95.7%	6,200	+2.8%	12,000	53.1%
Operating profit	4,011	1,785	+2,226	+124.7%	3,900	+2.9%	6,800	59.0%
Ordinary profit	3,613	1,577	+2,036	+129.1%	3,500	+3.2%	6,000	60.2%
Profit attributable to owners of parent	2,283	885	+1,398	+158.0%	2,200	+3.8%	4,100	55.7%
Total amount of equity sales*	43,491	20,500	+22,990	+112.1%	-	-	80,000	54.4%

* Note: Transfer of equity interest in special-purpose companies(SPC) as defined in Article 2, Paragraph 2-5 of the Financial Instruments and Exchange Act

Copyright © Japan Investment Adviser Co., Ltd. All rights reserved.

Business Segment Summary

The core operating lease business was the main source of sales growth

◆ Operating lease sales increased 143.9%and rose from 71%to 88% of total sales

Business units (Millions of yen)		Q2 FY2017 Net sales	Q2 FY2018 Net sales	YoY change	YoY change (%)
		Results	Results		
Operating Lease Business		2,306	5,627	+3,320	+143.9%
Renewable Energy Business		387	200	▲187	▲48.3%
Aircraft Part-Out & Conversion Business		395	214	▲180	▲45.7%
Other Businesses	Insurance Business	14	191	+177	+1256.8%
	M&A Advisory Business				
	Private Equity Investment Business				
	IPO Consulting Business and others				
Media-related & IR Support Business		152	139	▲13	▲8.9%
Total		3,256	6,373	+3,116	+95.7%

Copyright © Japan Investment Adviser Co., Ltd. All rights reserved.

Deals Structured

Amount and Number of Deals Structured by Type of Asset

(Millions of yen)	Q2 FY2017	Q2 FY2018
Aircraft	53,441 (21 deals)	107,850 (20 deals)
Vessel	7,847 (4 deals)	0 (0 deals)
Container box	722 (1 deal)	6,475 (3 deals)
Solar Power Stations	3,107 (3 deals)	0 (0 deals)
Total	65,118 (29 deals)	114,325 (23 deals)

Change in Amount and Number of Deals Structured

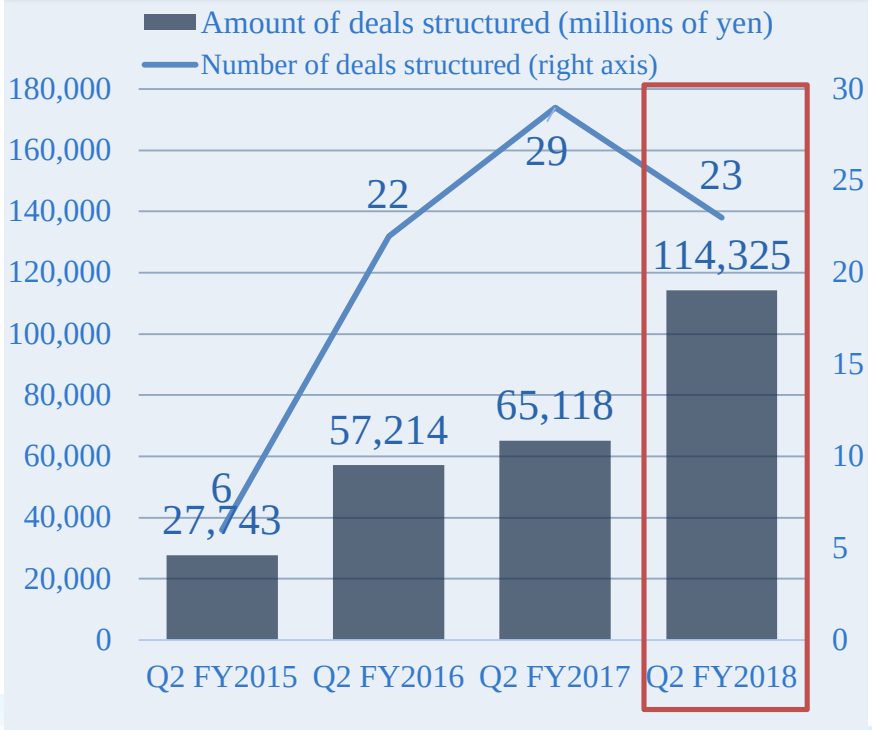

Copyright © Japan Investment Adviser Co., Ltd. All rights reserved.

Equity Sales

Amount and Number of Equity Sales* by Type of Asset

(Millions of yen)	Q2 FY2017	Q2 FY2018
Aircraft	16,587 (17 deals)	35,560 (16 deals)
Vessel	1,026 (1 deal)	1,366 (2 deals)
Container box	722 (1 deal)	6,565 (5 deals)
Solar Power Stations	2,164 (3 deals)	0 (0 deals)
Total	20,500 (22 deals)	43,491 (23 deals)

Change in Amount and Number of Equity Sales*

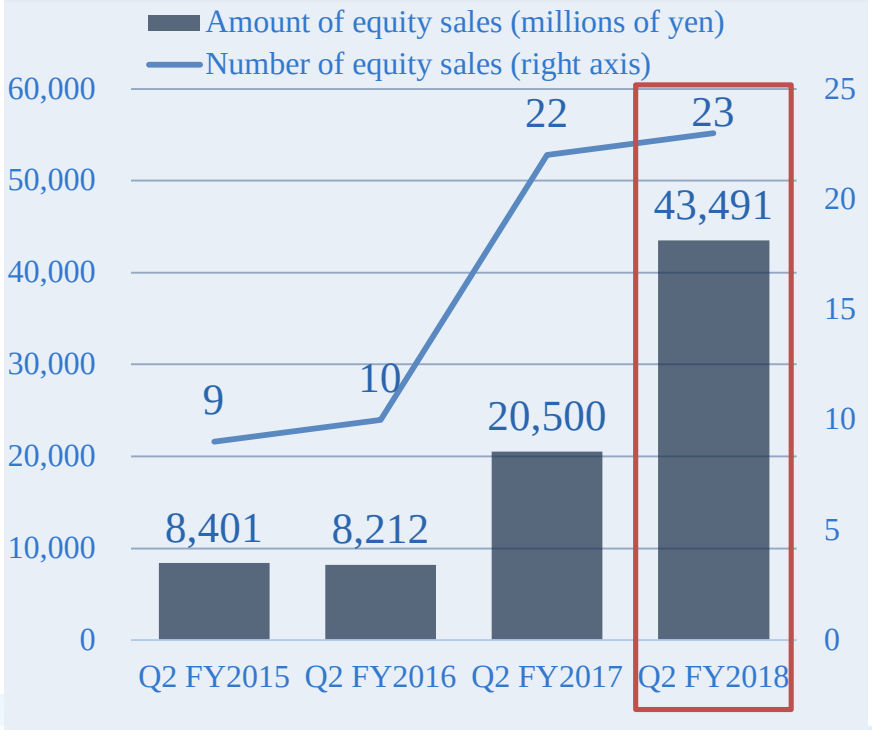

* Note: Transfer of equity interest in special-purpose companies(SPC) as defined in Article 2, Paragraph 2-5 of the Financial Instruments and Exchange Act

Copyright © Japan Investment Adviser Co., Ltd. All rights reserved.

Balance of Equity underwritten at the End of the Term

Balance and Number of Equity underwritten*1 at the end of the term by Type of Asset

(Millions of yen)	Q2 FY2017	Q2 FY2018
Aircraft	15,699 (15 deals)	47,725 (16 deals)
Vessel	2,718 (4 deals)	0 (0 deals)
Container box	0 (0deals)	0 (0 deals)
Solar Power Stations	※2	※2
Total	18,417 (19 deals)	47,725 (16 deals)

Balance of Equity underwritten*1 at the end of the term

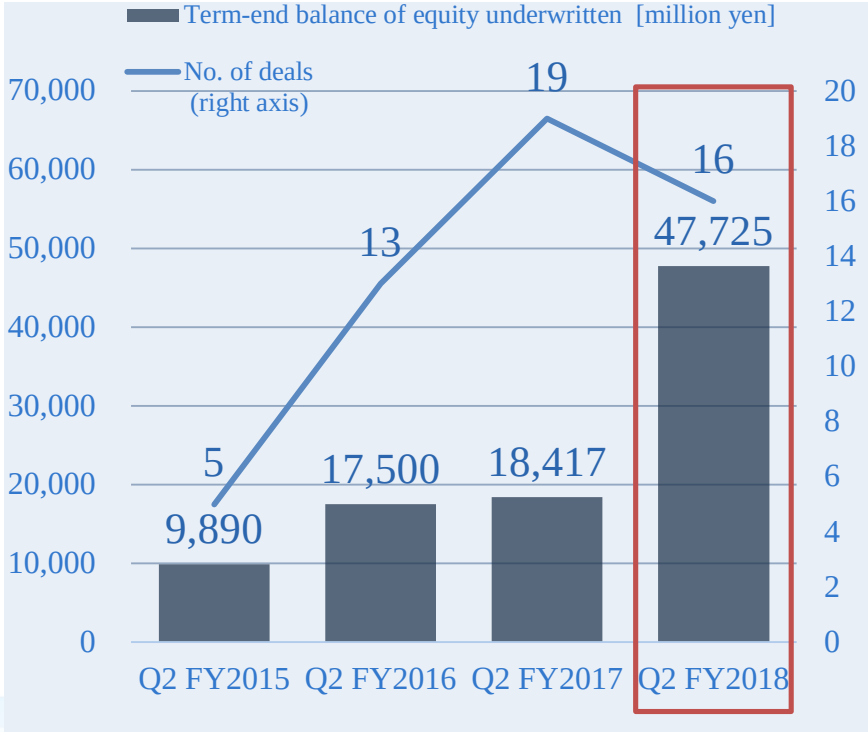

*1 Note: Falls under the item “Merchandise Investments” of Balance Sheet

*2 Note: Investment in solar power generation before selling is posted in “advances paid” rather than “investment in products” in balance sheets.

Copyright © Japan Investment Adviser Co., Ltd. All rights reserved.

Growth of the Sales Network (Business Matching Partners)

- ✓ In the second quarter of 2018 (3 months), business matching contracts were executed with 14 accounting/tax accounting firms and 7 regional banks.
- ✓ At the end of the first half of 2018, there were matching agreements with 159 accounting/tax accounting firms, 62 regional banks and 9 securities companies, a total of 230 partners.

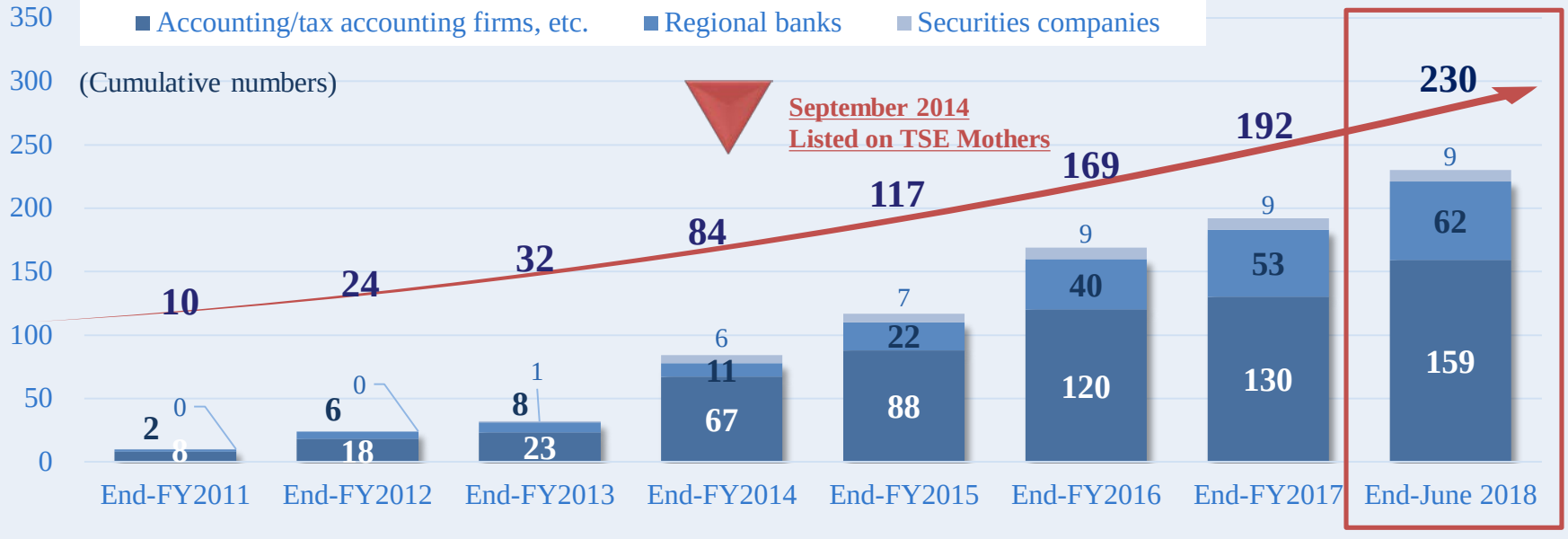

Note: Figures for End-FY2016, End-FY2017 and End-June 2018 include the total number of matching contracts for JP Lease Products & Services Co., Ltd. and Finspire Inc. (only for JP Lease Products & Services Co., Ltd. was shown until the previous materials for FY2017)

Copyright © Japan Investment Adviser Co., Ltd. All rights reserved.

Second Quarter of FY2018

3. Financial Results

Q2 FY2018 Consolidated Income Statement Summary (1)

(Millions of yen)	Q2 FY2017 Results	Q2 FY2018 Results	YoY change	YoY change (%)
Net sales	3,256	6,373	+3,116	+95.7%
Cost of sales	861	1,219	+358	+41.7%
Gross profit *1	2,395	5,153	+2,757	+115.1%
SG&A expenses *2	610	1,141	+531	+87.1%
Operating profit	1,785	4,011	+2,226	+124.7%
Non-operating income *3	169	379	+210	+124.2%
Non-operating expenses *4	377	778	+400	+106.2%
Ordinary profit	1,577	3,613	+2,036	+129.1%
Profit attributable to owners of parent	885	2,283	+1,398	+158.0%

*1. Gross profit

Gross profit margin increased 7.3% to 80.9%.

*2. SG&A expenses

SG&A expenses ratio decreased 0.8% to 17.9%.

*3. Non-operating income

Year on Year Comparison out of 210 million yen increased

- Interest income Increased 93 million
- Gain on sale of special-purpose companies(SPC) investments Increased 65 million

Exchange gain was 51 million yen in the current term.
(exchange loss of 136 million yen in the previous term)

*4. Non-operating expenses

Year on Year Comparison out of 400 million increased

- Equity losses of affiliates Increased 282 million
- Interest expense Increased 134 million
- Non-operating commissions expense Increased 54 million

Copyright © Japan Investment Adviser Co., Ltd. All rights reserved.

Q2 FY2018 Consolidated Income Statement Summary (2)

Year on Year Comparison (FY2017 vs FY2018)

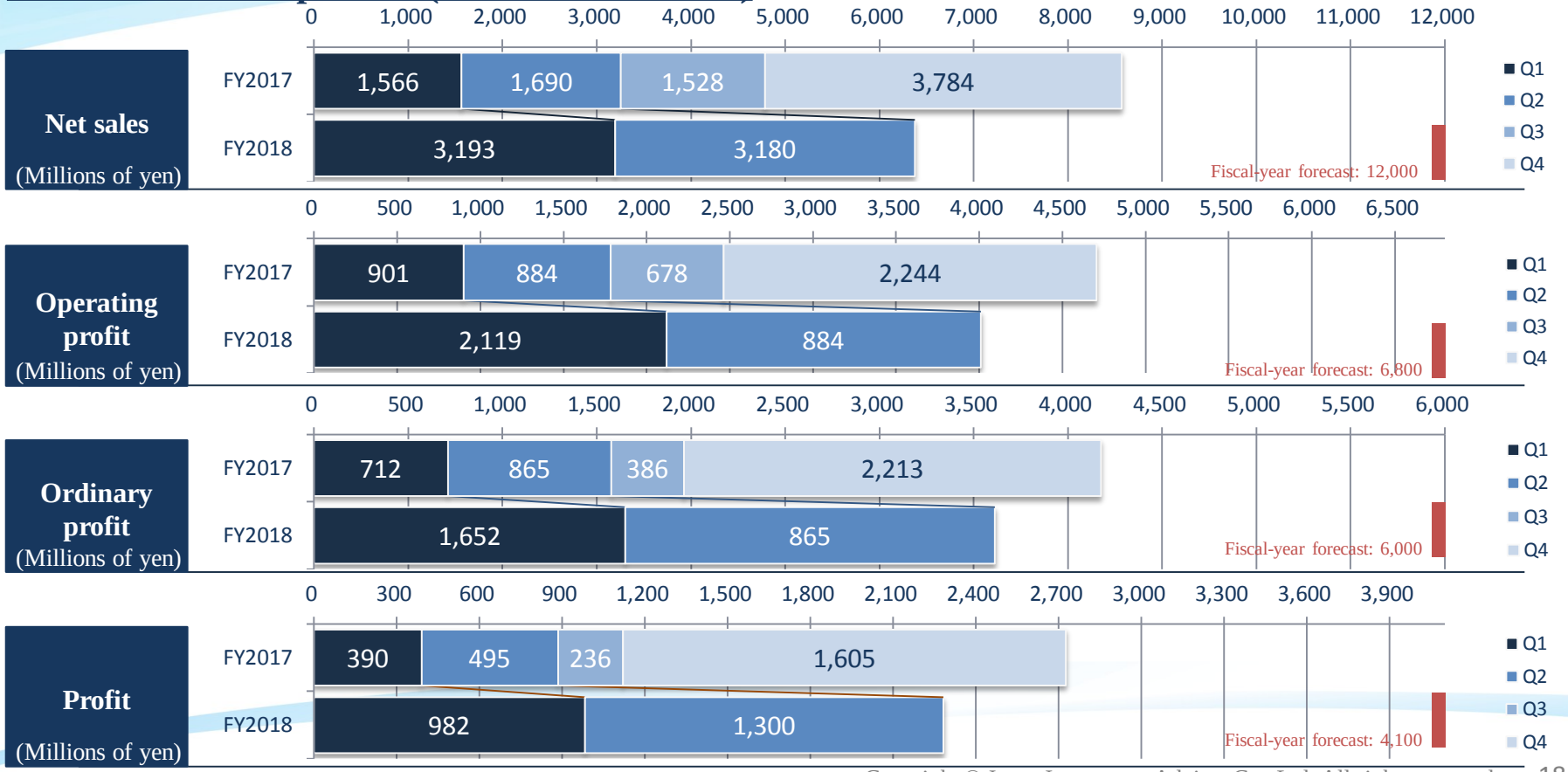

Copyright © Japan Investment Adviser Co., Ltd. All rights reserved.

Q2 FY2018 Consolidated Balance Sheet Summary (1)

(Millions of yen)	Jun. 30, 2017 (1) Results	Dec. 31, 2017 (2) Results	Jun. 30, 2018 (3) Results	YoY change (3) – (1)	Vs. Dec. 31, 2017 (3) – (2)
*1 Cash and deposits	8,023	11,484	27,905	+19,882	+16,420
Accounts receivable - trade	2,863	2,234	5,160	+2,297	+2,926
*2 Merchandise	394	3,602	3,742	+3,347	+139
*3 Equity underwritten	18,417	33,781	47,725	+29,307	+13,943
Costs on uncompleted services	482	959	1,158	+676	+199
Advance payments - trade	2,863	2,484	1,756	▲1,107	▲728
*4 Advances paid	4,640	2,398	3,161	▲1,478	+762
Other	2,231	6,312	7,054	+4,913	+1,322
Current assets	39,916	62,259	97,665	+57,839	+34,987
Property, plant and equipment	88	90	122	+33	+31
Intangible assets	43	70	58	+14	▲12
Investments and other assets	1,556	2,546	2,237	+590	▲889
Non-current assets	1,688	2,707	2,417	+638	▲870
Deferred assets	7	48	76	+68	+27
Total assets	41,613	66,015	100,159	+58,546	+34,143

*1. Cash and Deposits

YoY change 19,882 million

It saw a temporary rise due to issuance of new shares and sale of shares from May through June.

*2. Merchandise

Inventories in the aircraft part-out & conversion business increased ¥ 3,347 million YoY.

*3. Equity underwritten

special-purpose companies(SPC) investments to be sold in the operating lease business increased ¥ 29,307 million YoY.

*4. Advances paid

Advances paid mainly for investments in the renewable energy business decreased ¥ 1,478 million YoY.

Copyright © Japan Investment Adviser Co., Ltd. All rights reserved.

Q2 FY2018 Consolidated Balance Sheet Summary (2)

(Millions of yen)	Jun. 30, 2017 (1)	Dec. 31, 2017 (2)	Jun. 30, 2018 (3)	YoY change (3) – (1)	Vs. Dec. 31, 2017 (3) – (2)
	Results	Results	Results		
Accounts payable - trade	7	16	21	+14	+5
*1 Short-term loans payable	30,339	42,990	56,697	+26,357	+13,707
*2 Unearned revenue	1,074	2,674	5,981	+4,906	+3,307
Income taxes payable	416	2,162	1,380	+963	▲782
Other	1,334	1,507	1,115	▲218	▲391
Current liabilities	33,172	49,351	65,196	+32,024	+15,845
Non-current liabilities	908	2,408	4,356	+3,447	+1,948
Total liabilities	34,081	51,759	69,553	+35,472	+17,793
*3 Capital stock	2,061	4,544	11,615	+9,554	+7,071
*3 Capital surplus	2,003	4,478	11,552	+9,549	+7,074
*4 Retained earnings	3,587	5,356	7,477	+3,889	+2,121
Treasury shares	-200	-200	-200	+0	+0
Shareholders' equity	7,452	14,179	30,446	+22,993	+16,266
Other	78	76	159	+81	+83
Total net assets	7,531	14,255	30,606	+23,074	+16,350

*1. Short-term loans payable

Short-term loans payable rose 26,357 million YoY due to temporary acceptance of special-purpose companies(SPC) investments after actively structured.

*2. Unearned revenue

Unearned revenue increased ¥4,906 million YoY due to higher number of deals available for sale across the fiscal periods.

*3. Capital stock, Capital surplus

May 2018 Capital increased through public offering

June 2018 Allocated new shares to a third party as shares were sold through over-allotment (OA). As a result, JIA procured 13,992 million yen

*4. Retained earnings

In the current term, the term-end dividend of 162 million yen for the previous term was paid.

Copyright © Japan Investment Adviser Co., Ltd. All rights reserved.

4. Growth Strategy

Our Growth Strategy

1	**Further strengthen the three core businesses (operating lease, renewable energy, aircraft part-out & conversion).**
2	**Expand the comprehensive financial solutions services.**
3	**Aim for growth of IT and human resource services, where synergies with the financial solutions business are expected, and growth of new financial services (fintech) that utilize artificial intelligence.**

Copyright © Japan Investment Adviser Co., Ltd. All rights reserved.

1. Making The Three Main Businesses More Powerful

◆ Expansion of Client Airline Companies (Operating Lease Business for Aircraft)

Development of airlines in a new area in addition to Europe where there are many existing business partners

✓ Newly structuring portfolios with 7 airline companies in 2018 (3 in Europe, 3 in America and 1 in Middle East)

◆ Expansion of Target Models' Portfolio (Operating Lease Business for Aircraft)

Expansion of customer base through expansion of portfolio of the assets subject to operating lease

✓ Responds to the need for WIDE BODY (2 aisles) in addition to NARROW BODY (1 aisle), which is the strong point.

✓ Made an agreement to purchase 10 Boeing 737MAX8 aircrafts manufactured by the Boeing Company, in August 2017. The list price* of 10 aircraft amounts to approximately 1.12 billion US dollars (approx.123.2 billion JPY).
4 and 6 aircraft are to be delivered in 2021 and 2022 respectively.



NOTE* List price means the catalogue price.

Copyright © Japan Investment Adviser Co., Ltd. All rights reserved.

1. Making The Three Main Businesses More Powerful

◆ Aircraft Part-Out & Conversion Business

Realizing synergy effects with existing businesses through capital and business tie-up with Vallair Capital SAS since 2015

- ■ Part-out Business　It disassembles the bodies of retire aircraft, carries out inventory control of each part, and sells them to users around the globe (servicing companies, leasing companies, airline companies, etc.)
- ■ Conversion Business　It modifies and recycles old passenger aircraft into cargo aircraft.

✓ Turning the exit risk of operating lease of secondhand aircraft into a profit-making opportunity and expanding the options of aircraft utilization after the expiration of the leasing period.

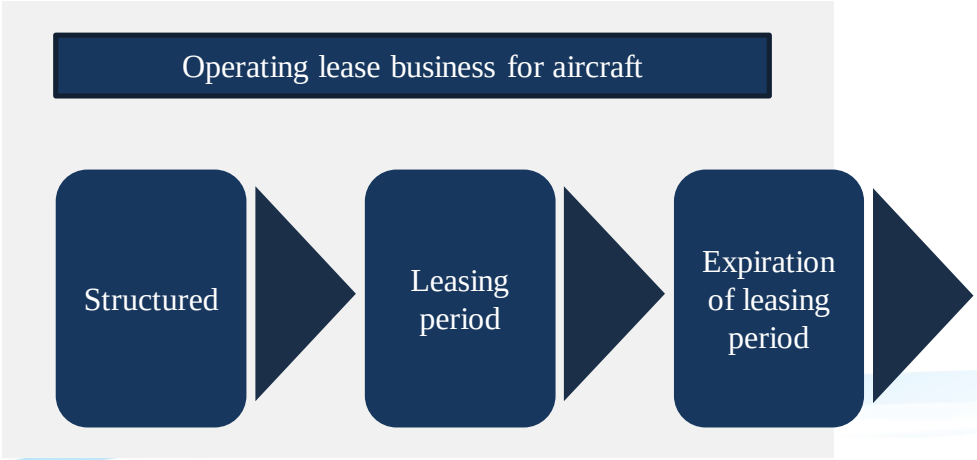

Tie-up business with Vallair Capital

Conversion Business
- Modify into cargo aircrafts and lease
- Modify into cargo aircrafts and sell

Part-out Business
- Dissemble the aircraft body and sell its parts

Cooperation with tie-up companies such as Arena Aviation Partners B.V.
- Lease as secondhand aircrafts
- Sell as secondhand aircrafts

Copyright © Japan Investment Adviser Co., Ltd. All rights reserved.

1. Making The Three Main Businesses More Powerful

◆ Expansion of Solar Power Stations

New plant to start operating in second half of FY2018

✓Preparing a new Solar Power Station to meet the stable needs as a yen-based, high-yield fund .

Operational status of solar power stations at the end of June 2018

20 stations
Output 35.6MW

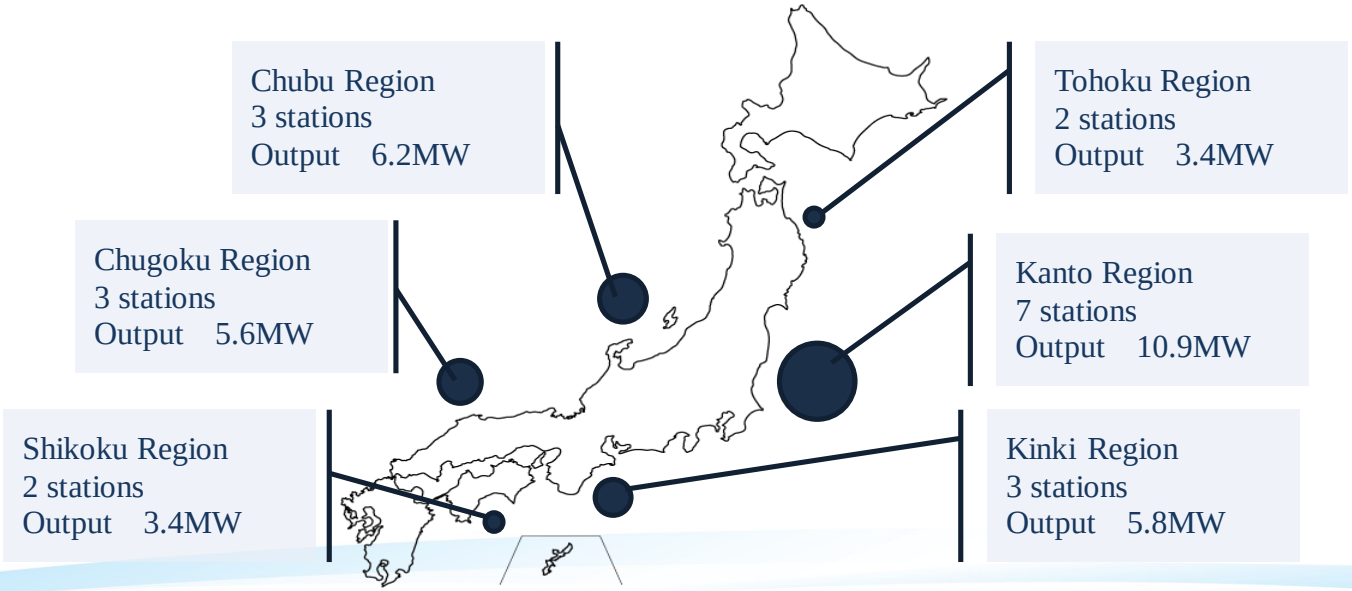

Copyright © Japan Investment Adviser Co., Ltd. All rights reserved.

2. Expand The Comprehensive Financial Solutions Services

◆ Expansion of Sales Bases and Services

Providing a solution service that matches customers' needs and responding to diverse demands of small and medium enterprises of Japan by utilizing the network of regional banks, tax offices, etc.

● Opened Nagoya branch of a wholly owned subsidiary of JIA, JP Lease Products & Services Co., Ltd. (JLSP)(July)

- ✓ Established Nagoya branch in Chukyo Region as another base in addition to Osaka branch to cultivate the surrounding area.
- ✓ Special-purpose companies(SPC) investments by the companies in Aichi Prefecture was approx. 10% in FY 2017 (refer to the figure below).

【Special-purpose companies(SPC) investments companies arranged by JLPS in each prefecture (2017)】

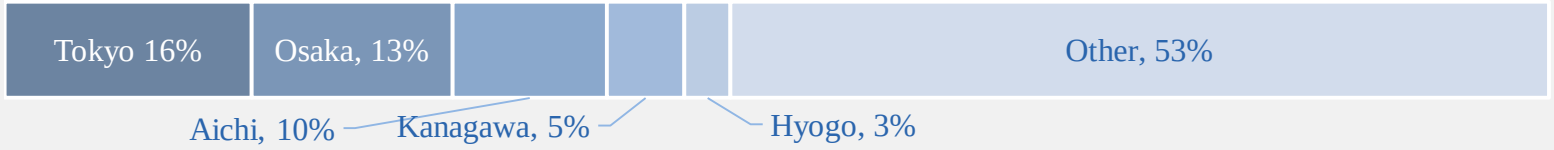

● Full-fledged entry of Insurance Agency Business by a wholly owned subsidiary of JIA, Finspire Inc.

- ✓ Insurance Network Co., Ltd. started the insurance agency business in November 2017.
- ✓ Finspire Inc. absorbed Insurance Network Co., Ltd. on January 4, 2018.
- ✓ Sales of the insurance agency business were 1.54 million yen in the first half of FY 2018.
- ✓ Developing operating lease business and insurance agency business by having business bases in Tokyo, Osaka, Fukuoka and Oita.

Copyright © Japan Investment Adviser Co., Ltd. All rights reserved.

3. Growth of Financial Services (Financial Technology)

◆ Financial Services (Financial Technology)

Sales of fintech products start at joint venture Iter Corporation.

- ✓ In May 2017, JIA established a joint venture with three other companies: PCI Holdings (TSE 1st section), Keyware Solutions (TSE 2nd section) and INTERTRADE (TSE 2nd section).
- ✓ Iter develops advanced data and communications technologies involving artificial intelligence, big data analysis and other fields. The company plans to use these technologies for solution products sold to financial institutions and institutional investors.
- ✓ Iter is aiming to quickly add new businesses by using business investments in technology companies in order to acquire new technologies and provide information to financial institutions and other organizations with an interest in this business sector.

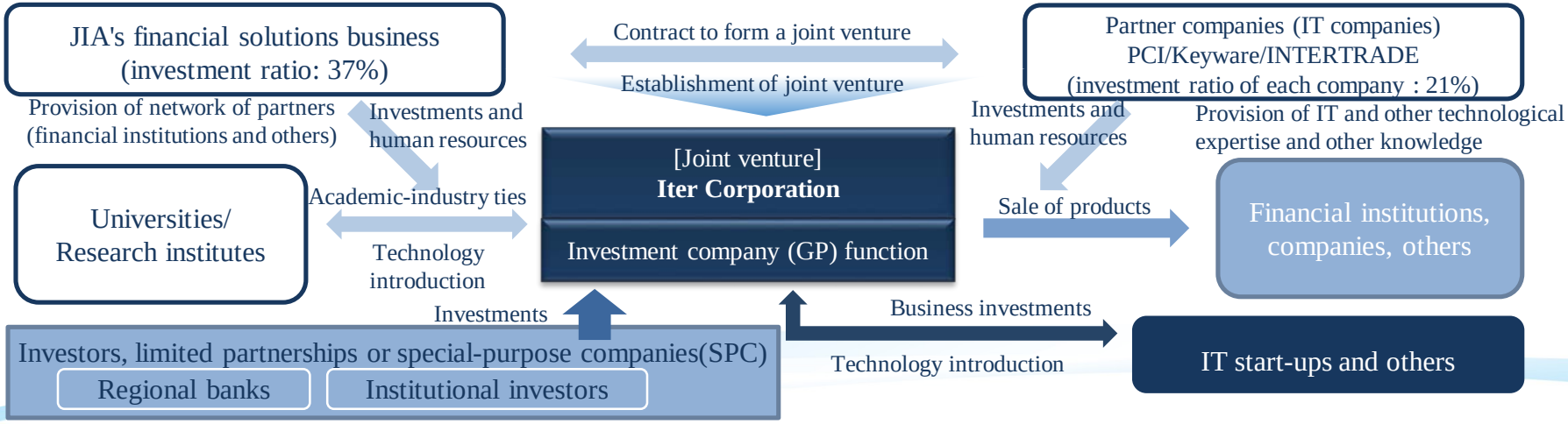

Copyright © Japan Investment Adviser Co., Ltd. All rights reserved.

Topics

◆ **Procurement of 2.66 million shares, approx.13.9 billion yen, through issuance of new shares and sale of shares**

- ✓ Use them as temporary advances paid, etc., for operating lease business and renewable energy business based on the assumption that JIA will be selling (status transfer) to Special-purpose companies(SPC) investors in future .
- ✓ Equity ratio was around 20-30%

Transition of Capital Procurement through Issuance of New Shares and Sale of Shares

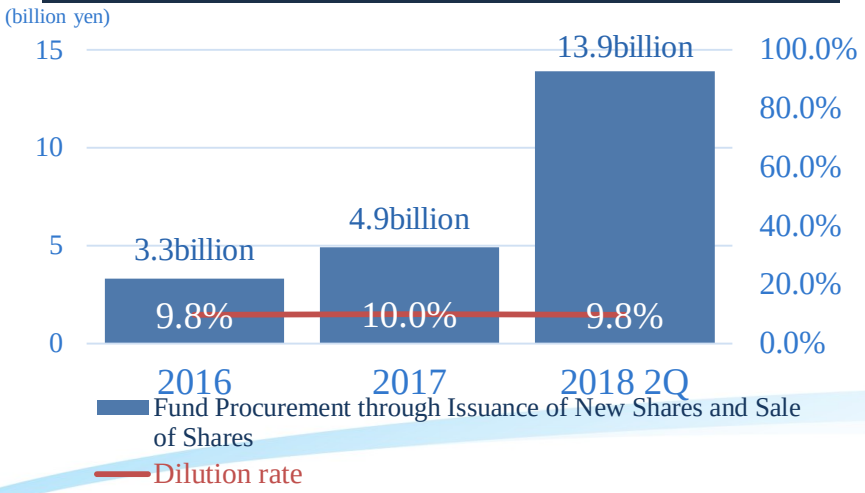

Transition of Net Assets/Equity Ratio

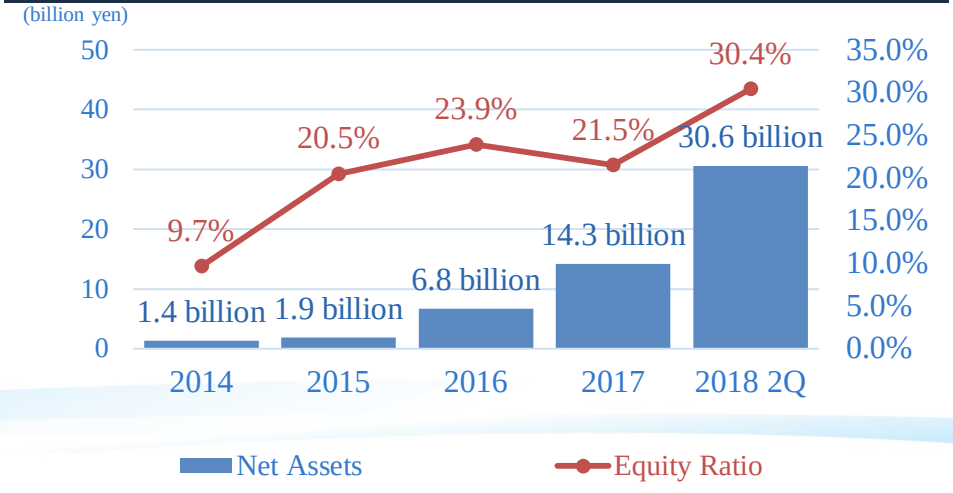

Copyright © Japan Investment Adviser Co., Ltd. All rights reserved.

Six-year Consolidated Financial Summary

◆ **Continue to aim for annual profit growth of at least 50%**

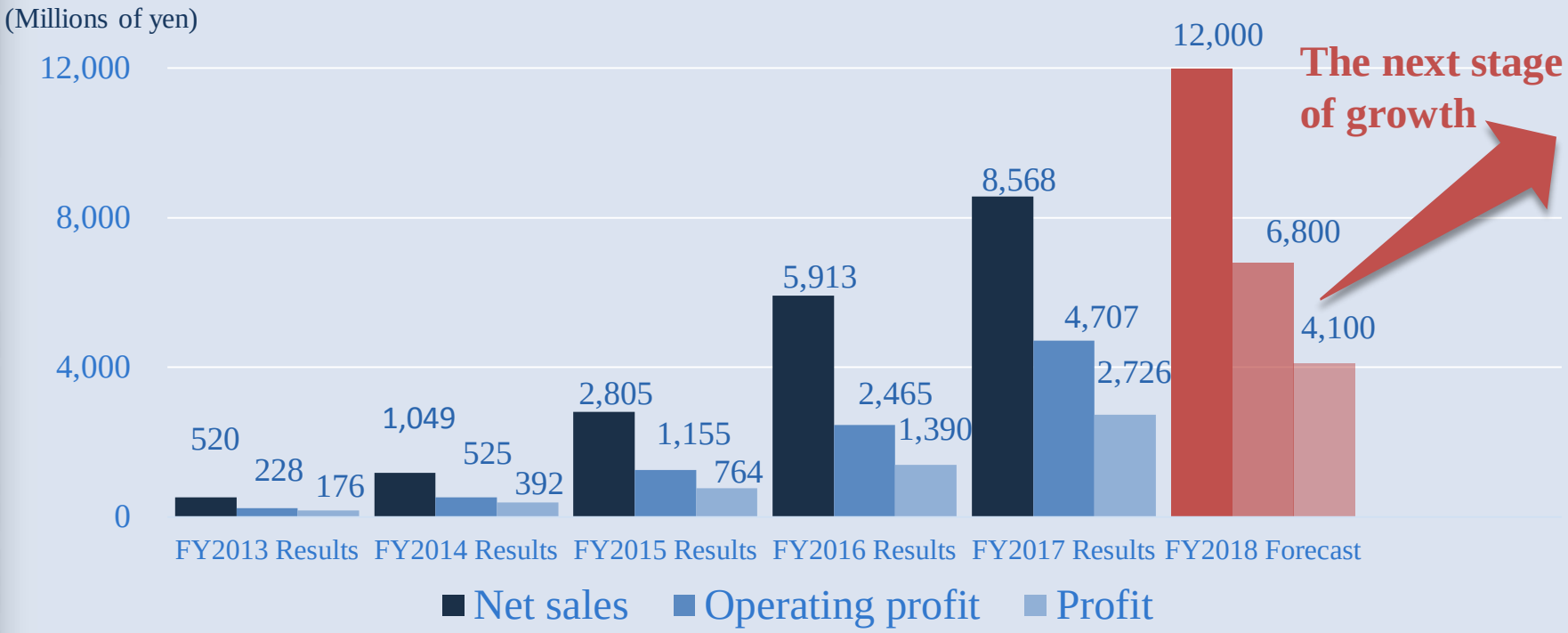

Copyright © Japan Investment Adviser Co., Ltd. All rights reserved.

5. Shareholder Return

FY2018 Dividend Forecast

◆ **Our dividend policy is to aim for a consolidated payout ratio of at least 20% in the medium to long term**

Basic Policy for Shareholder Return

- ✓ The basic policy of JIA for the profit distribution is to place priority on returning profits to shareholders by continuously paying a stable dividend. The dividend also takes into account the need for retaining earnings as required for funding future business activities and strengthening business operations.
- ✓ JIA conducted a 2-for-1 common stock split on September 1, 2017. After adjusting dividends as if this stock split was conducted on January 1, 2016, the FY2017 dividend of ¥9 is an increase of ¥4 from the FY2016 dividend of ¥5.
- ✓ JIA plans to pay a dividend of ¥13 for FY2018.

		Interim dividend	Year-end dividend	Annual dividend
FY2016	Actual	2 yen(*)	3 yen (*)	5 yen (*)
FY2017	Actual	3 yen (*)	6 yen	9 yen (*)
FY2018		5.5 yen (actual)	7.5 yen (forecast)	13 yen (forecast)

* A 2-for-1 share split was conducted on September 1, 2017. Accordingly, the interim, term-end, and annual dividends for the term ended Dec. 2016 and the interim dividend for the term ended Dec. 2017 were calculated based on the standards after the share split, instead of using the dividend amounts before the share split.

Copyright © Japan Investment Adviser Co., Ltd. All rights reserved.

Profitability Indicators

◆ Return on equity remains high due to strong earnings and rapidly growth of business operations

✓ Earnings were used for dividends and retained earnings will be used for carefully selected investments in order to maintain high profitability and a rapid growth rate.

	FY2014	FY2015	FY2016	FY2017	FY2018
	Actual	Actual	Actual	Actual	(Forecast)
Payout ratio	—	—	8.5%	8.4%	8.6%
Equity ratio	9.5%	20.5%	23.9%	21.5%	-
ROA	8.6%	10.8%	11.9%	8.9%	-
Profit to sales	37.5%	27.2%	23.5%	31.8%	34.2%
Increase in profit	+122.7%	+80.6%	+81.8%	+96.1%	+50.4%
ROE	42.1%	46.3%	32.1%	26.0%	-

* The full-year forecast has not been changed from the initial one.

Copyright © Japan Investment Adviser Co., Ltd. All rights reserved.

Shareholder Incentives

◆ Descriptions of shareholder incentives in FY2017

✓ We expanded the incentive plan for shareholders to encourage more shareholders to maintain their investment loyalty over the medium- to long-term period. (Revisions made due to the stock split of September 1, 2017)

(1) Eligible shareholders	Perks are provided to all shareholders recorded in the shareholder register as of December 31
(2) Allocation date	End of December (once each year)
(3) Gift	QUO Card and free subscription of Nihon Securities Journal (Digital Version)
(4) Gift eligibility	The number of shares (QUO Card + subscription ticket of Nihon Securities Journal (Digital Version)) **Period of less than one year** 100 or more and less than 2,000 shares → QUO Card worth ¥1,000 + One-month free subscription ticket of Nihon Securities Journal (Digital Version) worth ¥3,000 2,000 shares or more → QUO Card worth ¥3,000 + Three-month free subscription ticket of Nihon Securities Journal (Digital Version) worth ¥9,000 **Period of one year to less than two years** 100 or more and less than 2,000 shares → QUO Card worth ¥3,000 + Three-month free subscription ticket of Nihon Securities Journal (Digital Version) worth ¥9,000 2,000 shares or more → QUO Card worth ¥5,000 + Six-month free subscription ticket of Nihon Securities Journal (Digital Version) worth ¥18,000 **Period of two years or more** 100 or more and less than 2,000 shares → QUO Card worth ¥5,000 + Three-month free subscription ticket of Nihon Securities Journal (Digital Version) worth ¥9,000 2,000 shares or more → QUO Card worth ¥10,000 + Six-month free subscription ticket of Nihon Securities Journal (Digital Version) worth ¥18,000
(5) Definition of continuous ownership period	A continuous ownership period is the time during which an investor holds JIA stock without any interruption. This is defined as the length of time JIA stock is held continuously starting on the day an investor is recorded in the shareholder register and ending on the record date (December 31 every year).

Note: As the above incentives are FY2017 results, future plans may be changed.

Copyright © Japan Investment Adviser Co., Ltd. All rights reserved.

6. References

JIA Group's Investment

◆ Strengthening digital content of Nihon Securities Journal

- ✓ Nihon Securities Journal, a wholly owned subsidiary company of JIA, acquired the share of TRADEX Co., Ltd. in July 2018.
- ✓ Using the marketing know-how, mainly WEB that TRADEX has, JIA strives to improve the quality and quantity of the information transmission useful for making investment including Nihon Securities Journal Digital (http://www.nsjournal.jp/).

日本証券新聞 Digital

◆ Realization of IPO from companies that private equity business invested in

- ✓ Bank of Innovation Inc. (code: 4393), a company which JIA invested in, got listed on Tokyo Stock Exchange Mothers on July 24, 2018.

Copyright © Japan Investment Adviser Co., Ltd. All rights reserved.

Frequently Asked Questions

◆ Regarding the effects of the revision to the International Financial Reporting Standards (lease accounting) on JIA Group

- ✓ In accordance with the decision of the International Accounting Standards Board (IASB), the companies that comply with the International Financial Reporting Standards (IFRS) post lease liabilities while recognizing the right of use as a borrower as assets in all lease transactions, excluding short-term lease and lease of low-value assets, pursuant to IFRS No. 16, from the fiscal year starting on Jan. 1, 2019 or later. (Revised so that lease charges are depreciated as lease assets rather than being posted as expenses.)
- ✓ Some people expressed concerns over the shrinkage of the lease market and the influence of this revision on the performance of JIA Group, but JIA issued a news release expecting that the direct impact on the performance of JIA Group would be minor. (Jul. 3, 2018)

Merits of utilization of operating leases

Lessees	Fund procurement in various ways ・Reduction in fund procurement cost ・Expansion of fund procurement capacity Flexibility of target assets ・It is possible to return aircraft after the lease period.
Investors (sponsors)	・Utilization as investment products

Assumed effects of the revision to IFRS (lease accounting)

Lessees	・Increase of total assets, as lease assets are posted in balance sheets. Worsening of financial indicators, such as ROA. ・Accounting processes becoming cumbersome
Investors (sponsors)	・Unless Japanese tax systems are revised, there will be no direct impact of the revision to IFRS.

As lessees are mainly global companies that comply with IFRS, such as overseas airliners, it is considered that the possibility of the decline in demand for “operating leases” due to cumbersome accounting processes is very low.

Copyright © Japan Investment Adviser Co., Ltd. All rights reserved.

The Operating Lease Market Scale

◆ Estimate of the Market Size of Operating Lease Business

◆ Market Size
(predicted by JIA based on data sourced from Yano Research Institute Ltd. [June 14, 2018 publication])

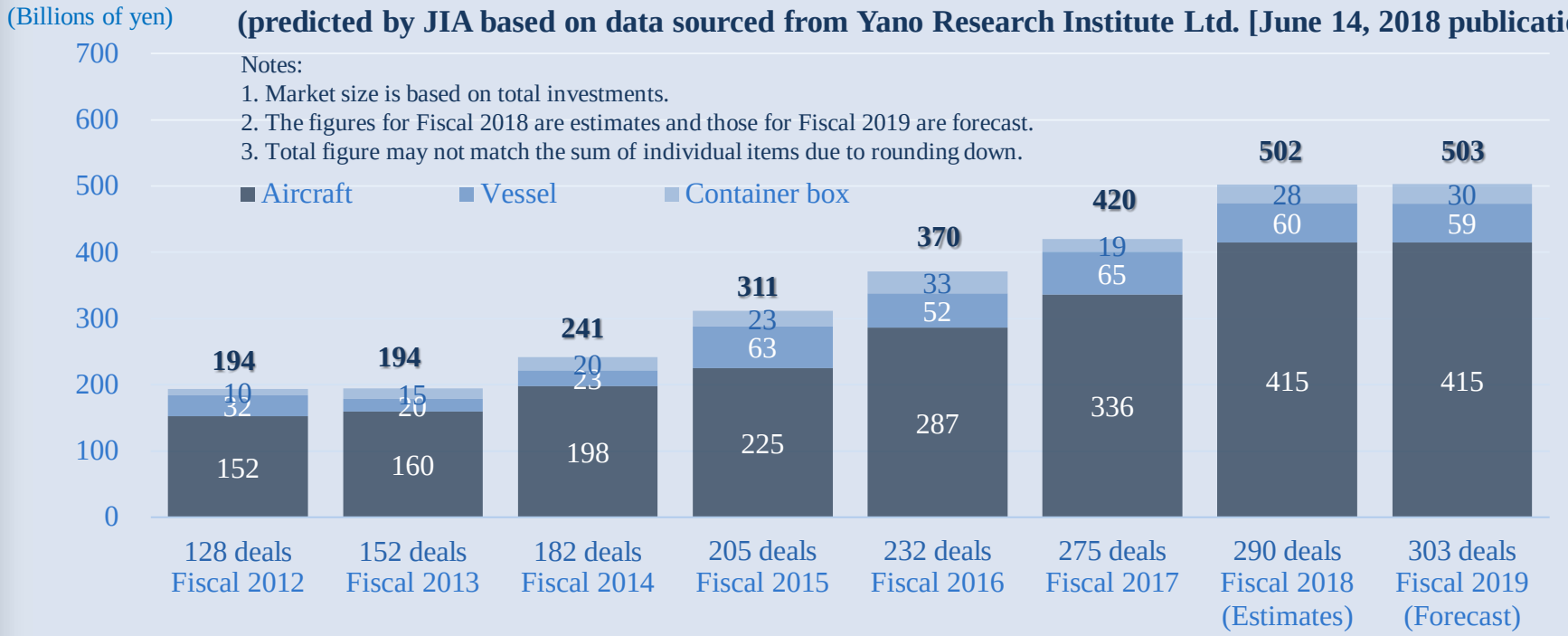

Copyright © Japan Investment Adviser Co., Ltd. All rights reserved.

Investor Briefings in 2018

◆ Events held in 2018

Feb.	13 15 20 21	Investor Briefings for Institutional Investors in Tokyo, hosted by The Securities Analysts Association of Japan Investor Briefings for Individual Investors in Osaka, hosted by SMBC Nikko Securities Investor Briefings for Individual Investors in Tokyo, hosted by Mizuho Securities Investor Briefings for Individual Investors in Tokyo, hosted by Mizuho Securities
Mar.	6	Investor Briefings for overseas Institutional Investors in Malaysia, hosted by Nihon Securities Journal Research
Apr.	12	Investor Briefings for Individual Investors (hosted by Daiwa Securities, at Daiwa Securities Takamatsu Branch)
Jun.	11-13	Investor Briefings for Institutional Investors (hosted by Daiwa Securities, in Hong Kong and Singapore)
Jul.	6	Investor Briefings for Individual Investors (hosted by Daiwa Securities, at Daiwa Securities Kita-Kyushu Branch)

◆ Events planned for 2018

Aug.	7	Investor Briefings for Institutional Investors (hosted by The Securities Analysts Association of Japan, at Nikkei Kayobacho No.1 seminar room)
	10	Investor Briefings for Individual Investors (hosted by Nihon Securities Journal Research, in Sapporo)

Copyright © Japan Investment Adviser Co., Ltd. All rights reserved.

Disclaimer

- Industry trends and analysis, business outlooks, strategies, and other forward looking statements in this presentation are based on information available to the management of JIA when this presentation was prepared. The operating environment in the future could differ significantly from the current environment for a variety of reasons. As a result, next-stage strategies, results of operations and other items could differ from the information in this presentation.

IR Contact

Please contact us with any questions or comments about our stock and other subjects involving a JIA investment.

ir@jia-ltd.com
or call the JIA's IR Desk at +81-3-6804-6805.

We may reply to you in writing, and it may take some time to respond to your inquiries. Please note that we will respond on or after the following business day if your inquiries are received on weekends, holidays, or the year-end and New Year holidays.

Personal Information

Personal information (names, addresses, phone numbers and e-mail addresses) about clients that is sent to the IR e-mail address will be used only to respond to questions or other inquiries or to send materials requested. This information will not be used for any other purposes.

Copyright © Japan Investment Adviser Co., Ltd. All rights reserved.