:Atrae

Financial Results Explanatory Material

Financial Results for the 4th Quarter of Fiscal Year Ending September 30, 2019

Atrae,Inc.（TSE 1st Section：6194）

©2019 Atrae, Inc.

Agenda

1. Company Overview
2. FY 2019 Financial Highlights
3. FY 2020 Guidance
4. About Business

©2019 Atrae, Inc.

Agenda

1. Company Overview
2. FY 2019 Financial Highlights
3. FY 2020 Guidance
4. About Business

©2019 Atrae, Inc.

Our Vision

Create the Company that Attracts People in the World.

We stick to creating a company and our services we are proud of to continue being an attractive company that people want to cheer for.
We will become an essential company in the world as Japan'd global company.

First time in Japan

People Tech Company

Redefined our company with a hope for
“Creating business that expands people’s possibility through technology”.

What is “Company” ?

Company = Making people who are involved happy



Employees Clients Stockholders Partners … and Society

Value Cycle of “Making People Happy”

By keeping this cycle and have more people get involved, we will achieve our vision to “**Create the Company that Attracts People in the World**”.

The most competitive advantage in the intellectual industrial society is “manpower”

Pursue employees’ happiness and make them feel rewarded which will lead to hiring capable members and making an environment for them to flourish



Providing value through business we believe in

Increase of the stock value through the growth of sales and profit

Even more investment for business expansion and social contribution through patronage, employment, tax

Agenda

1. Company Overview
2. FY 2019 Financial Highlights
3. FY 2020 Guidance
4. About Business

©2019 Atrae, Inc.

FY 2019 Full-Year Financial Highlights

FY2019 Q3

Sales **3,229** Million yen YonY **+40.0** % Progress **107.6** %

Operating Profit **710** Million yen YonY **+2.8** % Progress **101.5** %

Business

Green's major indicator **Updated Our Best**

(Number of active users・Hired Employees・Job Posted・Cumulative Registered Companies)

Companies adopting wevox **Significant increase (More than 1,100 companies)**

Topics

Continued high growth of our core business,
Green:Sales growth rate of 33.4% (YonY)

New business sales growth rate is 233.5% (YonY)

Increase of wevox user answer data as a competitive advantage

©2019 Atrae, Inc.

YonY Comparison

Updated Our Best Sales and Operating Profit

(Million yen)	FY2018 Q4	FY2019 Q4	YonY
Sales	2,306	3,229	+40.0%
Operating Expense	1,615	2,518	+55.9%
Operating Profit	691	710	+2.8%
Operating Margin	30.0%	22.0%	△ 8.0pt

©2019 Atrae, Inc.

YonY Comparison (sales)

Accomplished 40% sales growth
Also while carrying out the upfront investment in advertising
will achieve the earnings forecast of operating profit

(Million yen)	FY2018 Q4 Actual	FY2018 Q4 % of Sales	FY2019 Q4 Actual	FY2019 Q4 % of Sales	YonY	YonY %	YonY % of Sales	
Sales	2,306	100.0%	3,229	100.0%	+923	+40.0%	-	
Operating Expense	1,615	70.0%	2,518	78.0%	+903	+55.9%	+8.0pt	
(Ad Spend)	(971)	(42.1%)	(1,604)	(49.7%)	(+633)	+65.3%	(+7.6pt)	**Testing video advertisement**
(Personnel Cost)	(357)	(15.5%)	(501)	(15.5%)	(+144)	+40.4%	(±0pt)	**Hire considering productivity**
(Other)	(286)	(12.4%)	(412)	(12.8%)	(+125)	+43.8%	(+0.4pt)	**Development costs etc**
Operating Profit	691	30.0%	710	22.0%	+19	+2.8%	- 8.0pt	

©2019 Atrae, Inc.

Transition of Sales Per Employee

Updated our best productivity

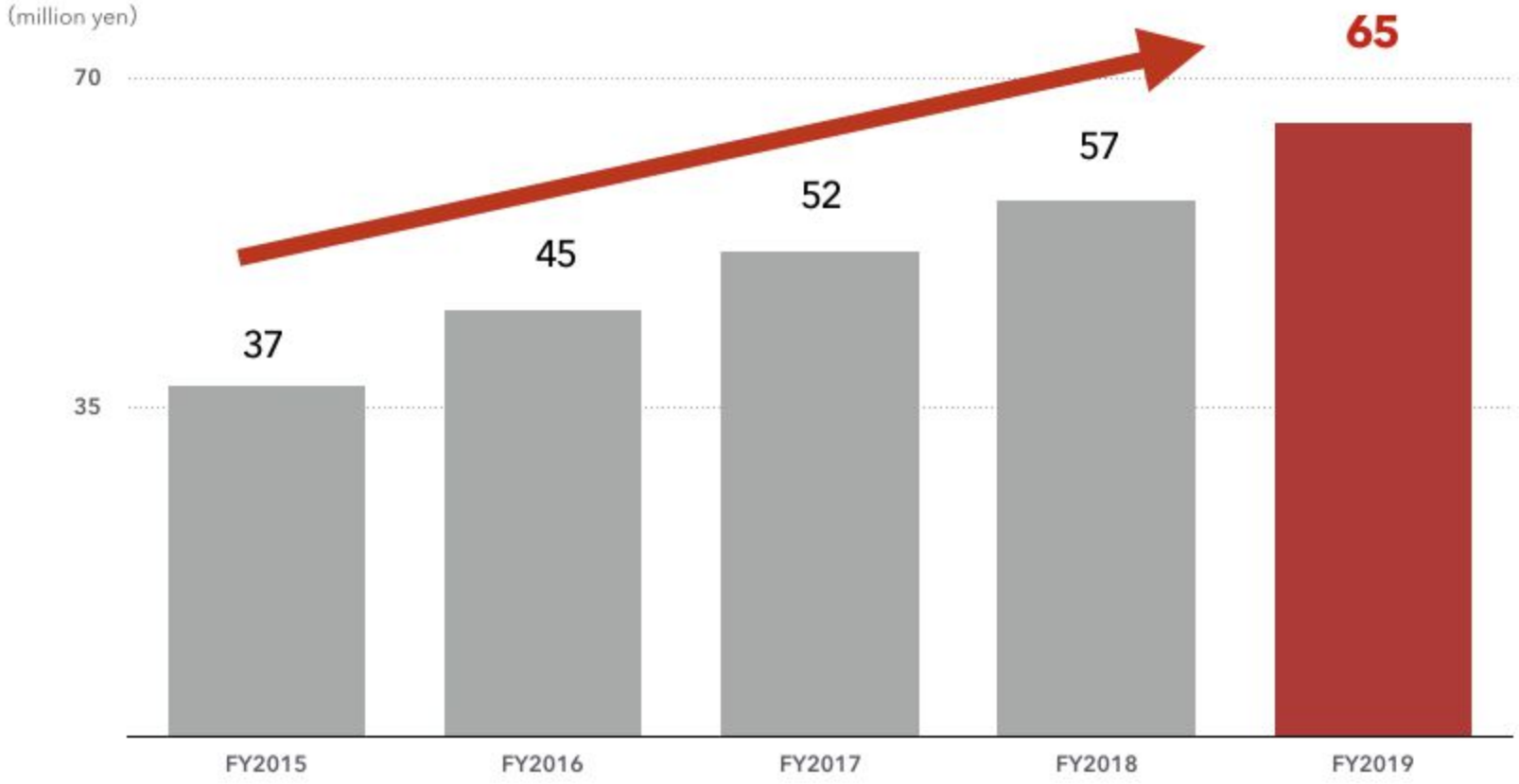

©2019 Atrae, Inc.

Shareholding Structure

50% owned by domestic and foreign institutional investors

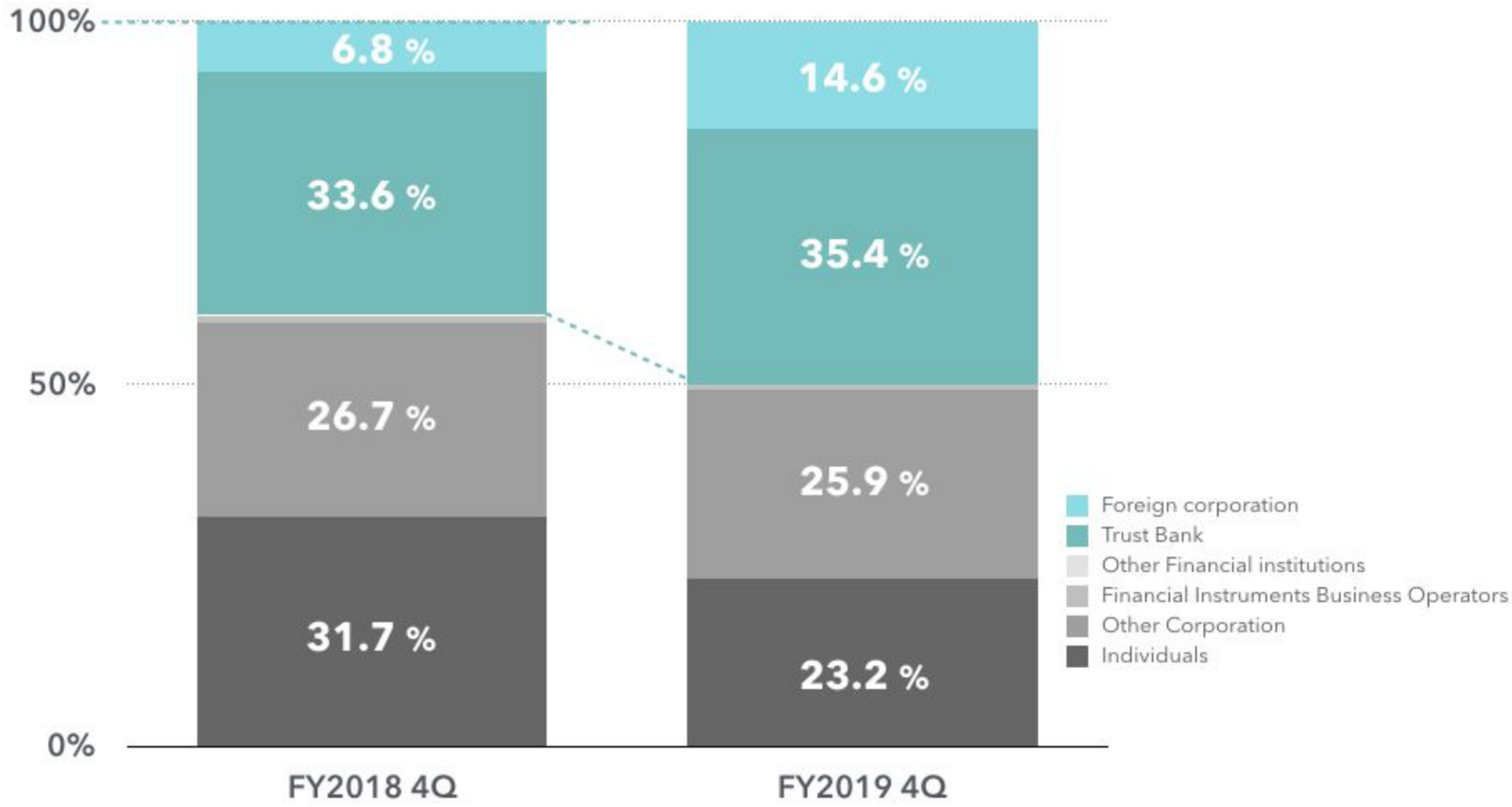

©2019 Atrae, Inc.

Agenda

1. Company Overview
2. FY 2019 Financial Highlights
3. **FY 2020 Guidance**
4. About Business

©2019 Atrae, Inc.

With our highly engaged organization, we challenge in creating business to expand people's possibility

Green
Creating job satisfaction via suitable matching
Continuous growth exceeding the market growth

wevox
As one and only platform for organizational improvement, contributed to improving engagement of many organizations

yenta
With a valuable matching,
becoming a must-have app throughout the world

New Business
Challenging a new business within the People Tech field

©2019 Atrae, Inc.

FY 2020 Guidance

Continue to grow more than 30% of sales

Aiming to expand profits in FY2021 (next fiscal year)

Sales 4.2 billion yen (YonY 30%)

Operating Profit 880 million yen

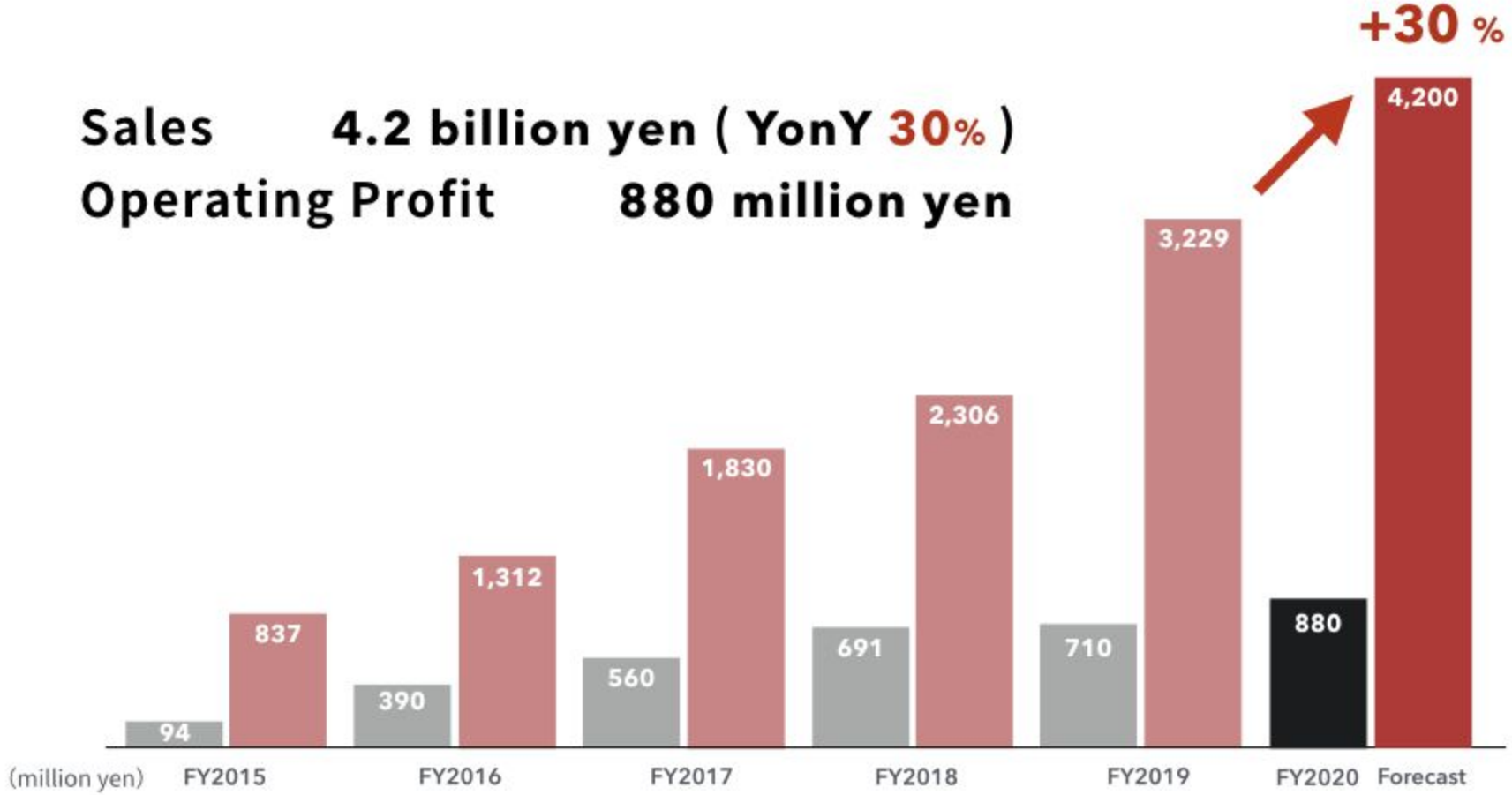

©2019 Atrae, Inc.

FY 2020 Guidance

(million yen)	FY2019	FY2020	YonY
Sales	3,229	4,200	+30.1%
Operating Profit	710	880	+23.8%
Ordinary profit	713	870	+21.9%
Net Income	502	543	+8.0%

©2019 Atrae, Inc.

Agenda

1. Company Overview
2. FY 2019 Financial Highlights
3. FY 2020 Guidance
4. About Business

©2019 Atrae, Inc.

Our People Tech Business

Job offer media with contingency fee

Attain locating the right person in the right place via suitable matching between company and job seeker



Organizational Improvement Platform

Visualize employee engagement in order to activate organization, utilize and nurture sustainment of personnel via SaaS model

Business Networking App

With a valuable match between persons, accelerate business

Job Search Website for IT Industry with Contingency Fee

Green



The origin of the name “Green”

Traffic light "green light" means that we can go. The site “Green" means that job seekers can find their own "green light”.

Point1 **The First Model in this industry**

High recognition from both users and clients due to the leading advantage.

Point2 **Inexpensive uniform fixed price**

Comparing with competitive services, low cost of hiring excellent talent without risk.

Point3 **Direct recruiting platform**

Job seekers and companies can take action and communicate interactively.

©2019 Atrae, Inc.

Attain Efficient Matching Via Technology

Labor intensive business model is being replaced by IT in many industries.
Green is replacing recruiting agencies by matching job seekers and companies with IT.

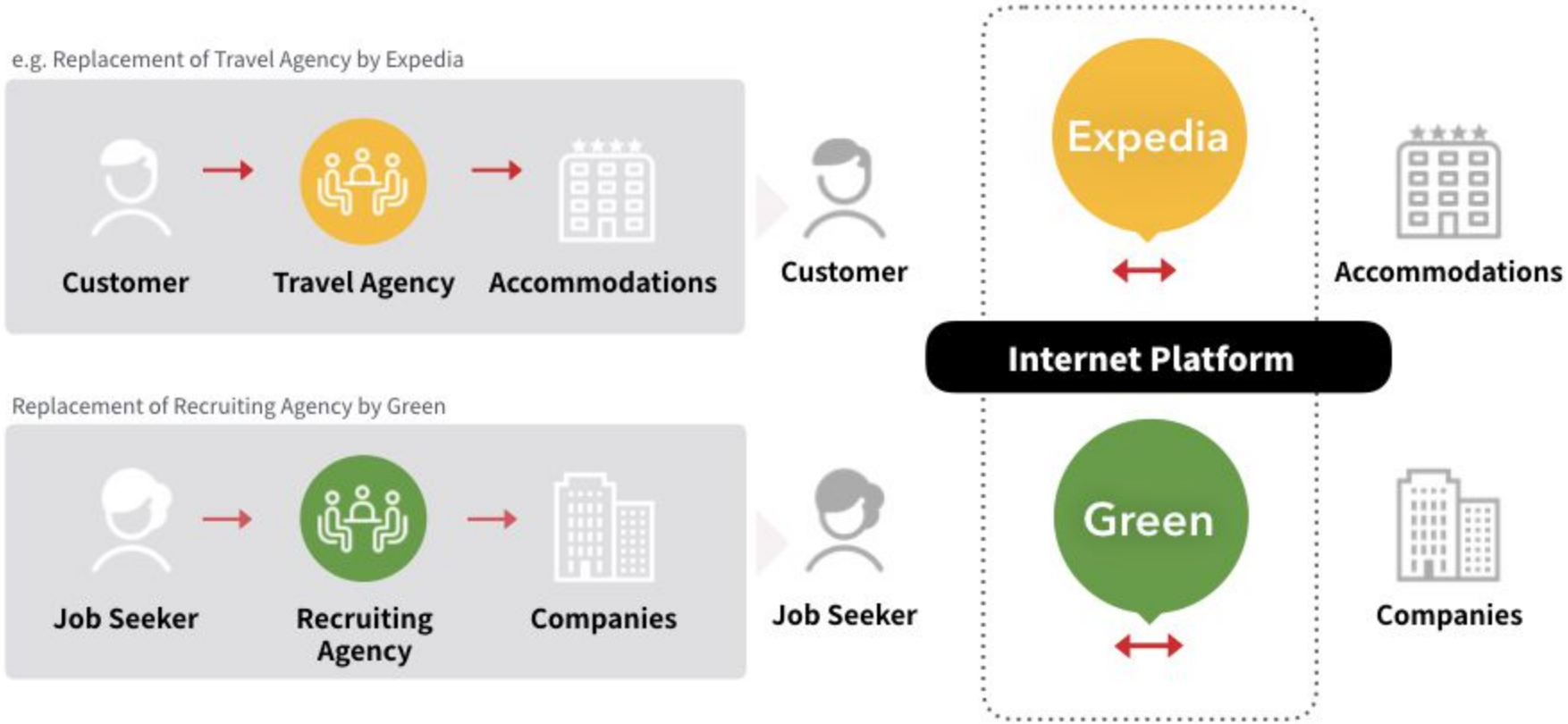

©2019 Atrae, Inc.

Green Established an Unique Position

Superiority × Low Cost × Technology

Stock and Use of Big Data

Stocking and making use of data via Green ※1

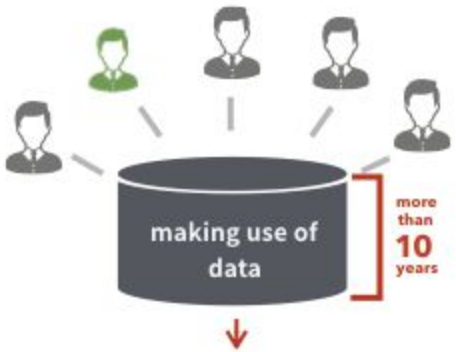

High precision within the use of big data

Price Competitiveness

Low price due to no need of advisers and facility cost



Professional Adviser



Counseling Facility

Business with no fixed cost
High competitiveness in terms of cost

Predominant Superiority

Pioneer of Contingency fee model（over 10 years）

Number of Cumulative Registered Company

More than **6,700**

Number of Registered User ID

More than **670** thousand

High recognition among recruiting companies

※1 Action data, profile data, selection data

©2019 Atrae, Inc.

Companies from Various Industries Introduce Green

Though companies adopting Green is mostly in the IT/Web industry, digitalization is taking part in many industries. With the raise of credibility and recognition due to the market change to 1st section of TSE, many prominent companies have introduced Green.



©2019 Atrae, Inc.

The Number of Active Users

Updated the number of newly registered users too

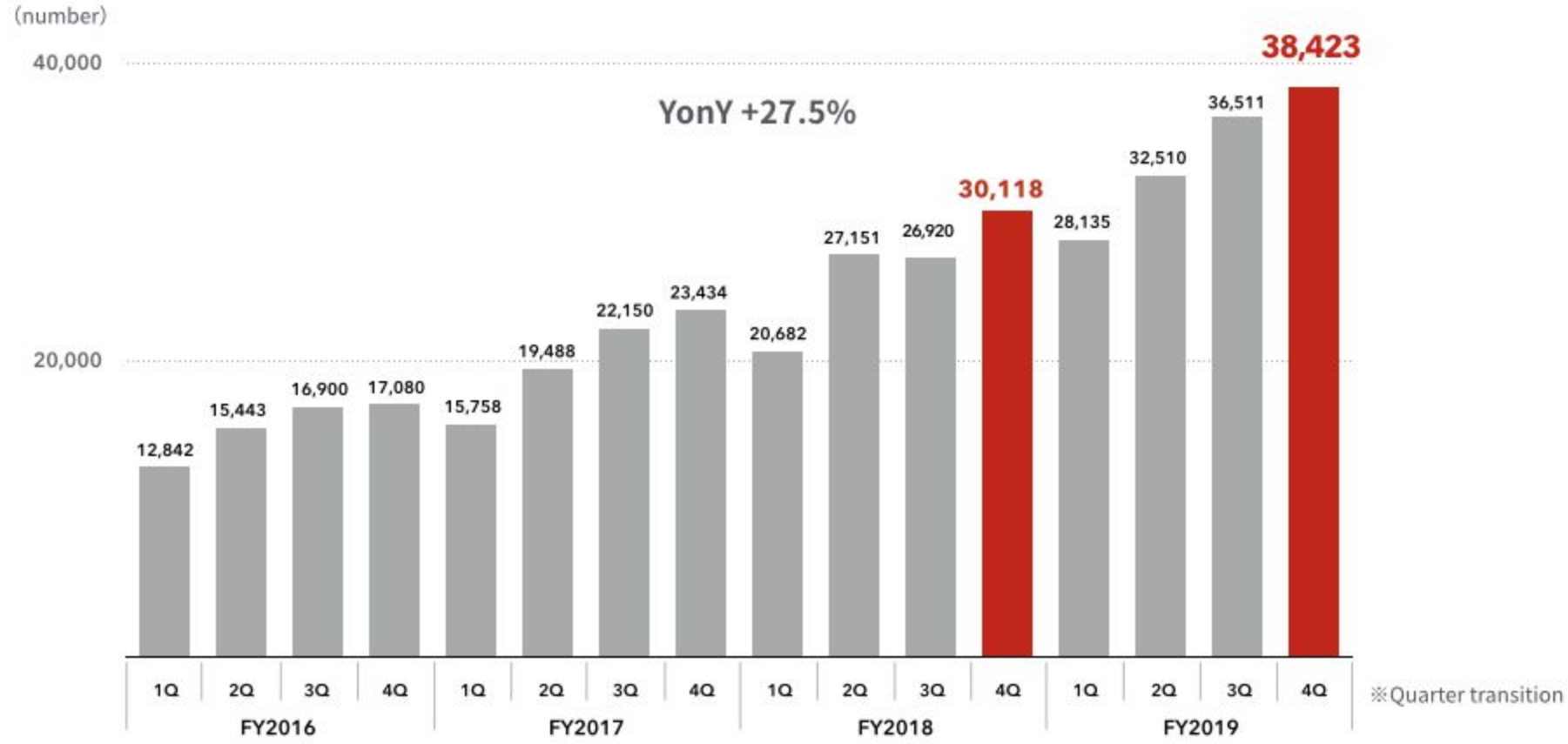

※1 Active user：Job seekers who log in at least once a month among job seekers who are registered with Green

©2019 Atrae, Inc.

Accomplished 35.5% growth YonY through strategic advertising investments.



©2019 Atrae, Inc.

Steady Increase of Newly Registered Companies

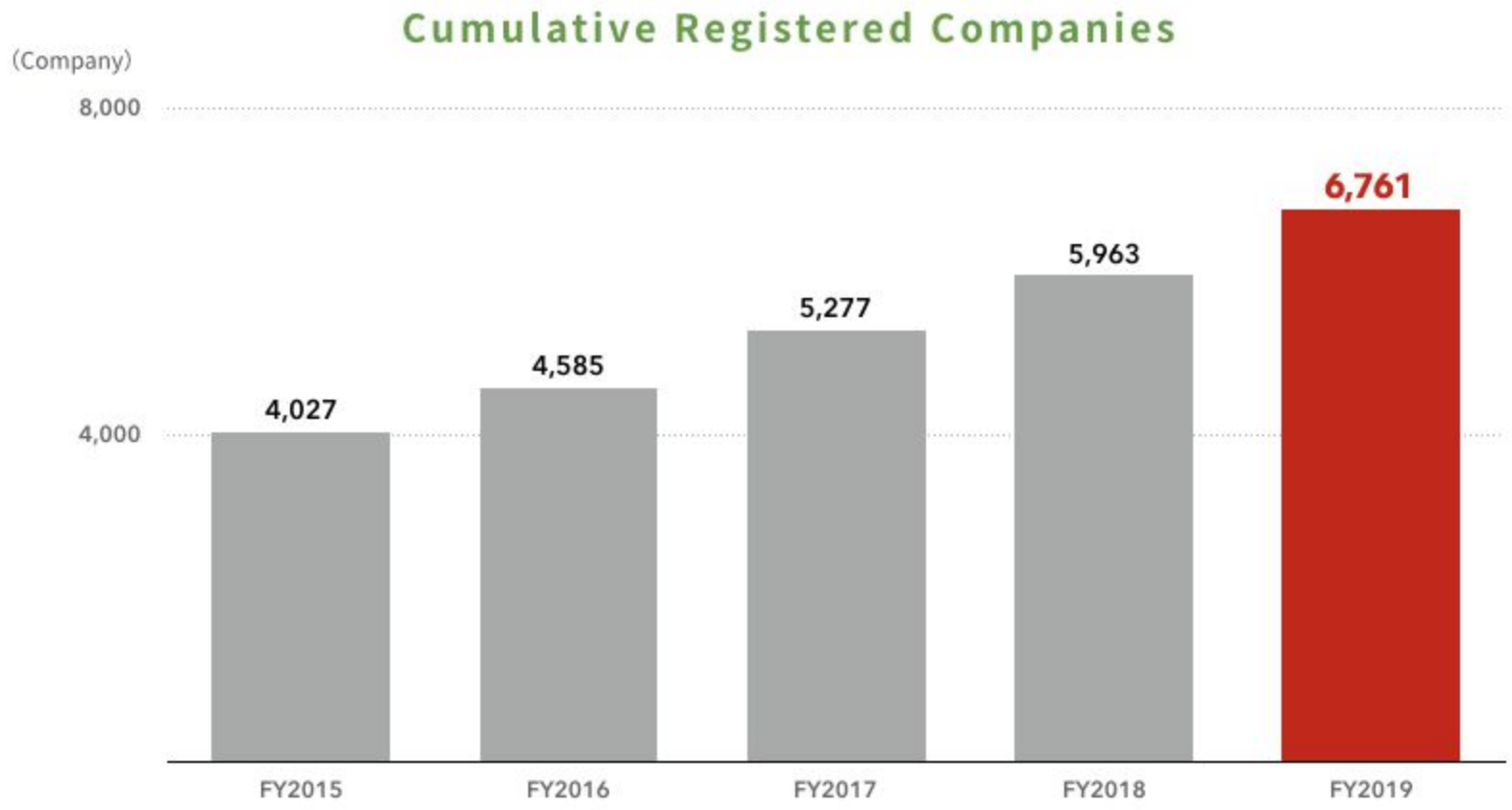

©2019 Atrae, Inc.

Increase of Jobs Posted Due to Increase of Registered Companies

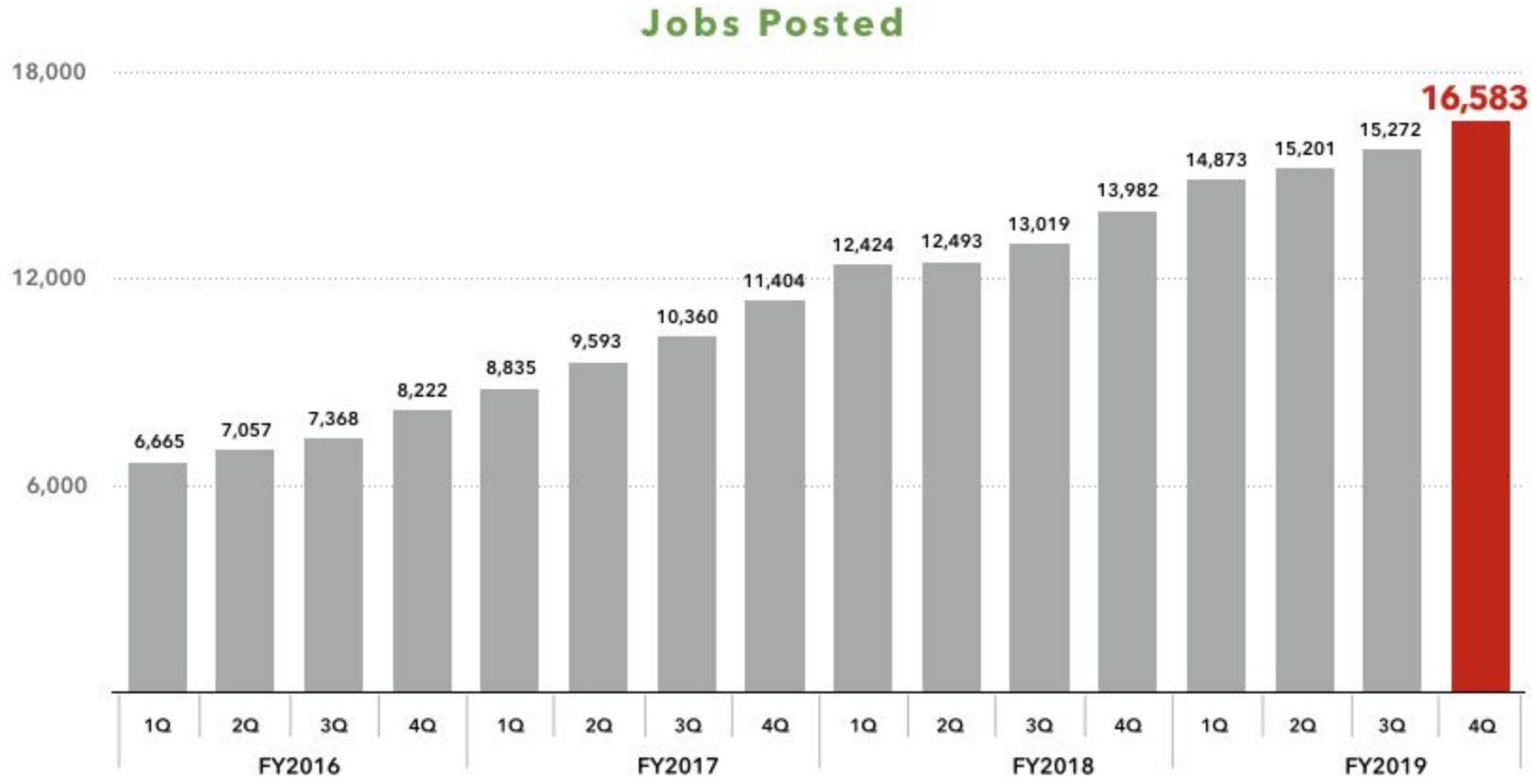

※Quarter transition

©2019 Atrae, Inc.

Potential Growth of Green

Green covers not only IT industry but also sales, accounting, and more
Occupancy of Green towards the market size is insignificant, huge potential of growth remains.

	Recruitment Market Size	Green's Market Size ※3	Green Occupancy ※4
All Industry	286 B yen ※1	170 B yen	1.8%
IT Industry	86 B yen ※2	51 B yen	6.2%

※1 Yano Research Institute "Current Status and Future of Human Resource Business 2018 Edition
※2 DODA job change job offer magnification report (July 2018) figures calculated for how many candidates for mid-career recruitment are applied to one job applicant
※3 Green is a discounted model of Recruitment Agency by 60% The market size is estimated 170 B yen
※4 Green's sales calculated as 3.2 B yen (FY2020 Guidance)

©2019 Atrae, Inc.

組織力を見える化し、成長を加速させる

wevox

Energize your team with honest communication cycle



Engagement

Index to measure the understanding and contribution of each employees for the company's strategy or goal.
Causal relationship with performance is academically proven.

Platform for Organizational Improvement

Point1 **Visualization of engagement score**

The first platform to visualize engagement in Japan, supervised by professor Shimazu of Keio University, a leading expert in the country

Point2 **Utilizing technology**

Automatically analyze the huge amount of data collected and enables immediate grasp of the organization's issues

Point3 **Affordable price with SaaS model**

Offer a low price of ¥ 300 per employee per month

©2019 Atrae, Inc.

wevox Use Case

Answer

Simple UI and answer anywhere with any device



Settings ※1

Register Employee Data
Choose Delivery Frequency

wevox

Engagement Cycle

1 → 2 → 3



Data Process & Analyze

Tally automatically real time
Analyze each group and category



Action

Take action towards problems

※1 wevox introduces "pulse survey" that is a simple questionnaire which repeats every 1-2 months

©2019 Atrae, Inc.

wevox has been introduced in many industries

Companies adopting wevox cover many different industries and sectors such as IT, securities, medical, food, Sports teams. Currently, wevox is adopted by more than **1,100** companies and obtained more than **13.4million** respond data.（As of November 12, 2019）



Reference from wevox homepage

©2019 Atrae, Inc.

Increase of Answer Data

Continuously developing new features analyzing user answer data and actual condition

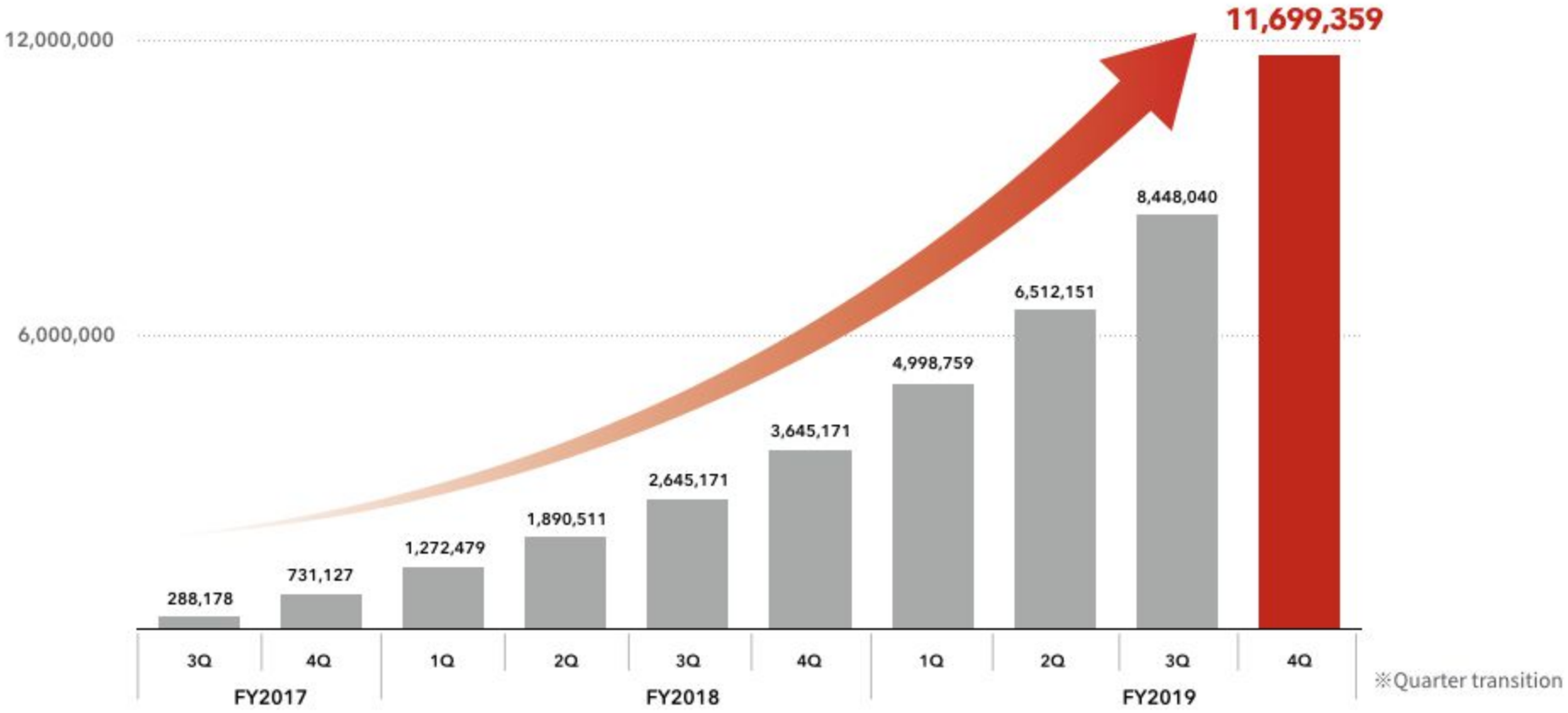

New feature release through data analysis

Visualize the degree of influence of each factor on engagement by analyzing accumulated data. Enable effective organizational improvements based on data

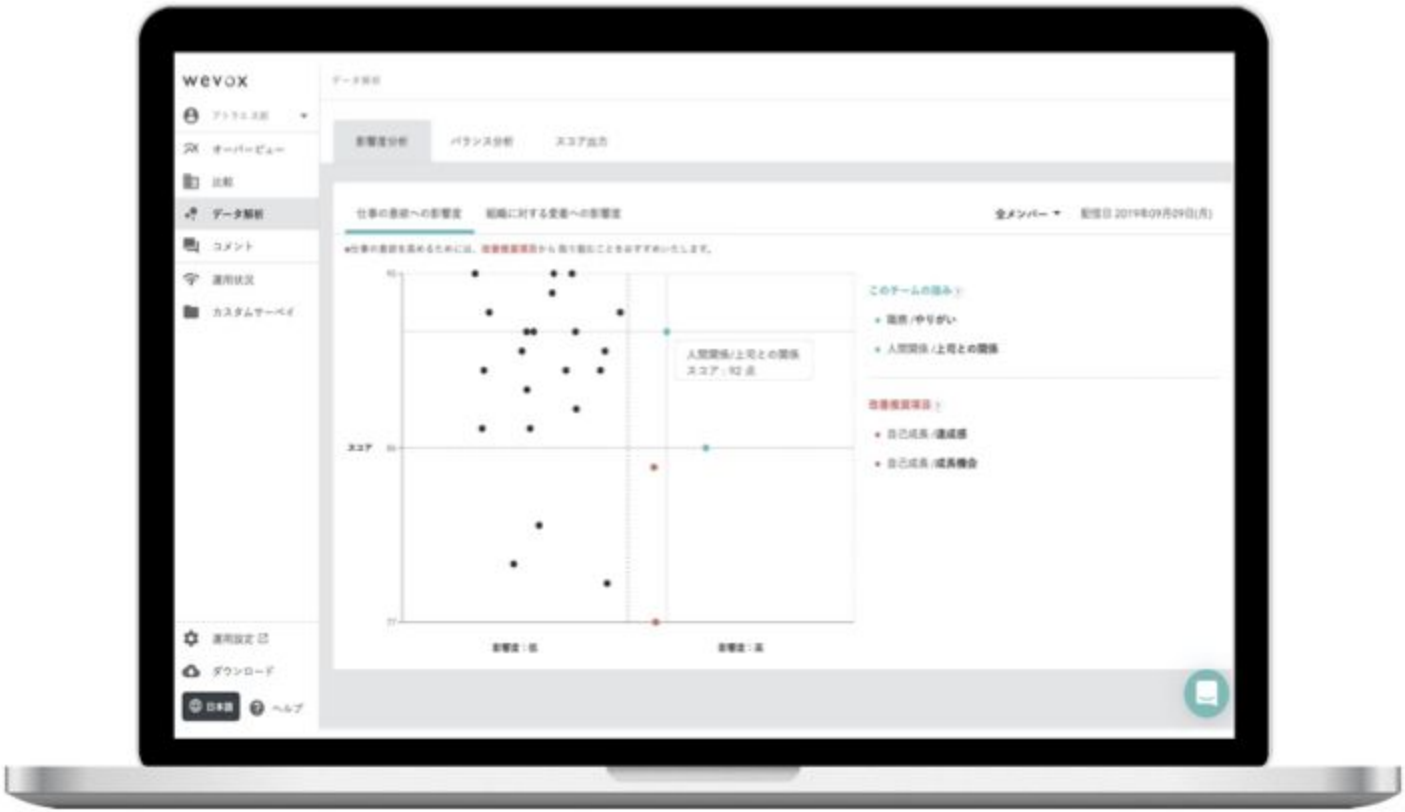

©2019 Atrae, Inc.

Potential Growth of wevox

Potential target	Price Competitiveness	Potential Market size
All Employed Persons 67.2M People ※1	¥ 300 per month	More than 240B yearly ※2
Wide range of industries including sports and educational organizations	Targeting wide range of clients via SaaS model	Pursuit the expansion of the market size by rising wevox's pricing

※1 Ministry of Internal Affairs and Communications Statistics Bureau

※2 Calculation : Number of Employed Person 67.25M people×¥300per person×12months=¥242B

yenta



App Store からダウンロード

Google Play で手に入れよう

Professional Networking App to Create “Encounters for Accelerating Business”

Point1 **Create an attractive encounter beyond organizational boundaries**

Promote open innovation, diversification of working methods, productivity improvement, etc.

Point2 **Utilizing technology**

Artificial intelligence realizes large number of matching

Point3 **High user satisfaction**

★**4.2** (644 responds)
Most responds are positive with a high satisfaction rate

©2019 Atrae, Inc.

Matching Cases

Originally from
Nomura Securities Co., Ltd. × Originally from
SONY CORPORATION

Encounter through yenta led to starting a new business



Takushi, originally from Nomura Securities Co., Ltd. and Takeda, originally from SONY CORPORATION met through yenta, and a few months later, they started a business. They grew up to be a startup which realizes fund raising 3 billion yen within 2 years after the company established in the Fintech field.

Taking yenta as a opportunity, realized a ¥60M fund raise.



Ishigame who established Infostellar, a company that challenges to build on of the largest communication infrastructure in space, and Akashi, a prominent engineer met through yenta. Akashi was attracted by how passionate Ishigame was and decided to join this project even though it was still in the conceptual phase.

Realized recruitment, meeting mentors, and project acquisition for freelancers through yenta.

©2019 Atrae, Inc.

Potential Growth of yenta

Shifting from companies to individuals



Platforms such as SNS or Crowdfunding have expanded and widened individuals' stages, which led to an era independent from companies and organizations.

High Active Rate



Currently, yenta has a high active rate despite saving on advertisement expenses.
In the future, yenta will start strategic advertisement and aim to obtain more users by expanding areas.

Expansion based on cities



Since yenta is an app, it is relatively easy to expand both domestically and globally. Especially in South East Asia, there is a high demand on meet ups between business persons.

©2019 Atrae, Inc.

:Atrae

Name	Atrae,Inc.
Business Outline	Green : a contingency fee basis job site yenta : a matching app for business professionals with an AI based recommending system wevox : a platform for organizational improvement
Foundation	October, 2003
Management	Yoshihide Arai, Founder/CEO
Employee	56 (As of September, 2019)
Capital Stock	1,074 (in JPY MM)
Location	Minato-ku, Tokyo, Japan

©2019 Atrae, Inc.

This material has been prepared based on information gathered at the time of its preparation and is not in any way intended as a commitment to future implementation. Also note that information contained herein has not been audited by an independent certified public accountant or audit corporation, and includes financial information based on past financial statements or accounting documents as well as management figures not based on financial statements or accounting documents.
This material is an English translation of the original Japanese language document and has been prepared solely for reference purposes. No warranties or assurances are given regarding the accuracy or completeness of this English translation. In the event of any discrepancy between this English translation and the original Japanese language document, the original Japanese language document shall prevail in all respects.

©2019 Atrae, Inc.



©2019 Atrae, Inc.