Q2 FY2020
Financial Results
(Securities code 6560)

8/2020

LTS, Inc.

Copyright ©2020 LTS Inc. All rights reserved.

Message from the President

With the approval of the Tokyo Stock Exchange, the listing of LTS, Inc. shares has been moved from the Tokyo Stock Exchange Mothers market to the First Section of the Tokyo Stock Exchange as of July 8, 2020.

We owe this, too, to the support of our shareholders, customers, and all other stakeholders. I would like to take this opportunity to express my heartfelt gratitude. Going forward, we will strive even harder to meet your expectations.
Thank you in advance for your continued support.

Hiroaki Kabashima
President and CEO

Copyright ©2020 LTS Inc. All rights reserved.

Table of Contents

1. Overview of Q2 FY2020 Financial Results
2. COVID-19 Impact and Response
3. Forecast for FY2020
4. Future Growth
5. Reference Material

Copyright ©2020 LTS Inc. All rights reserved.

2Q FY2020 Summary

- LTS Group overall
  - Net sales: ¥2,676 million (up 64.1% YoY)
    Operating profit: ¥255 million (up 85.8% YoY)
  - Both net sales and operating profit increasing steadily
- Professional services business
  - Net sales: ¥2,590 million (up 64.5% YoY)
    Operating profit: ¥225 million (up 50.6% YoY)
  - All services expanding steadily
- Platform business
  - Net sales: ¥110 million (up 52.1% YoY)
    Operating profit: ¥30 million (as opposed to operating loss of ¥11 million the previous year)
  - Due in part to previous year's forward-looking investments (including structural enhancement)

Copyright ©2020 LTS Inc. All rights reserved.

2Q FY2020 Consolidated Profit and Loss Statement

(Millions of yen)	2Q FYE December 2019	2Q FYE December 2020	YoY change	YoY % change
Net sales	1,630	2,676	+1,045	+64.1%
Gross profit	676	970	+294	+43.5%
Gross profit margin	41.5%	36.3%	- 5.2 Points	-
Selling, general and administrative expenses	538	714	+175	+32.7%
Operating profit	137	255	+118	+85.8%
EBITDA*	148	278	+130	+88.3%
Operating margin	8.4%	9.6%	+1.2 Points	-
Ordinary profit	137	231	+94	+68.4%
Profit before income taxes	137	231	+94	+68.4%
Profit attributable to owners of parent	89	149	+60	+68.3%

* EBITDA = Operating profit + depreciation + amortization of goodwill

Copyright ©2020 LTS Inc. All rights reserved.

Quarterly Trend in Consolidated Net Sales

+69.1% YoY

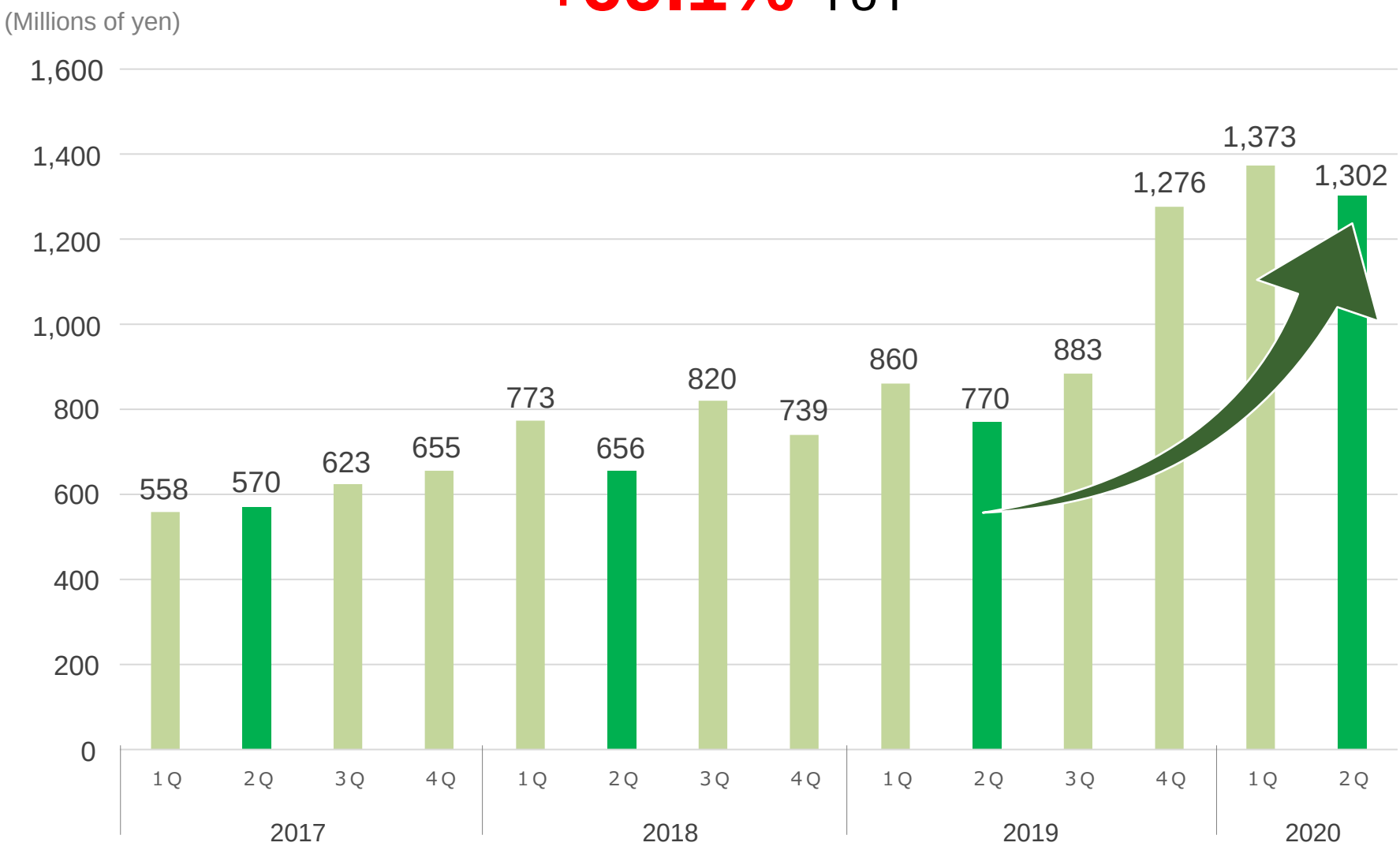

* 2Q seasonality
- Costs increased during training period for new employees from April to June
- Bringing back several consultants that were working as training instructors at customer locations impacted 2Q net sales and profit

Copyright ©2020 LTS Inc. All rights reserved.

Quarterly Trend in Consolidated Operating Profit

+339.9% YoY

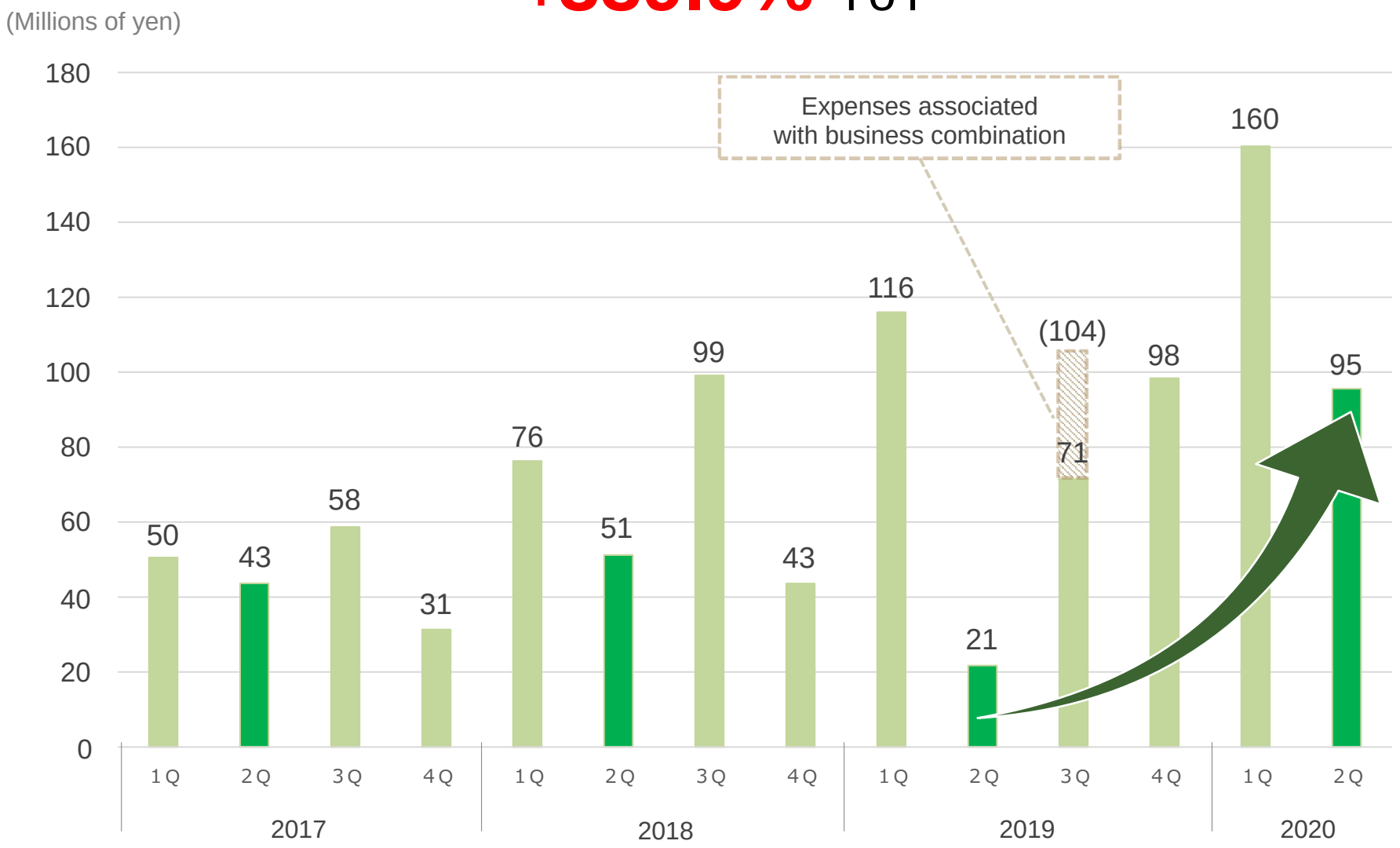

* 2Q seasonality
- Costs increased during training period for new employees from April to June
- Bringing back several consultants that were working as training instructors at customer locations impacted 2Q net sales and profit

Copyright ©2020 LTS Inc. All rights reserved.

Quarterly Trend in Number of Employees (Consolidated)

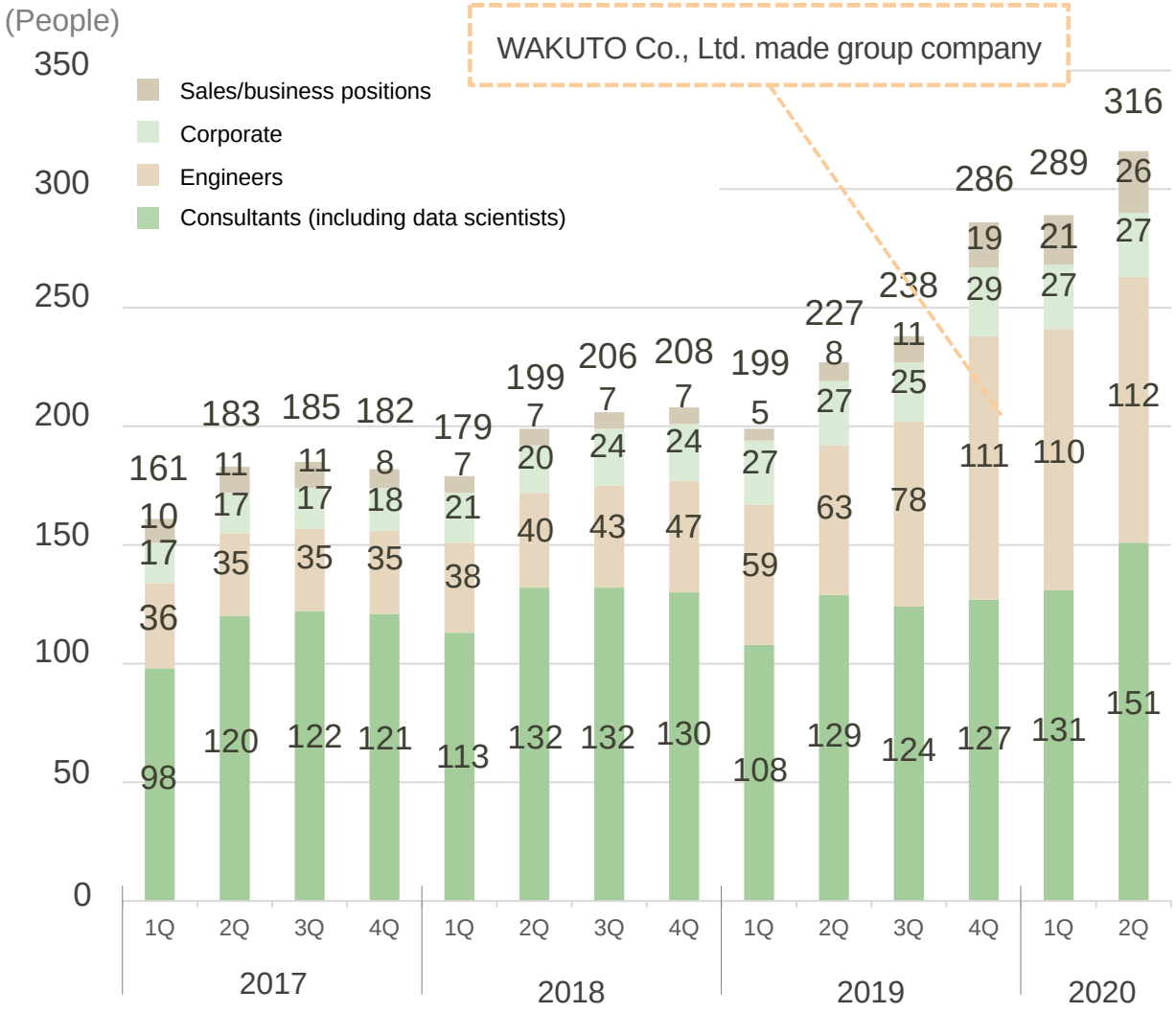

Active hiring continues

32 new employees in 2Q

- Steady progress made on moving hiring and training online

Copyright ©2020 LTS Inc. All rights reserved.

Quarterly Trend in Professional Services Business Results

Net sales **+69.4%** YoY, Operating profit **+147.6%** YoY

(Millions of yen)

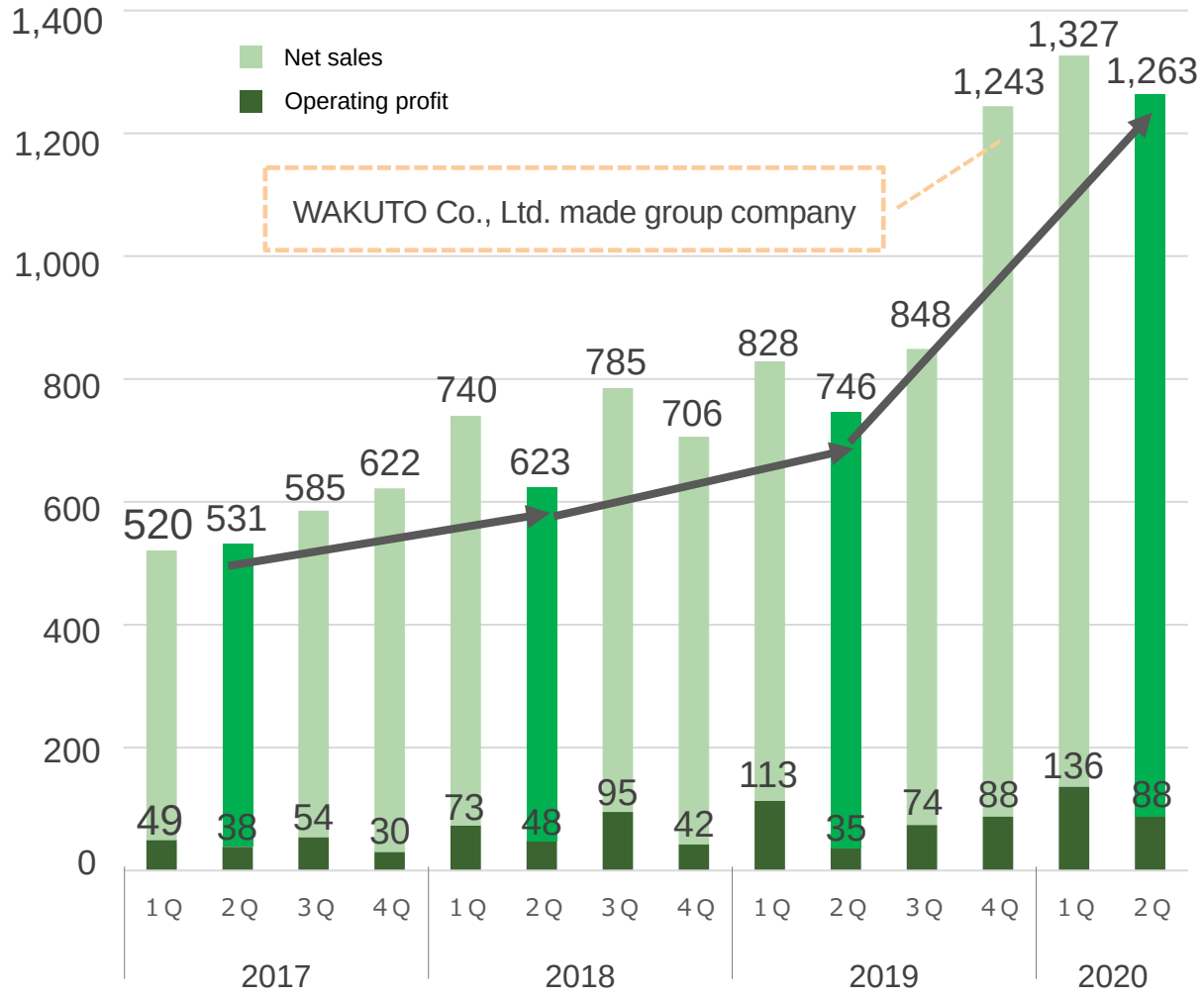

Expanded corporate DX demand

- Supported digitalization of operations, business process modernization, new business creation, utilization of cutting-edge technology to achieve those things, and more

* Net sales includes internal sales

Copyright ©2020 LTS Inc. All rights reserved.

Quarterly Trend in Platform Business Results

Net sales **+59.0%** YoY

(Millions of yen)

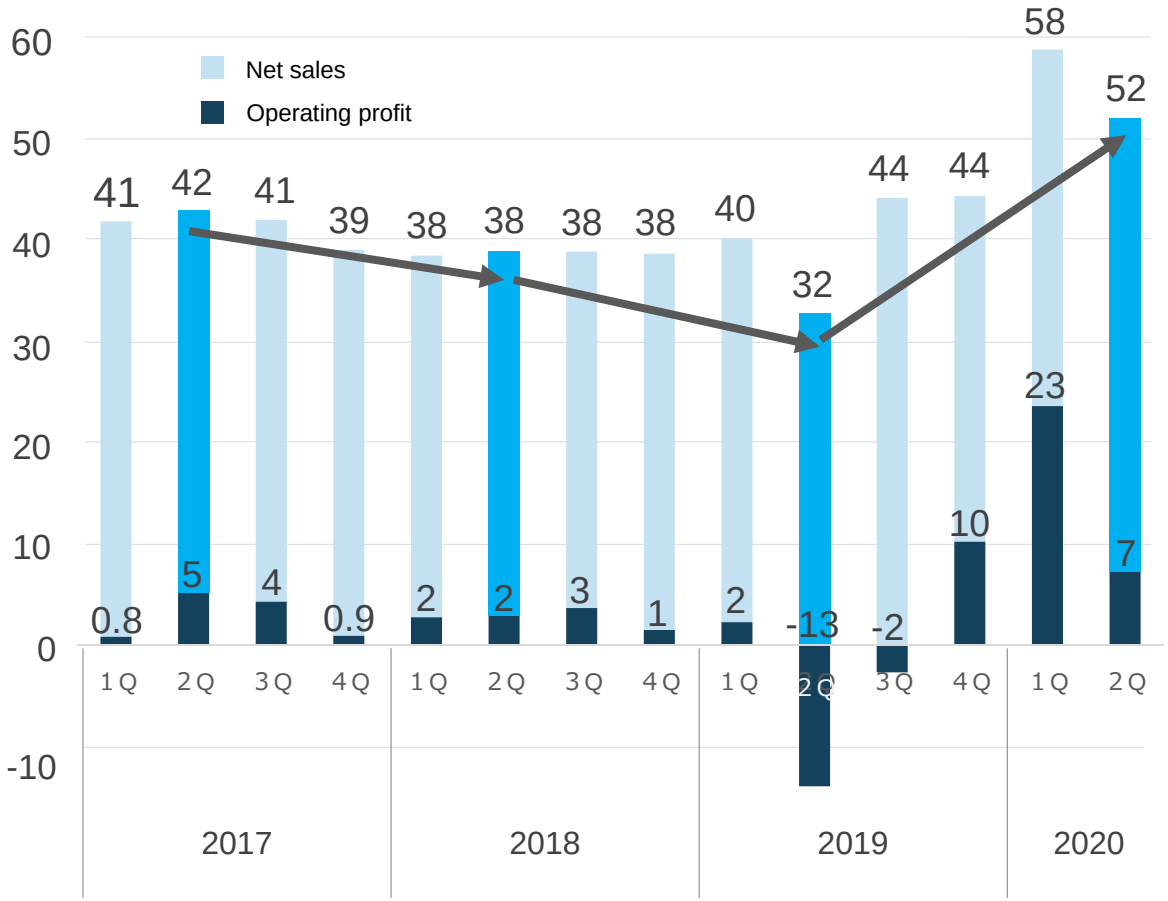

Includes effect of forward-looking investments

- Increase in number of Assign Navi members*
- Consultant Job down slightly YoY
- Structural enhancement (7 new sales reps and 1 new engineer)

* Assign Navi membership pricing changed in August 2020 (in aim of expanding future profits)

Copyright ©2020 LTS Inc. All rights reserved.

* Net sales includes internal sales

Factors Behind Change in Consolidated Operating Profit in 2Q FY2020

(Millions of yen)

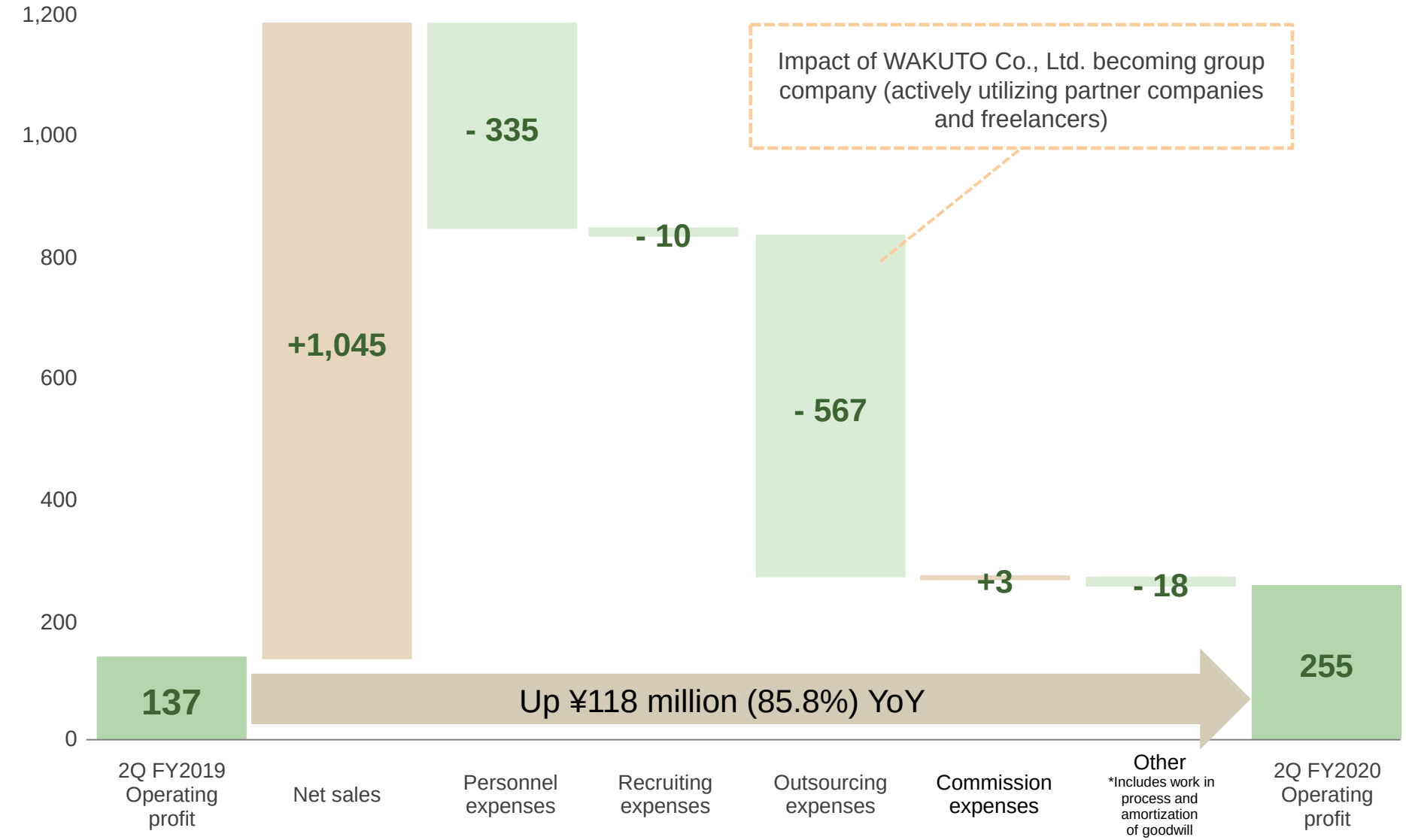

Copyright ©2020 LTS Inc. All rights reserved.

Table of Contents

1. Overview of Q2 FY2020 Financial Results
2. COVID-19 Impact and Response
3. Forecast for FY2020
4. Future Growth
5. Reference Material

Copyright ©2020 LTS Inc. All rights reserved.

Overview of Business Operations

No difficulties in business or operations, productivity actually up

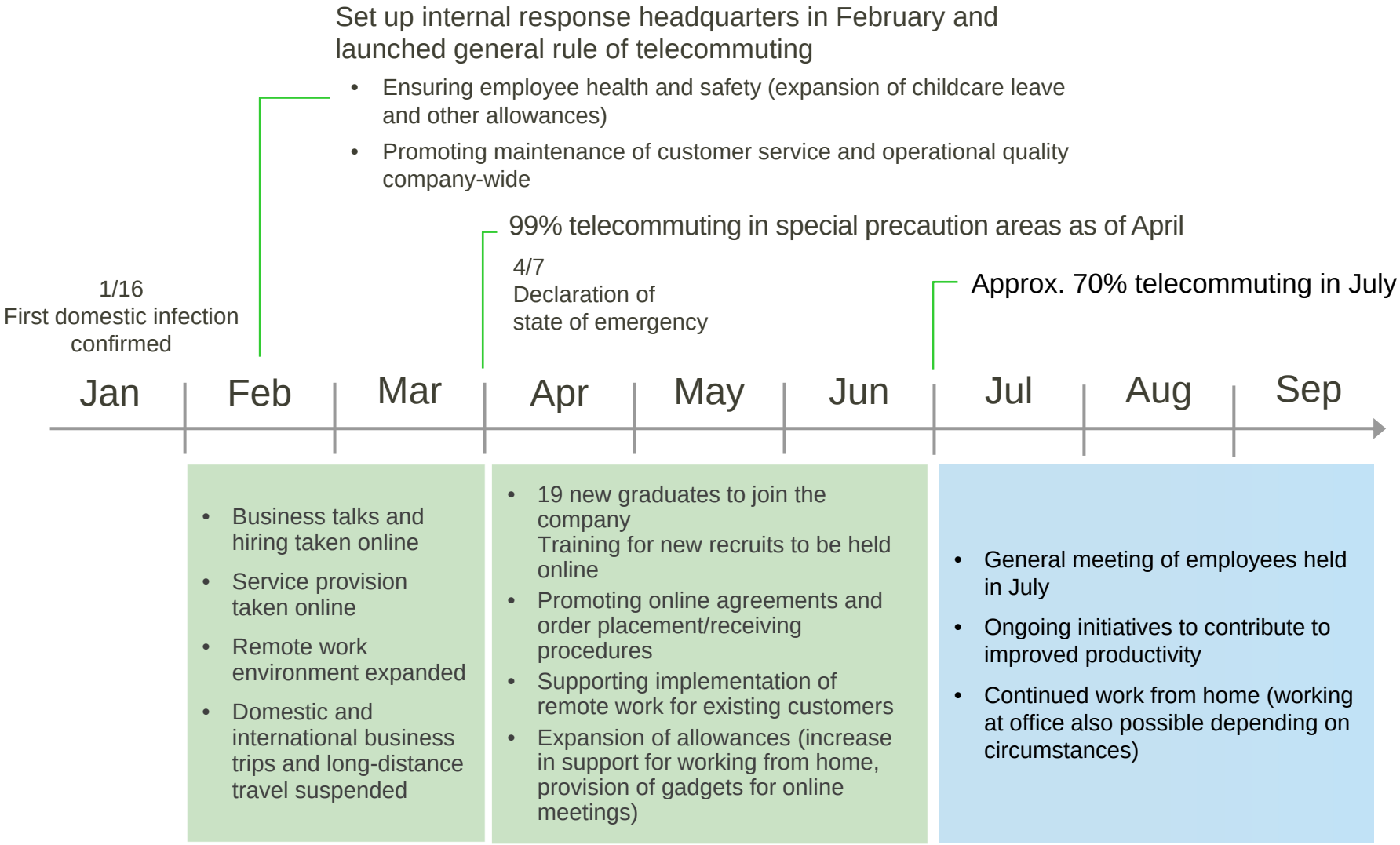

Copyright ©2020 LTS Inc. All rights reserved.

Impact on FY2020 Results

Customer trends require monitoring, but full-year earnings forecast remains unchanged

Results: 2Q

Steady progress

Progress on full-year earnings forecast:
Net sales 53.5%; Operating profit 64.0%

Forecast: 3Q

Minor impact

Inquiries from new and existing customers about DX support

Customer trends

Project postponement/cancelation has been limited

Broad base of major customers (including favorable industries)
Continue support understanding customer trends

Organizational operation

Further digitization of operations and services

Improvement of productivity and service quality

Customer trends can be identified quickly because of BPM services. Business process management (BPM) refers to services to support visualization/improvement of corporate customer management and operations. Being involved in project planning and management means we can find out customer investment policies early. In principle, these are annual contracts part of normal business budgets, offering steady revenue that is not as susceptible to economic cycles.

Copyright ©2020 LTS Inc. All rights reserved.

Impact on Medium-term Business Growth

Paradigm shift from COVID-19 has expanded demand for DX and is highly likely to create opportunities for new growth

		Impact (anticipated)	Response
Professional services business	+	Expanded corporate DX demand (digitalization of operations, business process modernization, new business creation, utilization of cutting-edge technology to achieve those things, and more).	This presents a significant opportunity for growth to LTS, which has a track record with progressive companies and advanced topics. Comprehensive DX support will be accelerated based on the structure built in fiscal 2019.
	-	Some existing customers are likely to face a difficult business environment.	We will monitor those trends while supporting our corporate customers. We will work on strengthening and reinforcing our customer base.
Platform business	+	Trade shows are difficult to hold under COVID-19 situation, whereby demand for online matching will expand.	We will review the Assign Navi revenue model as use has spiked since March. CS Clip (matching of operating companies with DX companies) will be released early and developed.
	-	Corporate demand for independent consultants will shrink in the short term.	Consultant Job (referral of independent consultants) will focus on reinforcing the member base in preparation for a recovery in demand.
Both	+	Opportunities for M&A will increase. It will be easier to hire outstanding human resources.	We will actively strengthen the Group structure. The financial base is in place for this. (Cash and deposits of ¥2,543 million as of June 30 (up ¥1,158 million YoY), commitment line of ¥200 million)
	-	Extension of restrictions on overseas travel (relaxed temporarily but could be resumed).	We will move forward steadily on Asian development from a medium-term perspective.

Copyright ©2020 LTS Inc. All rights reserved.

Table of Contents

1. Overview of Q2 FY2020 Financial Results
2. COVID-19 Impact and Response
3. Forecast for FY2020
4. Future Growth
5. Reference Material

Copyright ©2020 LTS Inc. All rights reserved.

FY2020 Consolidated Profit and Loss Forecast

Increase in sales and profits (net sales up 31.9% and operating profit up 30.0%)

(Millions of yen)	FY2019 results	FY 2020 forecast	YoY change	YoY % change
Net sales	3,790	5,000	+1,209	+ 31.9%
Operating profit	307	400	+92	+ 30.0%
EBITDA*	335	440	+104	+ 31.1%
Operating margin	8.1%	8.0%	-0.1 Points	-
Ordinary profit	298	350	+51	+17.4%
Profit attributable to owners of parent	201	240	+38	+19.0%

* EBITDA = Operating profit + depreciation + amortization of goodwill

Copyright ©2020 LTS Inc. All rights reserved.

FY2020 Consolidated Net Sales Forecast

Up 9th consecutive year

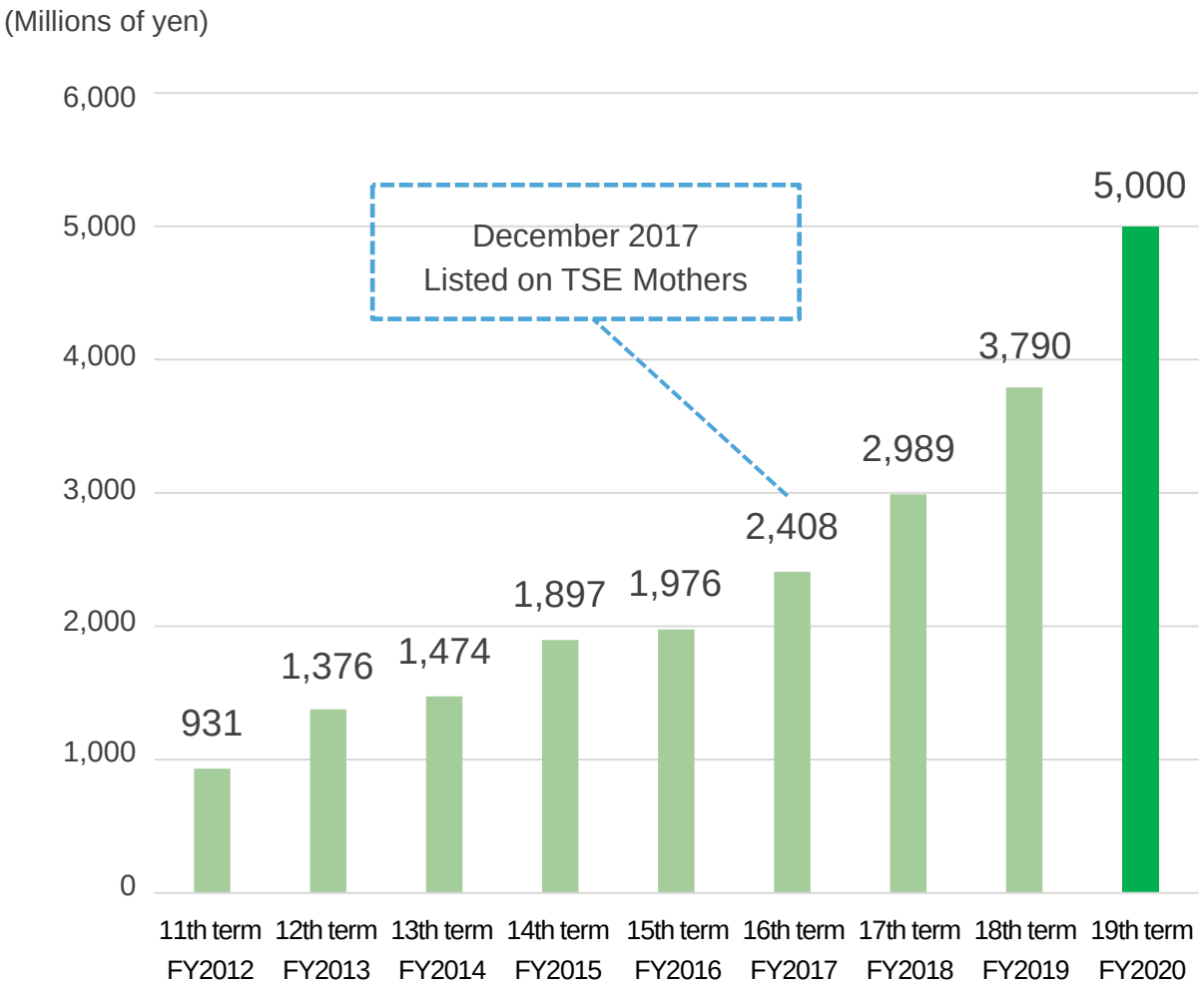

Average annual growth

+27.6%

(FY2017-FY2020)

+20.7%

(FY2012-FY2016)

* Figures for FY2012 (11th term) to FY2014 (13th term) are non-consolidated, and figures for FY2015 (14th term) and later are consolidated.

Copyright ©2020 LTS Inc. All rights reserved.

FY2020 Consolidated Operating Profit Forecast

Record high

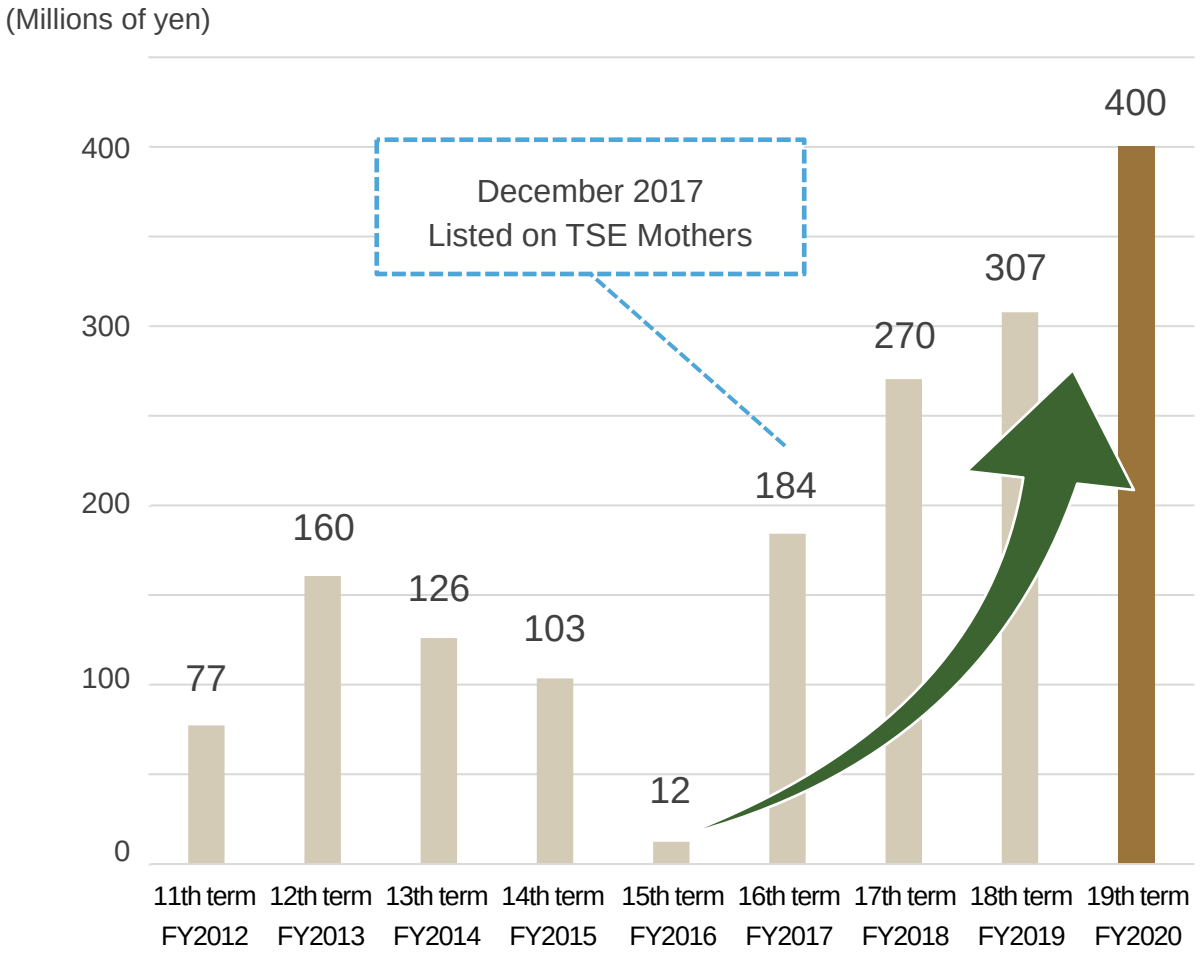

Average annual growth

+29.5%

(FY2017-FY2020)

-36.7%

(FY2012-FY2016)

* Figures for FY2012 (11th term) to FY2014 (13th term) are non-consolidated, and figures for FY2015 (14th term) and later are consolidated.

Copyright ©2020 LTS Inc. All rights reserved.

FY2020 Consolidated Forecast: Full-year Progress

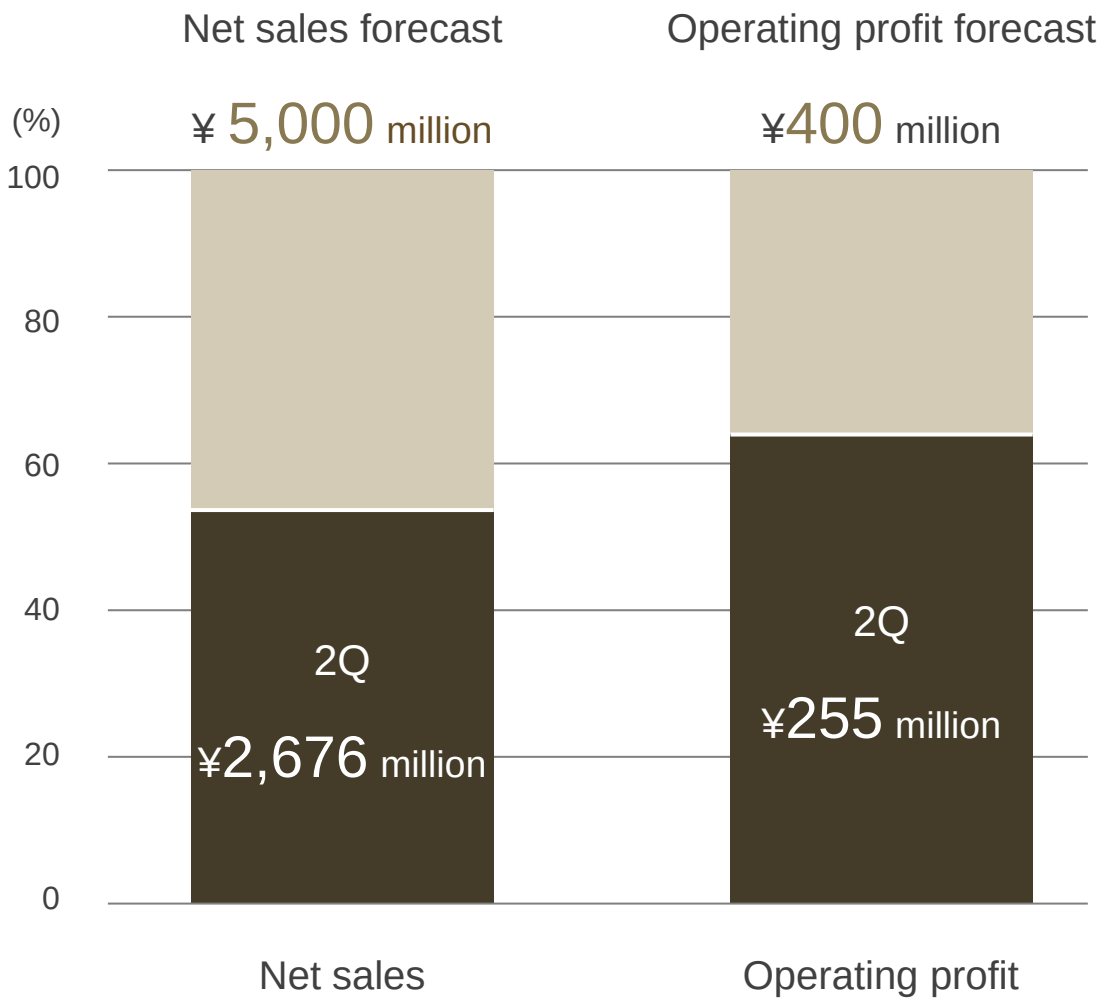

Sales progress
53.5%
Operating profit progress
64.0%

Copyright ©2020 LTS Inc. All rights reserved.

Factors Behind Change in Consolidated Operating Profit in FY2020

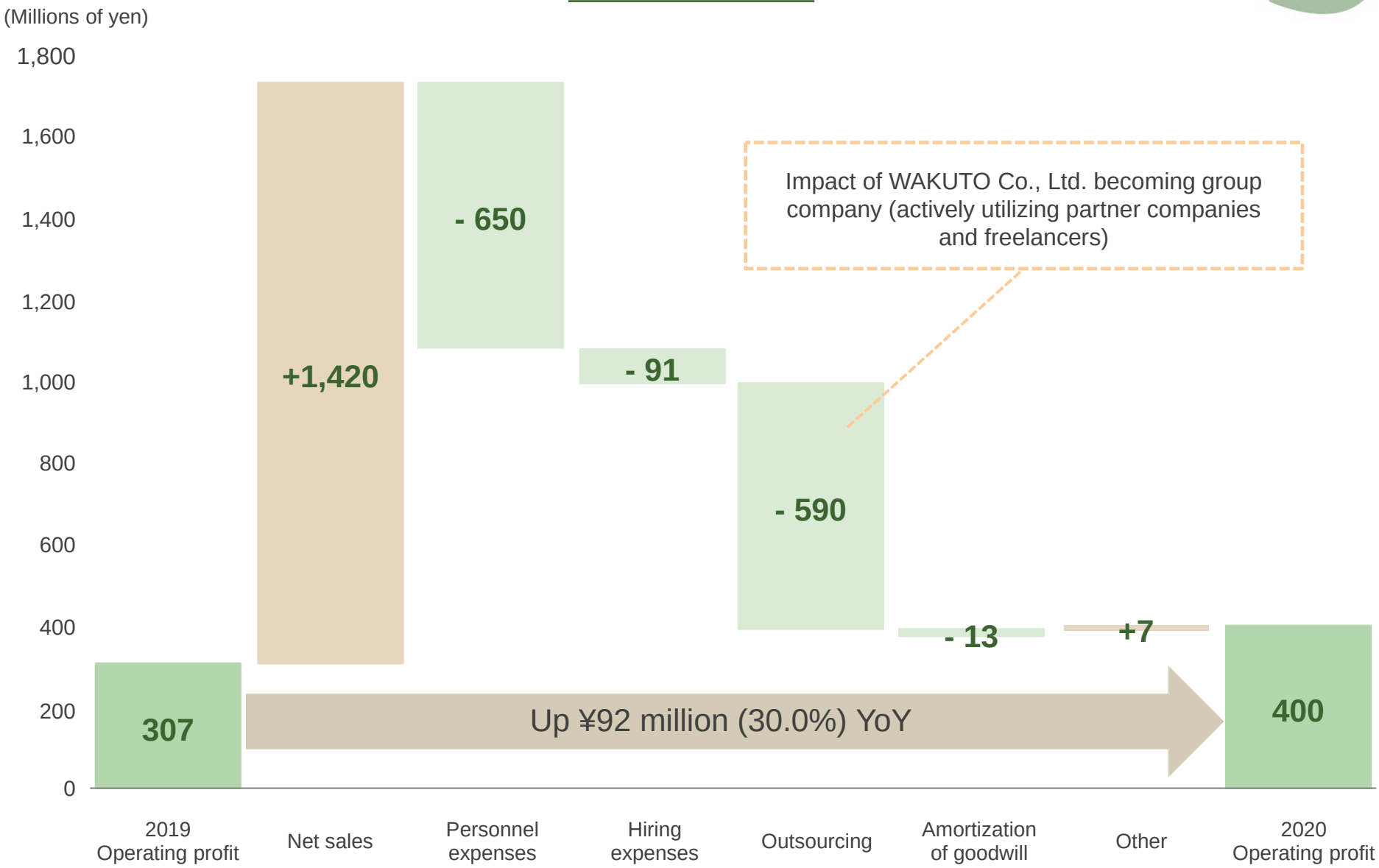

Copyright ©2020 LTS Inc. All rights reserved.

FY2020 Forecasts by Segment

Professional services business

Investments will be made in personnel and offices, but sales and profits expected to be up

Unit: Million yen	FY2019 results	FY2020 forecast	YoY change	YoY % change
Net sales	3,667	4,800	+1,132	+30.9%
Operating profit	311	350	+38	+12.2%

Platform business

Investments will be made in new services, but sales and profits expected to be up substantially

Unit: Million yen	FY2019 results	FY2020 forecast	YoY change	YoY % change
Net sales	161	280	+118	+73.4%
Operating profit	-4	50	+54	–

* Net sales includes internal sales

Copyright ©2020 LTS Inc. All rights reserved.

Business Structure

Achieving steady business growth by having multiple revenue bases for both businesses

	Service provided	Service contents	Profit model
Professional services business	Consulting	Corporate reform support	Project-based
	Digital utilization service	Utilization of robotics/ AI in operations	
	Business process management	Visualization and improvement of management and operations	Long-term support-based (Steady revenue)
Platform business	Assign Navi	Matching of IT companies, projects, and professionals	Membership dues + service fee-based
	Consultant Job	Matching of projects and independent consultants	
	CS Clip	Matching of operating companies and DX companies	Beta release in July 2020

Copyright ©2020 LTS Inc. All rights reserved.

Initiatives in Professional Services Business

Accelerate comprehensive DX support for companies through organizational/service provision foundation

	Up to 2019		2020 priority measures
Customer base	New Customer acquisition	Ongoing	Cultivation of new customers (companies that are utilizing or getting ready to utilize digital technology in earnest)
	Transactions with major customers	Ongoing	Strengthening of relationship with major customers (leading digital companies)
Service provision foundation	Development of foundation for digital utilization services	Complete	Comprehensive DX project support Further expansion of digital utilization service Promotion of collaboration with IT companies, M&A Reinforcement of consultant, data scientist, and engineer hiring
Personnel and organizational foundation	Expansion of Group companies	Ongoing	Bring pace of increasing total number of Group employees to 50 per year
	Development of new personnel system	Complete	Implementation of new personnel system (improvement of hiring capabilities and enhancement of educational measures)

Copyright ©2020 LTS Inc. All rights reserved.

Initiatives of Platform Business

Develop structure in FY2019 for providing multiple services.
Phase of developing and growing services

csclip

CS Clip

Visualize past evaluations/assessments, generate collaboration between operating companies and DX companies, and create a world of good opportunities for companies doing good work

Investment and development underway
(Beta release in July 2020)

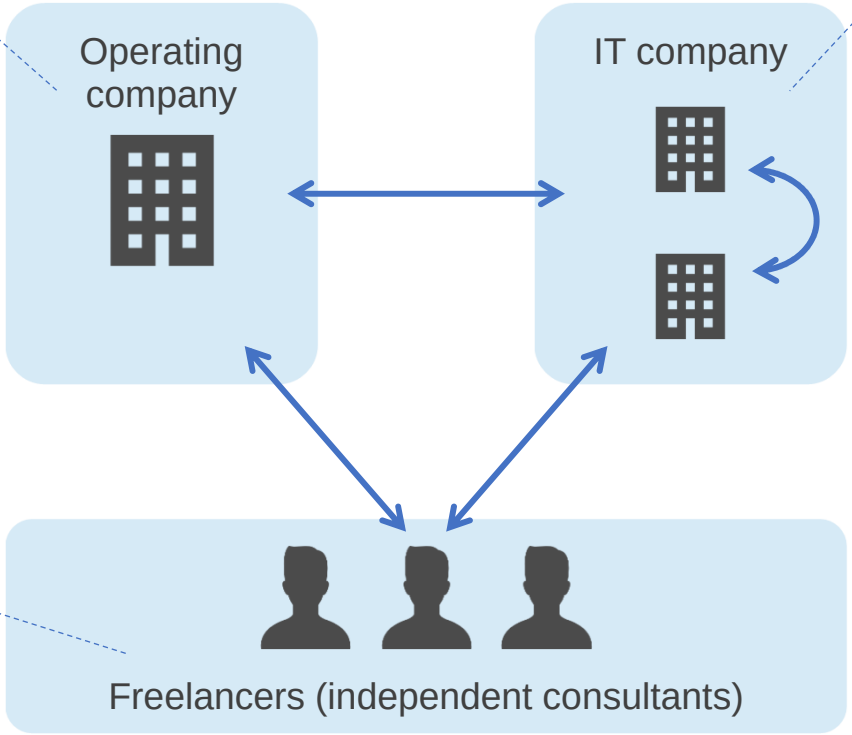

assign navi

Assign Navi

One of largest IT business communities in Japan connecting IT/consulting companies, consultants, and engineers with companies that need their skills

Corporate members: 3,905

Individual members: 5,365

*As of June 30, 2020

Steady growth
(Enhancement of CX function)

Consultant Job

Consultant Job

Total support for growth of independent consultants by utilizing solid and independent network with leading operating companies, firms, and SI companies

High growth
(Expansion of sales structure)

Copyright ©2020 LTS Inc. All rights reserved.

Table of Contents

1. Overview of Q2 FY2020 Financial Results
2. COVID-19 Impact and Response
3. Forecast for FY2020
4. Future Growth
5. Reference Material

Copyright ©2020 LTS Inc. All rights reserved.

Short-term Targets

Unit: Million yen	FY2019 results	**FY2020 forecast**	**FY2023 forecast**	**Growth rate**
Net sales	3,790	5,000	8,000	20.5% CAGR
Operating profit	307	400	1,200	40.5% CAGR
Operating margin	8.1%	8.0%	15.0%	–

FY2023 figures to be achieved through organic growth of existing businesses.
Key points provided below.

- Continued expansion of digital utilization service
  (Comprehensive support for DX projects based on structure developed up to FY2019)
- Continued recruitment, training, and retention of professionals
- Steady growth of profits in platform business
  (Invest in new services according to profit generated by existing services)

Copyright ©2020 LTS Inc. All rights reserved.

Illustration of Medium- to Long-term Growth

Medium-Term Business Plan (2021-2024) to be established this year
to ensure strong growth continues in 2024 and beyond

(Hundred millions of yen)

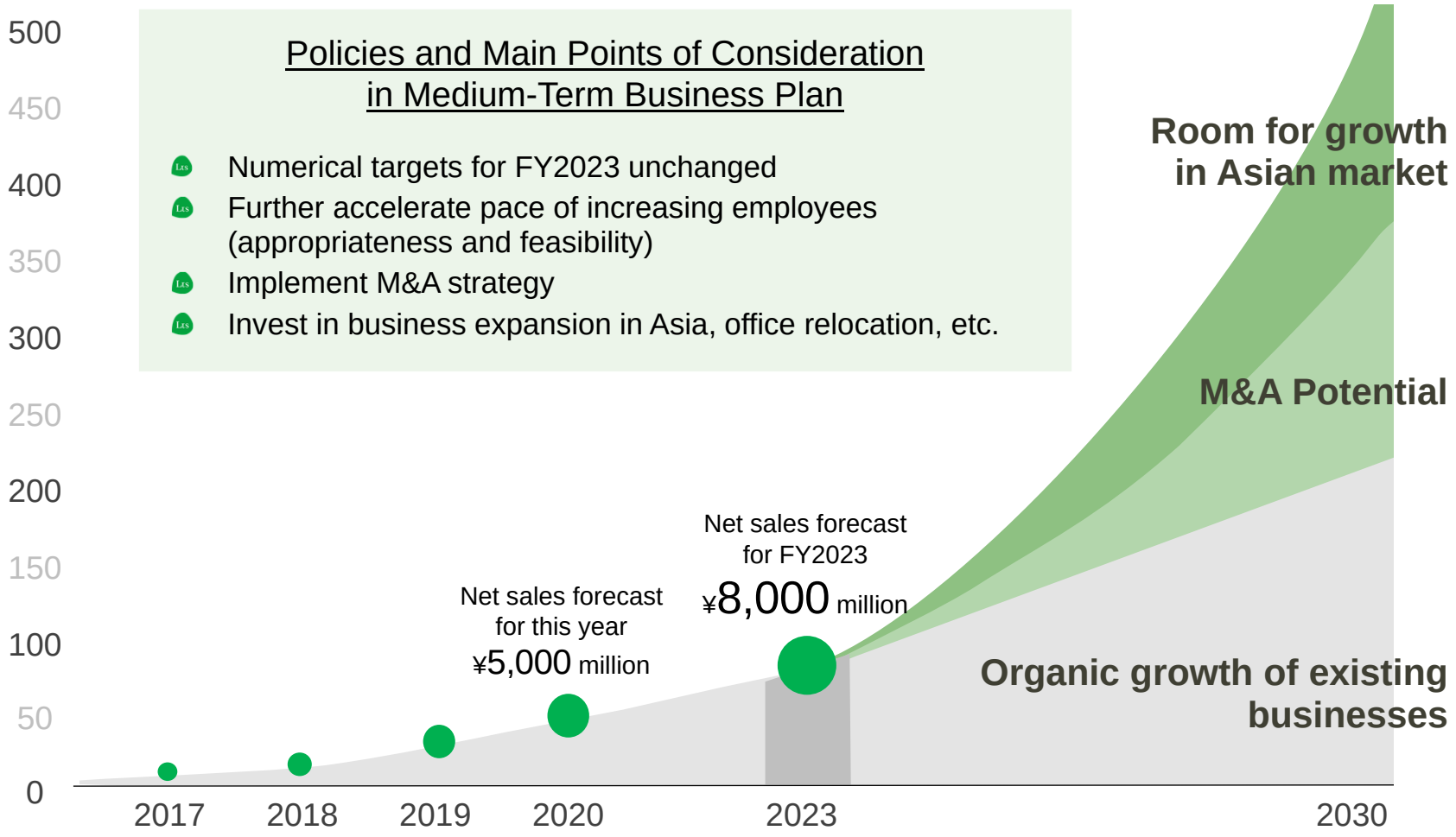

Copyright ©2020 LTS Inc. All rights reserved.

Table of Contents

1. Overview of Q2 FY2020 Financial Results
2. COVID-19 Impact and Response
3. Forecast for FY2020
4. Future Growth
5. Reference Material

Copyright ©2020 LTS Inc. All rights reserved.

Overview of LTS Inc.

Representative:	Hiroaki Kabashima, President and CEO
Foundation:	March 2002
Capital:	¥516,570,600 (As of June 30, 2020)
Address:	KDX Shinjuku 286 Building 4F, 2-8-6 Shinjuku Shinjuku-ku, Tokyo, 160-0022, Japan
Number of employees:	316 (As of June 30, 2020)
Services:	Professional services business Platform business
Subsidiaries: (As of June 30, 2020)	Assign Navi, Inc. LTS ASIA CO., LIMITED (Hong Kong) WAKUTO Co., Ltd. IoToI Japan Inc.
Group company: (As of June 30, 2020)	FPT CONSULTING JAPAN CO., LTD.
Memberships: (As of June 30, 2020)	Japan Users Association of Information Systems Japan Institute of Information Technology Project Management Institute Japan Chapter The Open Group Shizuoka Information Industry Association Hamamatsu Software / Contents Industry Association

Copyright ©2020 LTS Inc. All rights reserved.

Directors

President and CEO

Hiroaki Kabashima

Graduated Keio University

1998	Joined ING Life Insurance Co., Ltd. (Now NN Life Insurance Company, Ltd.)
2000	Joined IQ3 Inc.
2001	Joined Learning Technology Consulting Inc.
2002	Founding director of the Company
2002	President and CEO of the Company
2019	Representative Director of Assign Navi, Inc.

Executive Vice President

Sungil Lee

Graduated University of Tokyo

1998	Joined Andersen Consulting Ltd. (Now Accenture Japan Ltd.)
2000	Joined IQ3 Inc.
2001	Joined Learning Technology Consulting Inc.
2002	Founding director of the Company
2005	Executive Vice President of the Company

Director

Yu Kamemoto

Graduated Keio University

2009	Joined Finchjapan Co., Ltd.
2011	Joined the Company
2017	Head of Business Development & Insights of the Company
2018	Executive Officer and Head of Business Development & Insights of the Company
2019	Director, Executive Officer and Head of Strategy & Insights of the Company
2020	Director of IoTol Japan Inc.

Director

Ryosuke Ueno

Graduated Tsukuba University and Advanced Institute of Industrial Technology

2008	Joined the Company
2017	Head of Business Consulting Division II of the Company
2018	Executive Officer and Head of Business Consulting Division II of the Company
2019	Director, Executive Officer and Head of Business Consulting Division II of the Company

Director

Atsushi Tsukahara

Graduated Tsukuba University

1999	Joined Andersen Consulting Ltd. (Now Accenture Japan Ltd.)
2000	Joined IQ3 Inc.
2001	Joined Learning Technology Consulting Inc.
2002	Founding director of the Company
2005	Resigned as director, joined the Company
2014	Head of EA-IT Business Unit of the Company
2015	Executive Officer and Assistant to Business Consulting Division of the Company
2018	Executive Officer and Head of ICT Engineering Department of the Company
2020	Director, Executive Officer and Head of ICT Engineering Department of the Company

Copyright ©2020 LTS Inc. All rights reserved.

Directors

Outside Director
(Audit and Supervisory Committee Member)

Fumio Takemura

1973 Joined IBM Japan, Ltd.
2004 Executive Officer of IBM Japan, Ltd.
2007 Senior Managing Director of IBM Japan Services Company Ltd.
2008 President and Representative Director of JAL Information Technology Co., Ltd.
2011 Advisor to IBM Japan, Ltd.
2014 Adjunct Lecturer at Tokyo City University Faculty of Knowledge Engineering
2018 Statutory Auditor of the Company
2019 Outside Director of the Company (Audit and Supervisory Committee Member)

Outside Director
(Audit and Supervisory Committee Member)

Toshio Awata

1972 Joined MITSUI & CO., LTD.
2007 Managing Executive Officer and President of Chubu Office of MITSUI & CO., LTD.
2015 Auditor of the Company
2019 Outside Director of the Company (Audit and Supervisory Committee Member)

Outside Director
(Audit and Supervisory Committee Member)

Naoki Takahashi

1985 Joined Nissan Motor Co., Ltd.
1993 Licensed as an attorney at law in New York, USA
1995 Joined Tokyo Office of White & Case LLP
2001 Joined American International Group, Inc.
2009 Director and Managing Executive Officer of AIG Japan Holdings Kabushiki Kaisha
2016 Auditor of the Company
2019 Outside Director of the Company (Audit and Supervisory Committee Member)
2020 Auditor of IoTol Japan Inc.

*Audit and Supervisory Committee Member backgrounds are summarized based on following standards:

1. Companies worked at at least three years (excluding dispatches/transfers within Group)
2. Highest position while working at company, including group companies

Copyright ©2020 LTS Inc. All rights reserved.

2Q FY2020 Consolidated Balance Sheet

(Millions of yen)	End of FY2019	2Q FY2020	Change
Current assets	2,161	3,351	+1,189
(Cash and deposits)	1,385	2,543	+1,158
Non-current assets	290	336	+45
Total assets	2,451	3,687	+1,235
Current liabilities	894	1,128	+234
(Income taxes payable)	87	78	-9
Non-current liabilities	54	965	+911
Net assets	1,503	1,593	+89

Copyright ©2020 LTS Inc. All rights reserved.

IR/PR Activities (April-June 2020)

2020.04.08	Participated in guest discussion at online seminar “Becoming a Business Analyst: A New Career Bringing Together Business and Technology” (organized by Japan Women Engineers Forum)
2020.04.23	Launched PR/IR blog
2020.05.19	Launched partnership with Integratto Inc. for management consulting support
2020.05.20	Added Metal One Corporation to customers
2020.05.21	Published results of 2019 customer satisfaction survey
2020.05.26	President Hiroaki Kabashima appeared on Tuesday segment “Sakurai Eimei no Kabu Tobira” of Radio NIKKEI’s “The Money” program
2020.05.29	IoToI Japan began field tests
2020.06.04	Held online seminar “Insights into Operational Improvement from Case Studies: Examining the Key Points of Operational Improvement with a Professional”
2020.06.11	President Hiroaki Kabashima appeared on “Kabushiki Sentai Agarunja” television show hosted by Eimei Sakurai
2020.06.18	Launched full-scale provision of cloud integration service
2020.06.23	Notice of approval of listing on First Section of Tokyo Stock Exchange

Copyright ©2020 LTS Inc. All rights reserved.

Characteristics of Professional Services Business

Cultivating customers through integrated support of reform,
and accumulating a track record of support for advanced topics

Business model

Consulting and digital utilization service

Project



Long-term support

Business process management

Uniqueness/strengths

Visualization of operational and management issues

Building of long-term customer relationships and continuous cycle of reform

Grasping of reform cycle (Issue selection, budgeting, etc.)

Seizing opportunities for progressive projects and acquiring ability to attract new customers

Major customers

- ITOCHU Corporation
- ORIX Corporation
- Kirin Holdings Company, Limited
- Yazaki Corporation
- DIC Corporation
- Nissan Motor Co., Ltd.

Major themes

- Work style reform
- Utilization of robotics
- Utilization of AI

New customers (2017-2019)

- SEVEN-ELEVEN JAPAN CO., LTD.
- Yamaha Motor Co., Ltd.
- The Nisshin OilliO Group, Ltd.
- Megabanks, and others

Copyright ©2020 LTS Inc. All rights reserved.

Establishment of Comprehensive Support Capabilities for DX Projects

Built a foundation for Group growth in the medium to long term by expanding services through aggressive hiring and promotion of joint ventures/M&A

Consulting-based digital utilization support

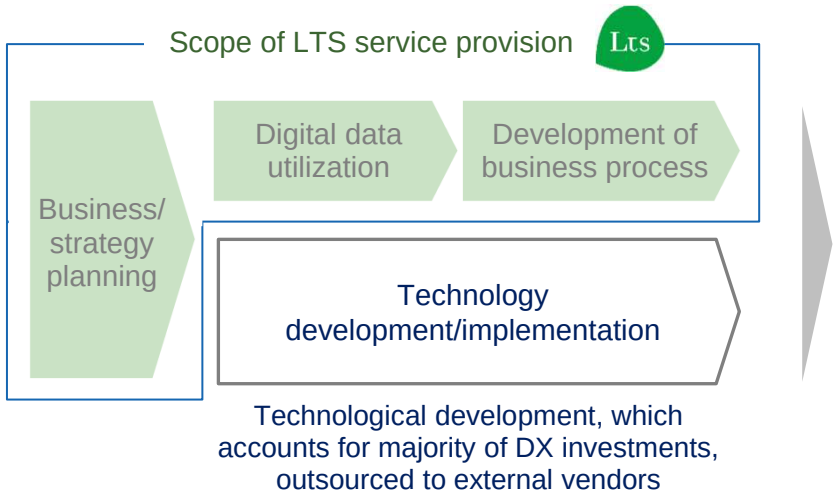

Technological development, which accounts for majority of DX investments, outsourced to external vendors

Strengthening of foundation of digital utilization services

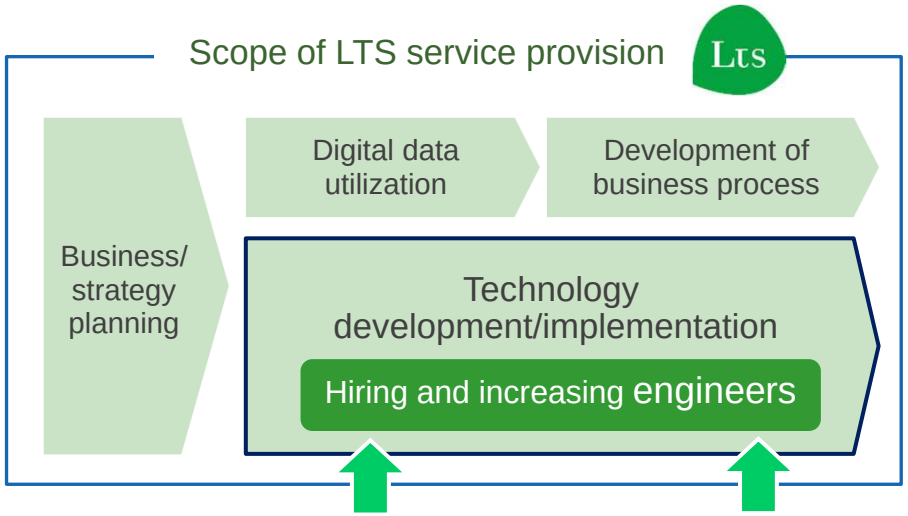

July 2019
Establishment of FPT Japan joint venture

September 2019
WAKUTO M&A

Copyright ©2020 LTS Inc. All rights reserved.

Service Expansion by Making IoTol Japan a Subsidiary

IoTol Japan, which specializes in support for innovation utilizing IoT technology, made a subsidiary

Full-scale support for business development utilizing technology

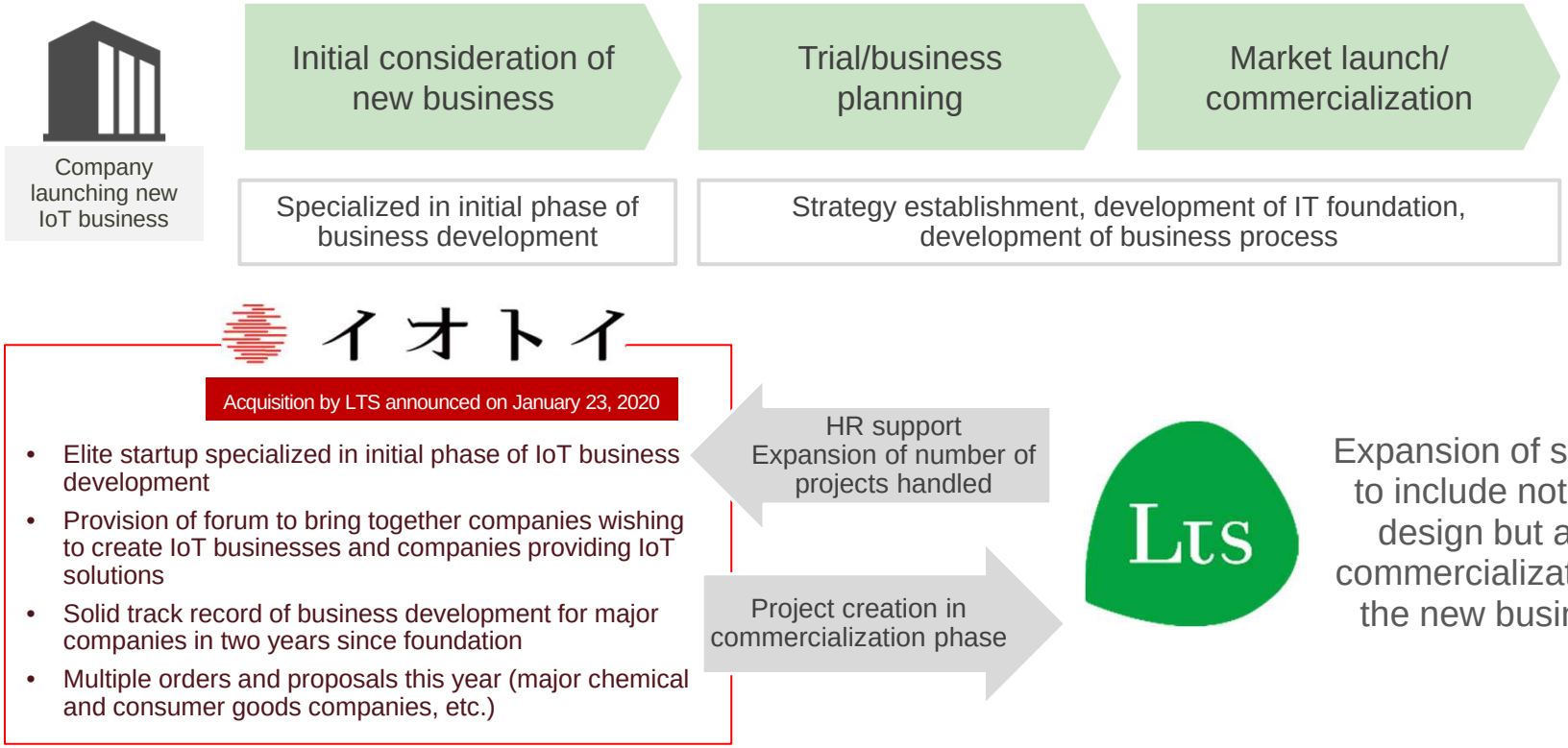

Copyright ©2020 LTS Inc. All rights reserved.

List of Customers

Trade/Retail
ITOCHU Corporation
Inabata & Co., Ltd.
SEVEN-ELEVEN JAPAN CO., LTD.
Mitsubishi Corporation
Mitsubishi Shokuhin Co., Ltd.
Metal One Corporation

Energy
i BUSINESS PARTNERS Corp. (Idemitsu Kosan Group)
Idemitsu Kosan Co., Ltd.
SHOWA SHELL SEKIYU K. K.
Taiyo Oil Company, Limited
TOKYO GAS i NET CORP. (TOKYO GAS Group)
Tokyo Gas Co., Ltd.
Tokyo Gas Urban Development Co., Ltd. (TOKYO GAS Group)
Tokyo Gas Auto Service Co, Ltd. (TOKYO GAS Group)

Plant Engineering
Chiyoda Corporation

Manufacturing
IHI Corporation
ISHIDA TEC Co., Ltd.
Oki Electric Industry Co., Ltd.
Canon Software Inc. (Canon Group)
Canon Business Support Inc. (Canon Group)
KOKUYO Co., Ltd.
GE Healthcare Japan Corporation
Siemens Japan KK
NIPPON STEEL & SUMITOMO METAL CORPORATION
(Now: NIPPON STEEL CORPORATION)
TATSUNO Corporation
DIC Corporation
BANDAI CO., LTD.
Hitachi Solutions, Ltd. (Hitachi Group)
FUSO Corporation
Yamaha Motor Co., Ltd.

Transportation
JALPAK Co., Ltd. (JAL Group)
Japan Airlines Co., Ltd. (JAL)
West Japan Railway Company (JR WEST)
East Japan Railway Company (JR EAST)

Automotive
SHIZUOKA TOYOPET CO., LTD.
Nissan Motor Co., Ltd.
Nissan Buhin Chuo Sales Co., Ltd.
Yazaki Corporation

Food/Restaurants/Agriculture/Medical/ Pharmaceutical
KIRIN BUSINESS SYSTEM COMPANY, LIMITED (KIRIN Group)
The Nisshin OilliO Group, Ltd.
Japan Tobacco Inc.
JAPAN NUTRITION Co., Ltd. (ITOCHU Group)
NIHON CHOUZAI Co., Ltd.
NH Foods Ltd.
ROYAL HOLDINGS Co., Ltd.

Service
NTT Communications Corporation
The Board Director Training Institute of Japan
KOSAIDO Co., Ltd.
Jiji Press Ltd.
Sony Network Communications Inc.
Technology Networks Inc.
(J: COM Group)
TV Asahi Corporation
JAPAN POST HOLDINGS Co., Ltd.
JAPAN POST Co., Ltd.
famima.com Co., Ltd.
Benesse Corporation
MonotaRO Co., Ltd.
Yuko Yuko Co., Ltd.
Recruit Jobs Co., Ltd.
Relia, Inc.

Financial/Securities/Insurance
Aioi Nissay Dowa Insurance Co., Ltd.
ORIX Corporation
ORIX Business Center Okinawa Corporation
SUMITOMO LIFE INSURANCE COMPANY
Nisshin Fire & Marine Insurance Co., Ltd.
Mitsui Life Insurance Company Limited

Government
Ministry of Economy, Trade and Industry
Shizuoka City Hall
Ministry of Internal Affairs and Communications

Consulting/IT
ABeam Consulting Ltd.
ITOCHU Techno-Solutions Corporation (ITOCHU Group)
SAP Japan Co., Ltd.
EDISON CO., LTD.
NEC Networks & System Integration Corporation
CRESCO LTD.
JFE Systems, Inc.
SIGMAXYZ Inc.
IBM Japan, Ltd.
IBM Japan Services Company Ltd.
Oracle Corporation Japan
Tata Consultancy Services Japan Limited
Hewlett-Packard Japan, Ltd.
Microsoft Japan Co., Ltd
PricewaterhouseCoopers LLP
MARUBENI INFORMATION SYSTEMS CO., LTD. (MARUBENI Group)

* Company names published with permission (hiragana order by industry; some not listed).

Copyright ©2020 LTS Inc. All rights reserved.

Disclaimer and Note

- Disclaimer
  - LTS, Inc. (“the Company”) provides financial information, management indicators, and other information only as a reference. No representations or warranties are made, express or implied, with regard to the content herein.
  - The Company prepared this material using current generally known information about social and economic conditions and certain assumptions that we deemed to be reasonable. The information found in this material is subject to change without notice due to changes in business conditions or for other reasons.

- Note on Forward-Looking Statements
  - The material and information provided with this announcement contain forward-looking statements. These forward-looking statements are based on current expectations, forecasts, and assumptions that are subject to risks and include uncertainties, which may cause actual results to differ substantially from these statements.
  - These risks and uncertainties include general industry and market conditions as well as general Japanese and international economic conditions such as changes in interest rates and exchange rates.
  - The Company has no obligation to update or correct the forward-looking statements contained in this material, regardless of any new information, future events, etc.

Copyright ©2020 LTS Inc. All rights reserved.



Copyright ©2020 LTS Inc. All rights reserved.