Financial Results for the FY2022/3
(April 1, 2021-March 31, 2022)

April 28, 2022

SHIKOKU CHEMICALS CORPORATION

Code number : 4099

Contents

Corporate Profile	･･･ 3
Highlights of Financial Results for FY2022/3	･･･ 4
Financial Results Trend (consolidated and full-year)	･･･ 5
Sales Trends by Region (consolidated and full-year)	･･･ 6
Financial Results Trend (consolidated and quarter)	･･･ 7
Financial Results　(consolidated and quarter)	･･･ 8
Assets (consolidated)	･･･ 9
Liabilities, and a Total Equity (consolidated)	･･･ 10
Cash Flow Overview　(consolidated)	･･･ 11
Capital Investment, Depreciation, R&D Expenses　(consolidated)	･･･ 12
Forecast for FY2022/12　(consolidated)	･･･ 13
Sales and Profit by Business Segments	･･･ 14～16
Chemicals Operations Segment	･･･ 17～18
Housing Materials Operations Segment	･･･ 19～20

Copyright © SHIKOKU CHEMICALS CORPORATION

Corporate Profile

▼Company Overview

■Company name　SHIKOKU CHEMICALS CORPORATION
■Incorporated　October 10, 1947 ; The Company was established in Marugame, Kagawa Prefecture, as a producer of carbon disulfide.
■Lines of business　〔Chemicals operations〕Inorganic chemicals, organic chemicals, fine chemicals
〔Housing materials operations〕Interior, exterior finishes and paving materials, exterior products
■R&D,plant facilities　1 R&D, 7 Plants
■Directory　〔Japan〕2 branches,7 sales offices
〔Overseas〕U.S.A, China (Shanghai, Shenzhen), Taiwan, Singapore
■Capital　6,867 million yen
■Number of employees　Consolidated 1,210　Non-Consolidated 619（as of March 31, 2022）

▼Share of Stock

■Issued shares　54 million shares　■Number of shareholders　3,986（as of March 31, 2022）

▼SHIKOKU CHEMICALS CORPORATION Group

〔Japan〕13 Consolidated subsidiaries　〔Overseas〕1 Consolidated subsidiary and 1 unconsolidated subsidiary

- SHIKOKU INTERNATIONAL CORPORATION
- Nippon Ryutan Kogyo Co., Ltd.
- Shikoku Environmental Business Company
- Shikoku Analytical Laboratories
- SHIKOKU KOSAN CORPORATION
- Shikoku Foods & Insurance Service Co., Ltd.
- SHIKOKU KEIZAI CORPORATION
- SHIKOKU KEIZAI KANTO CORPORATION
- NIHON KOHKI CORPORATION
- SHIKOKU SYSTEM KOHBOH CORPORATION
- Shikoku Foods & Trading Company
- SHIKOKU CHEMICALS CORPORATION CHEMICALS OPERATIONS SPLIT PREPARATION CORPORATION
- SHIKOKU CHEMICALS CORPORATION HOUSING MATERIAL OPERATIONS SPLIT PREPARATION CORPORATION
- SHIKOKU CHEMICALS CORPORATION SHARED SERVICES SPLIT PREPARATION CORPORATION
- Shikoku (Shanghai) Co., Ltd. (Unconsolidated)

Copyright © SHIKOKU CHEMICALS CORPORATION

Highlights of Financial Results for FY2022/3

(millions of yen)

	FY2021/3		FY2022/3		Increase of amount	Changes
	Amount	Percentage	Amount	Percentage		
Net sales	49,590	100.0%	54,137	100.0%	4,547	9.2%
Operating income	7,401	14.9%	8,400	15.5%	999	13.5%
Ordinary income	7,997	16.1%	9,291	17.2%	1,294	16.2%
Net income attributable to owners of the parent	5,760	11.6%	6,878	12.7%	1,118	19.4%
Exchange rate (USD)	106		112			
Exchange rate (EUR)	122		131			

The exchange rates given above are average rates for the period from April to March.

Copyright © SHIKOKU CHEMICALS CORPORATION

Financial Results Trend (consolidated and full-year)

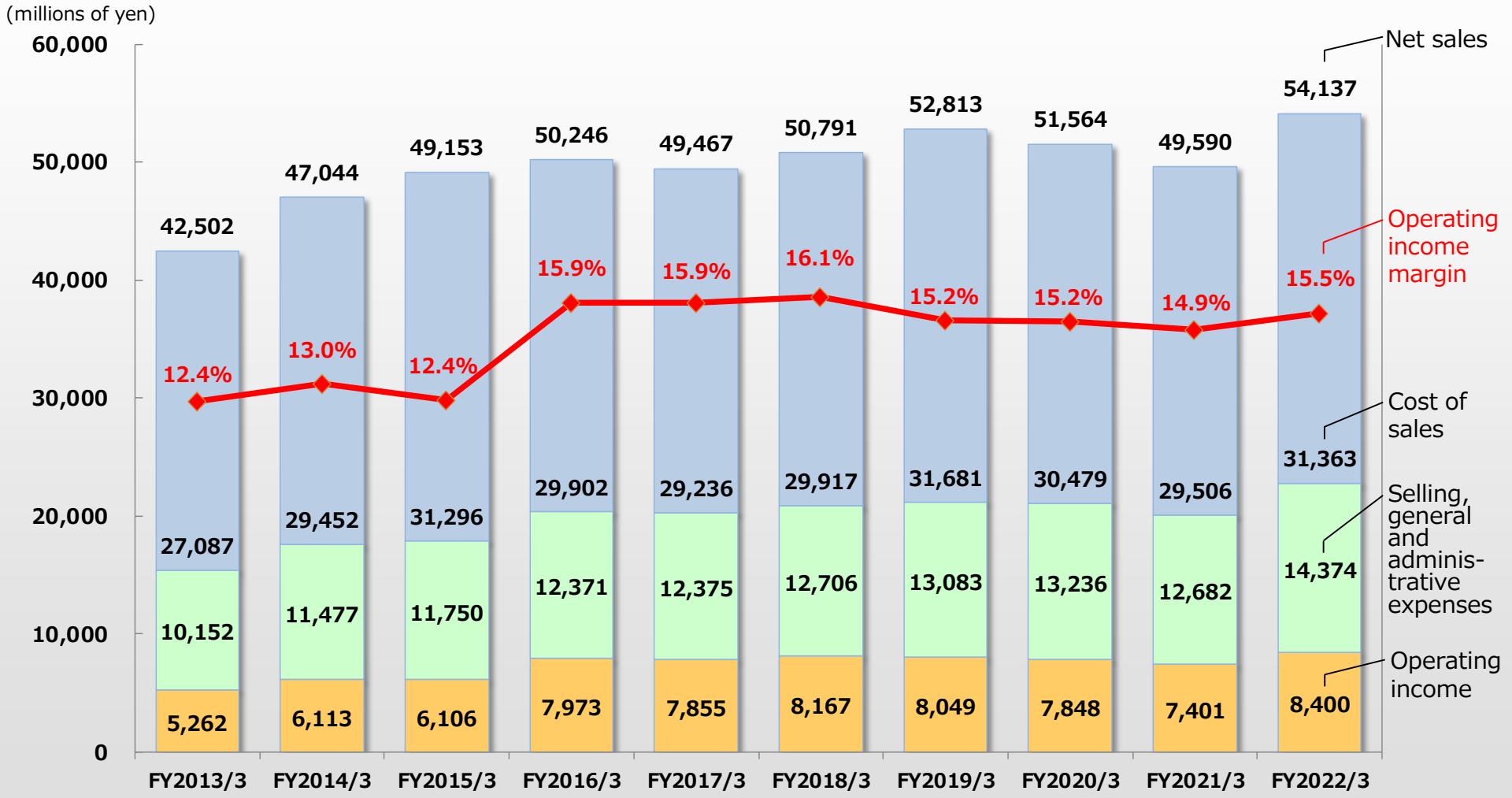

Copyright © SHIKOKU CHEMICALS CORPORATION

Sales Trends by Region (consolidated and full-year)

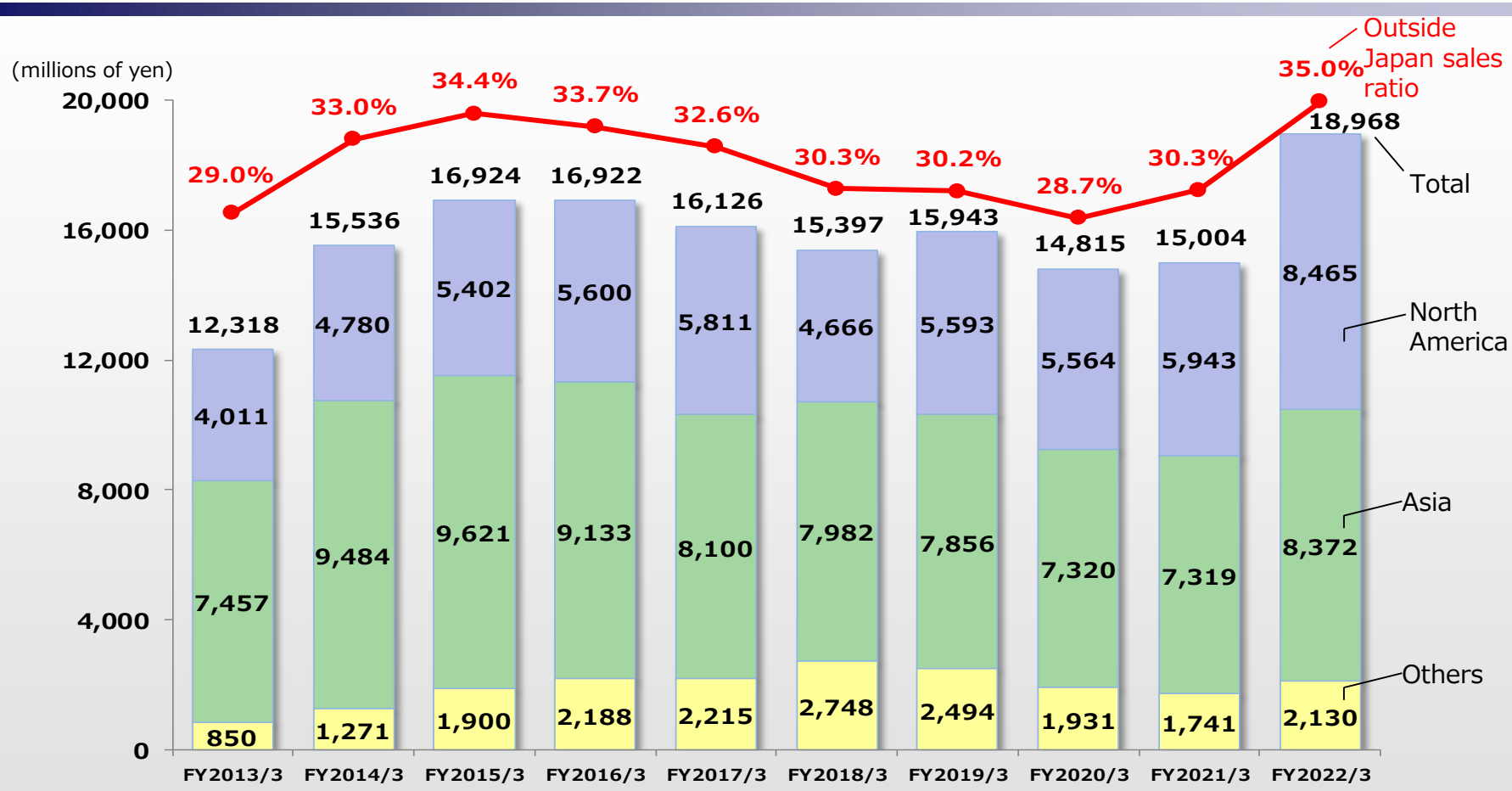

Exchange rate (USD)	82	100	109	121	108	111	111	109	106	112
Exchange rate (EUR)	106	132	139	133	120	128	129	122	122	131

Copyright © SHIKOKU CHEMICALS CORPORATION

Financial Results Trend (consolidated and quarter)

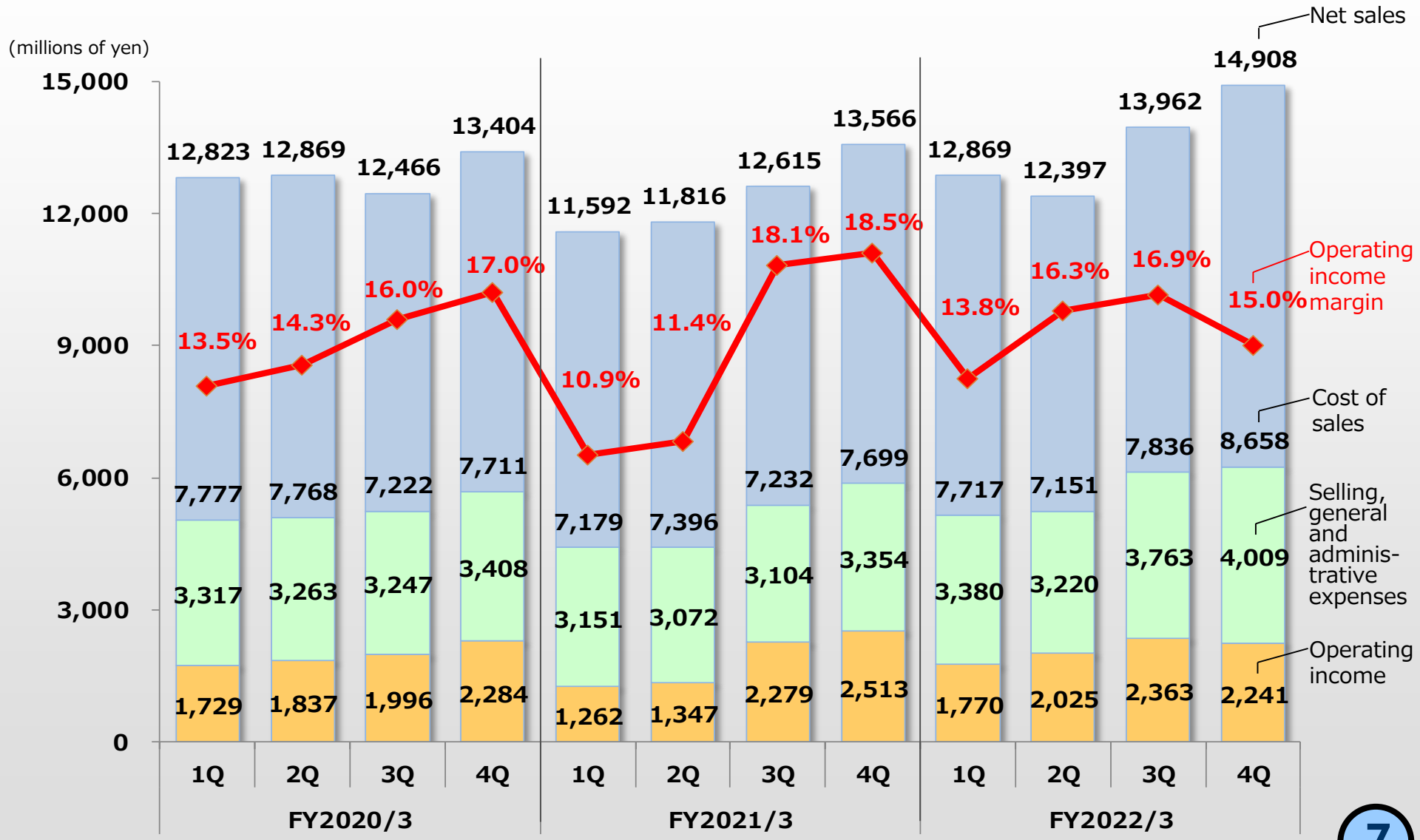

Financial Results (consolidated and quarter)

(millions of yen)

	1Q	year-on year changes	2Q	year-on year changes	3Q	year-on year changes	4Q	year-on year changes	FY2022/3	year-on year changes
Net sales	12,869	1,276 (+11.0%)	12,397	581 (+4.9%)	13,962	1,347 (+10.7%)	14,908	1,342 (+9.9%)	54,137	4,547 (+9.2%)
Operating income	1,770	508 (+40.3%)	2,025	678 (+50.4%)	2,363	83 (+3.7%)	2,241	▲ 271 (▲10.8%)	8,400	999 (+13.5%)
Ordinary income	1,975	534 (+37.1%)	2,140	759 (+55.0%)	2,605	221 (+9.3%)	2,569	▲ 222 (▲8.0%)	9,291	1,294 (+16.2%)
Net income attributable to owners of the parent	1,351	405 (+42.8%)	1,591	613 (+62.7%)	1,850	▲ 136 (▲6.9%)	2,084	235 (+12.8%)	6,878	1,118 (+19.4%)

Copyright © SHIKOKU CHEMICALS CORPORATION

Assets (consolidated)

(millions of yen)

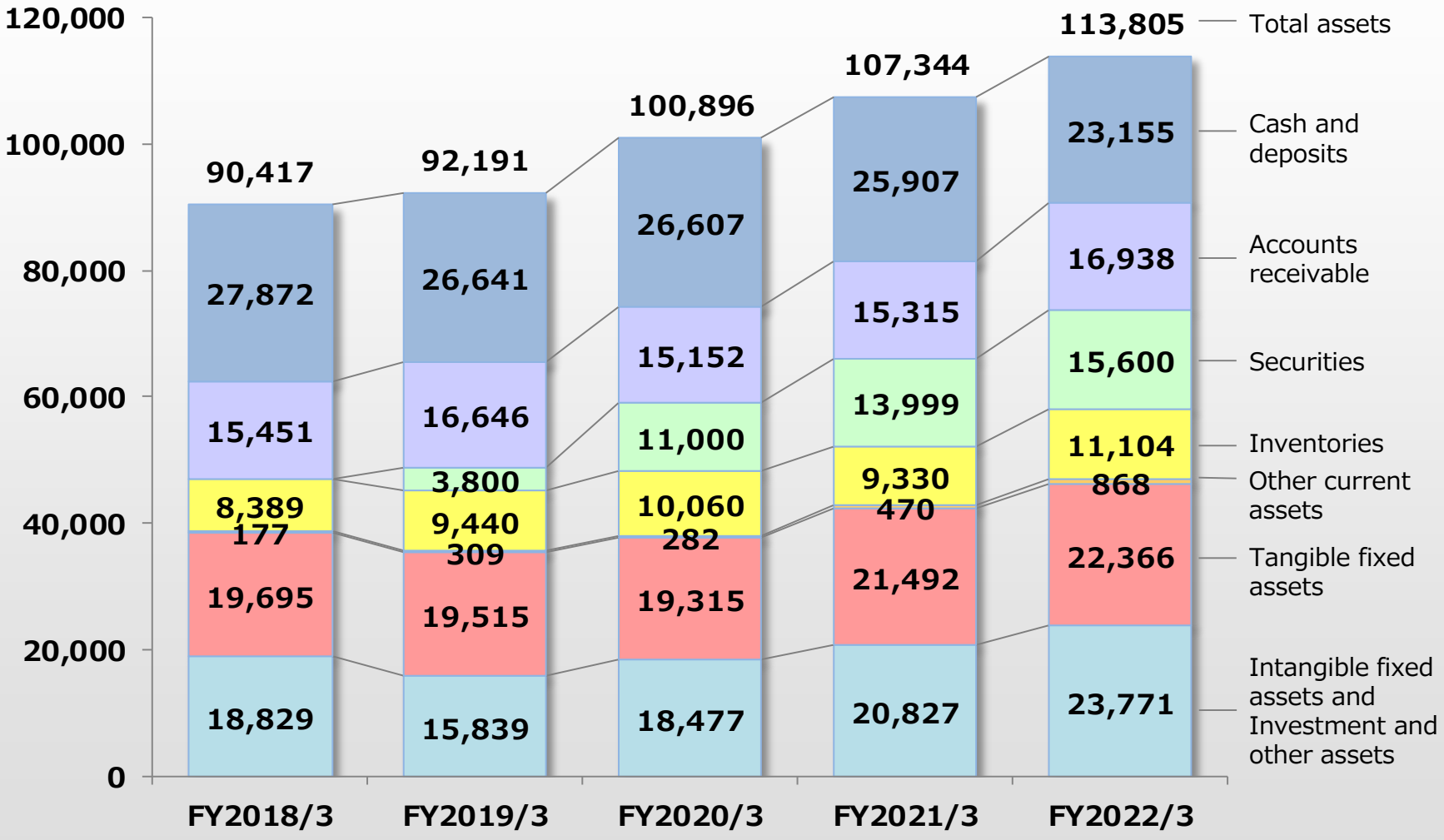

	FY2018/3	FY2019/3	FY2020/3	FY2021/3	FY2022/3
ROA (%)	7.6	5.9	5.8	5.5	6.2

Liabilities, and a Total Equity (consolidated)

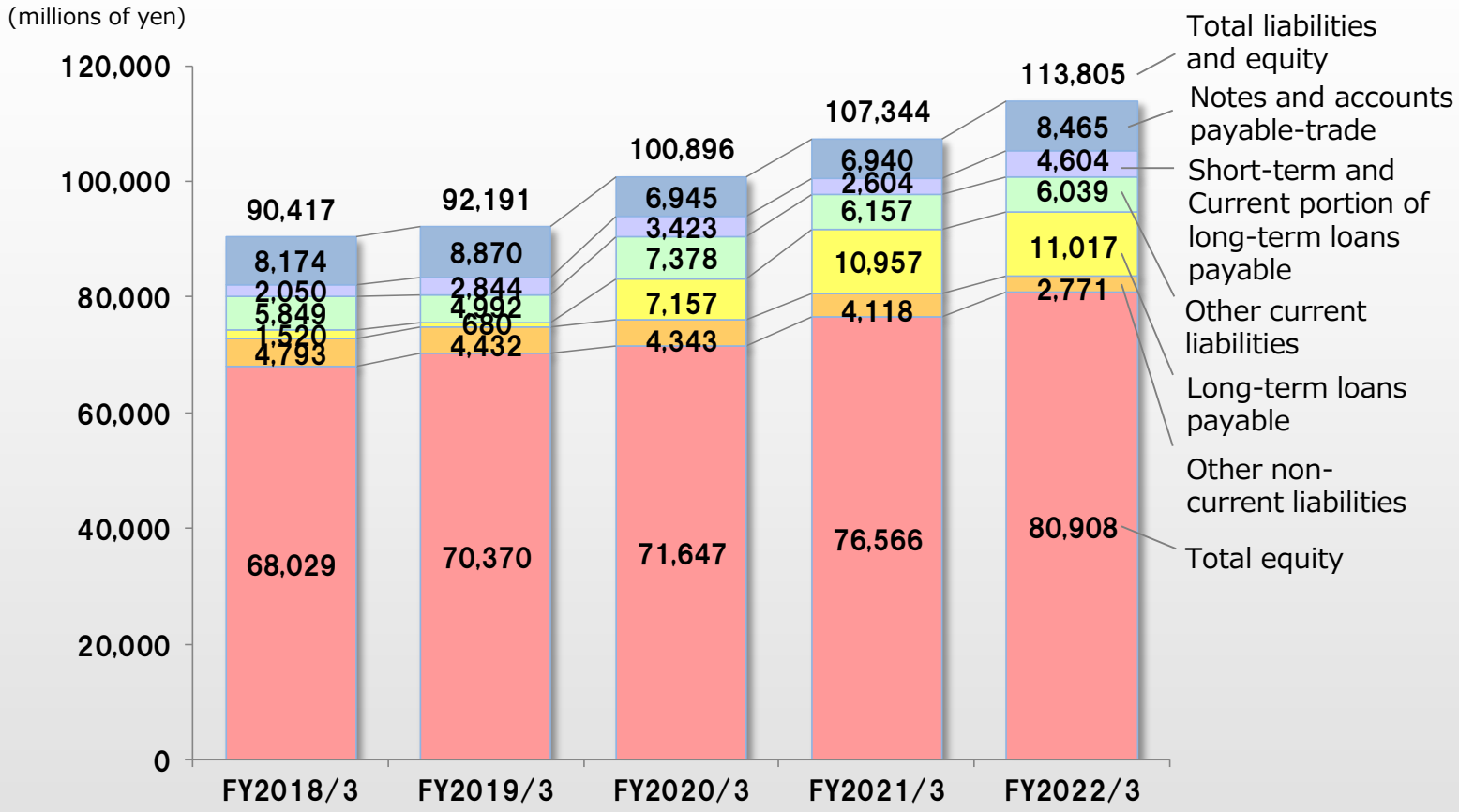

ROE (%)	10.3	7.9	8.0	7.9	8.8
interest-bearing debt	3,806	3,768	10,838	13,834	15,899
net interest-bearing debt	▲ 24,066	▲ 22,872	▲15,769	▲12,072	▲7,256
Ratio of equity attributable to owners of the parent (%)	74.4	75.5	70.2	70.5	70.3

Copyright © SHIKOKU CHEMICALS CORPORATION

Cash Flow Overview (consolidated)

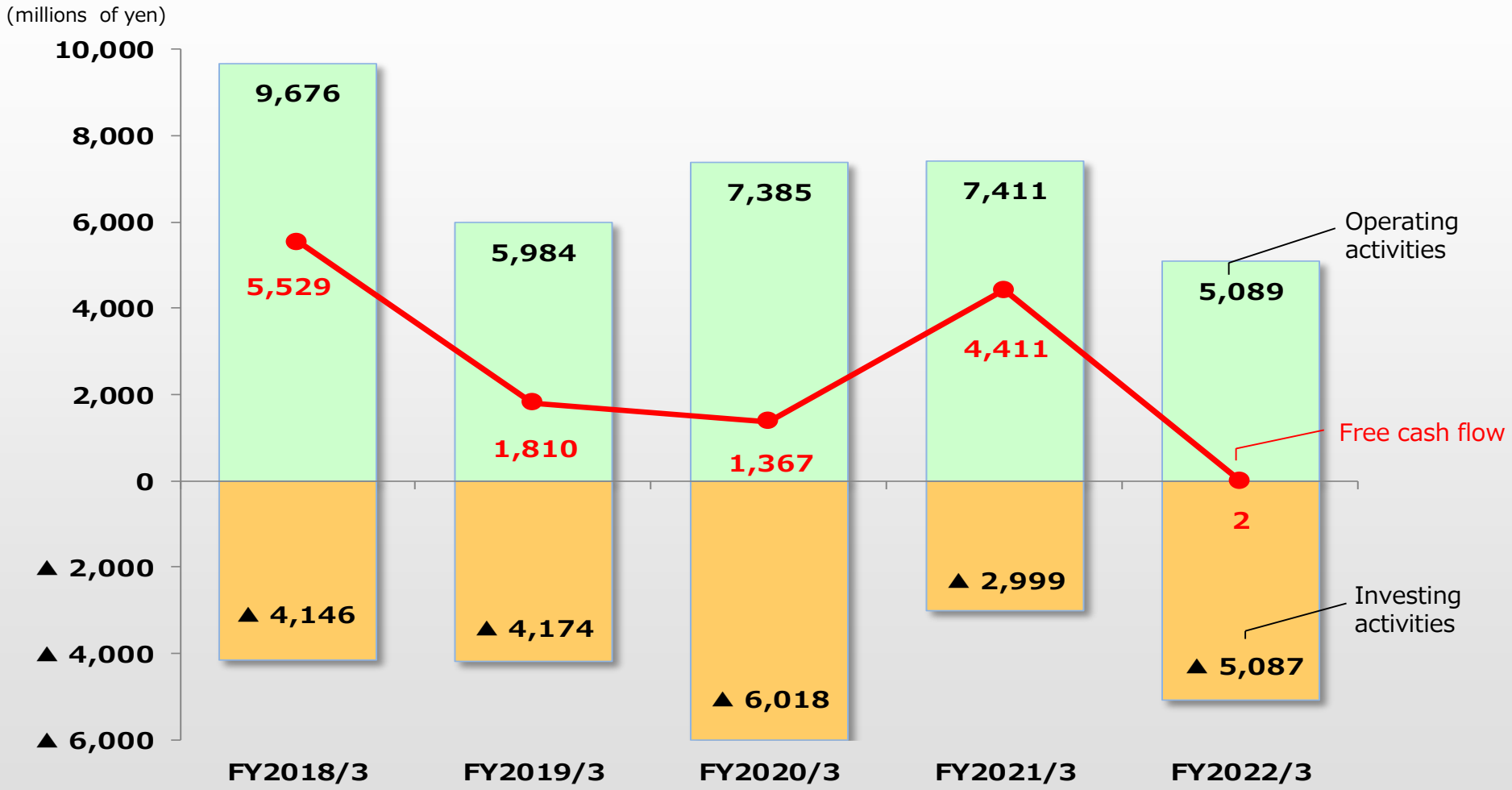

Copyright © SHIKOKU CHEMICALS CORPORATION

Capital Investment, Depreciation, R&D Expenses (consolidated)

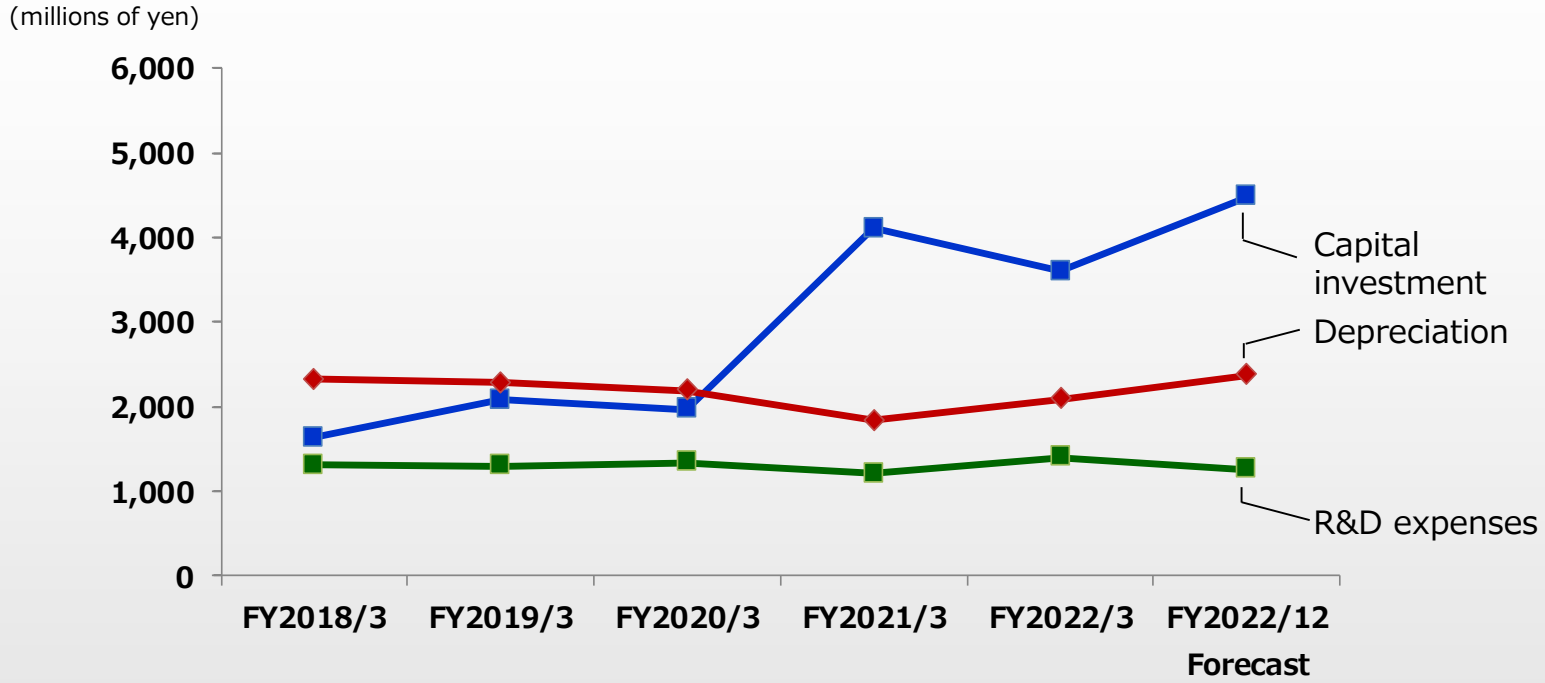

	FY2018/3	FY2019/3	FY2020/3	FY2021/3	FY2022/3	FY2022/12 Forecast
Capital investment	1,628	2,073	1,961	4,106	3,599	4,477
Depreciation	2,318	2,281	2,189	1,835	2,090	2,368
R&D expenses	1,310	1,295	1,338	1,207	1,392	1,259

Copyright © SHIKOKU CHEMICALS CORPORATION

Forecast for FY2022/12 (consolidated)

(millions of yen)

		FY2022/12 (Apr.-Dec.) (Forecast)	FY2022/3 (Apr.-Mar.) (Result)
Net sales		46,000	54,137
Operating income		5,800	8,400
Ordinary income		6,100	9,291
Net income attributable to owners of the parent		3,700	6,878
Exchange rate	USD	120	112
	EUR	130	131

Due to change in fiscal year-end, the next fiscal year will be a transitional period of nine months from April 1,2022 to December 31,2022.
Therefore, the forecast of consolidated financial results for the year ending December 31,2022 represents nine-month forecast figures.

Copyright © SHIKOKU CHEMICALS CORPORATION

Sales and Profit by Business Segments

■ Sales Amount Constituent Ratio

(millions of yen)

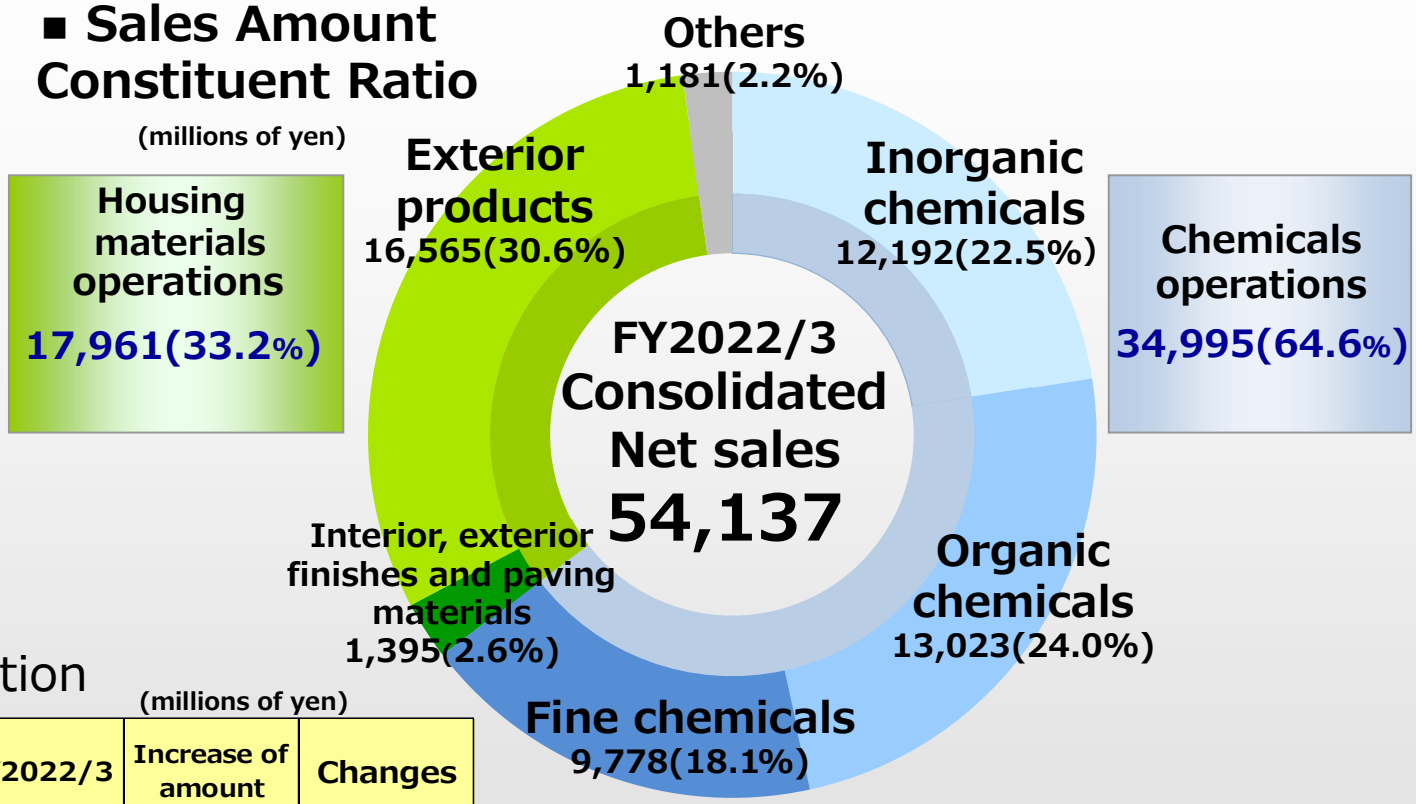

■ Segment Information

(millions of yen)

	FY2021/3	FY2022/3	Increase of amount	Changes
Net sales				
Chemical operations	29,850	34,995	5,145	17.2%
Housing Materials operations	18,760	17,961	▲ 799	▲4.3%
Segment profit				
Chemical operations	5,664	7,545	1,881	33.2%
Housing Materials operations	3,505	2,576	▲ 929	▲26.5%

Copyright © SHIKOKU CHEMICALS CORPORATION

Sales and Profit by Business Segments (consolidated and full-year)

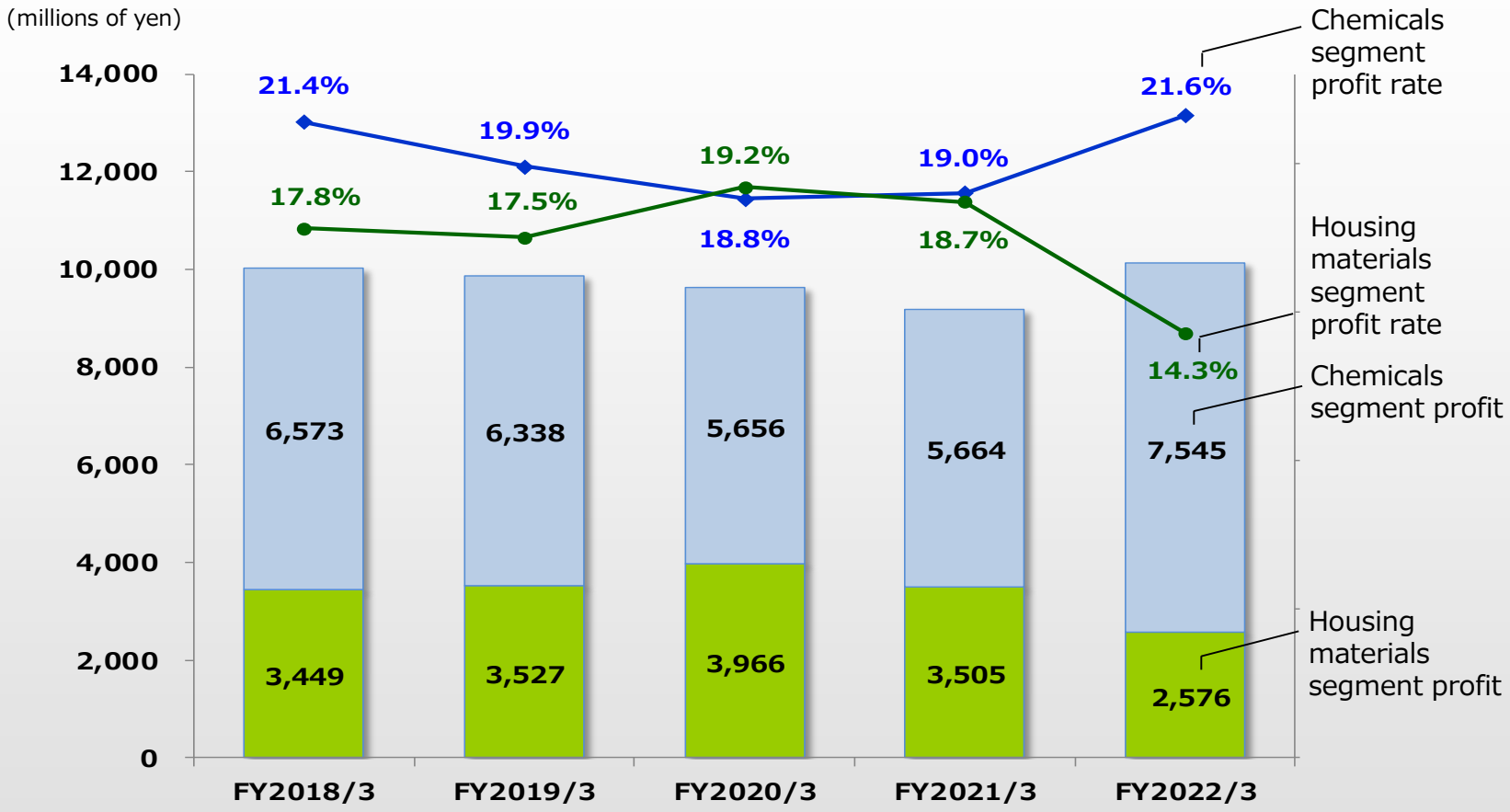

Chemical operations net sales	30,701	31,879	30,150	29,850	34,995
Housing materials operations net sales	19,376	20,124	20,619	18,760	17,961
Chemical segment profit	6,573	6,338	5,656	5,664	7,545
Housing materials segment profit	3,449	3,527	3,966	3,505	2,576

Copyright © SHIKOKU CHEMICALS CORPORATION

Sales and Profit by Business Segments (consolidated and quarter)

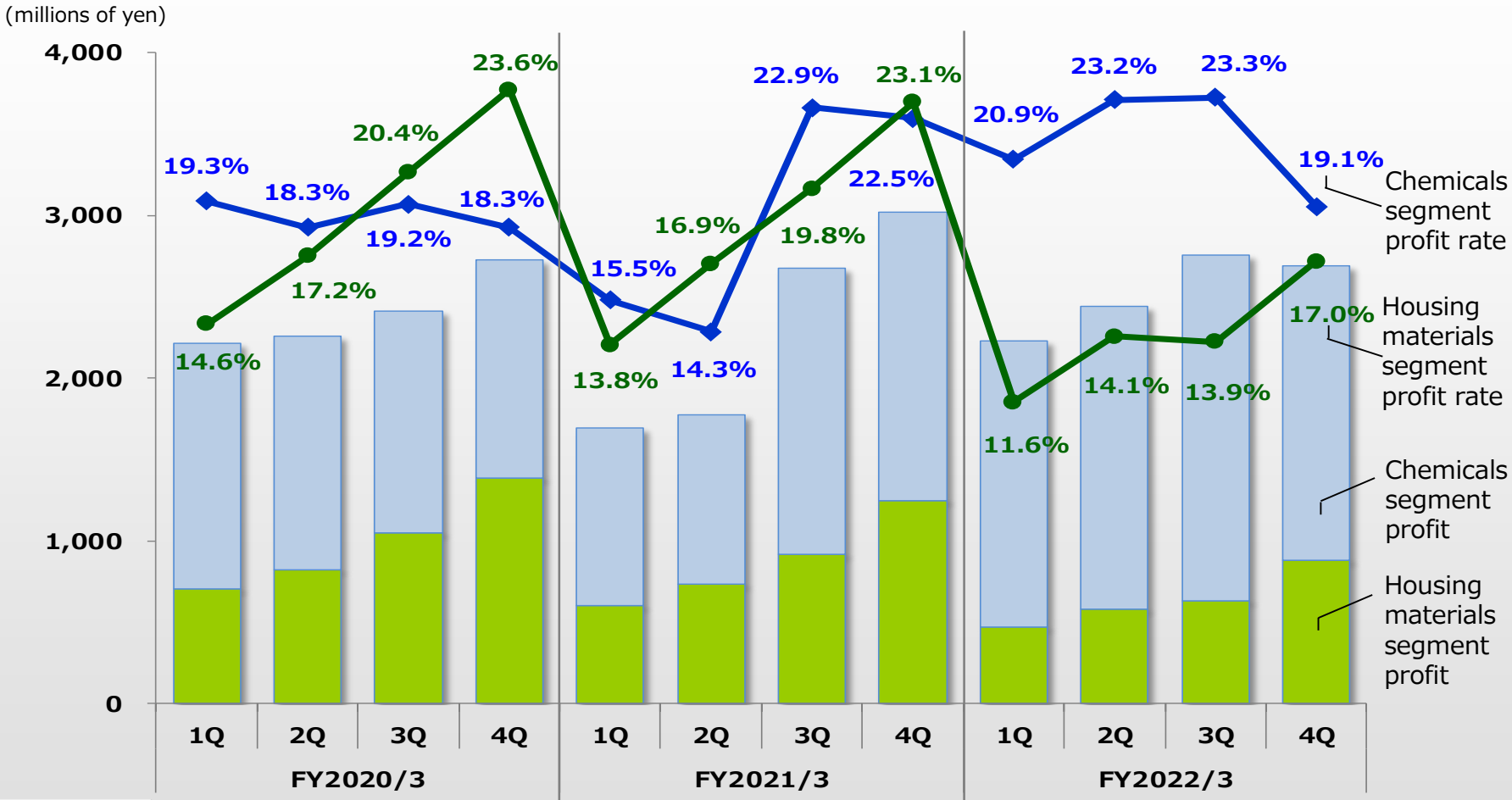

	FY2020/3 1Q	FY2020/3 2Q	FY2020/3 3Q	FY2020/3 4Q	FY2021/3 1Q	FY2021/3 2Q	FY2021/3 3Q	FY2021/3 4Q	FY2022/3 1Q	FY2022/3 2Q	FY2022/3 3Q	FY2022/3 4Q
Chemical operations net sales	7,854	7,885	7,092	7,317	7,051	7,245	7,686	7,867	8,391	8,016	9,091	9,495
Housing materials operations net sales	4,821	4,772	5,137	5,888	4,362	4,349	4,644	5,404	4,077	4,122	4,572	5,188
Chemical segment profit	1,514	1,440	1,362	1,338	1,093	1,038	1,761	1,771	1,753	1,860	2,120	1,810
Housing materials segment profit	704	822	1,048	1,390	601	735	919	1,249	474	583	635	883

Copyright © SHIKOKU CHEMICALS CORPORATION

Chemicals Operations Segment

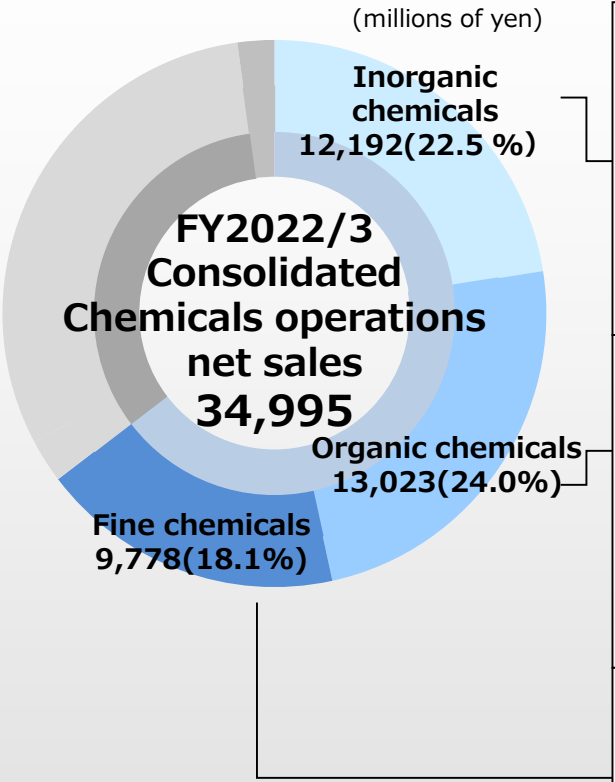

【 Main products 】

- **Insoluble Sulfur**
  Vulcanizing agent for rubber
- **Carbon Disulfide**
- **Sodium Sulfate**
- **Sodium Carbonate**



【 Main products 】

- **Chlorinated Isocyanuric Acid**
  for swimming pool and septic tank disinfectants
- **Hipolka**



【 Main products 】

- **Glicoat-SMD**
  Heat-resistant OSP (Organic Solderability Preservative) for printed wiring boards



- **Imidazoles**
  Imidazole derivatives for an epoxy resin curing agent and a raw material for pharmaceuticals and other applications; modifiers for high-added-value resins
- **THEIC**



Copyright © SHIKOKU CHEMICALS CORPORATION

Sales Trend of Chemical Operations (consolidated and quarter)

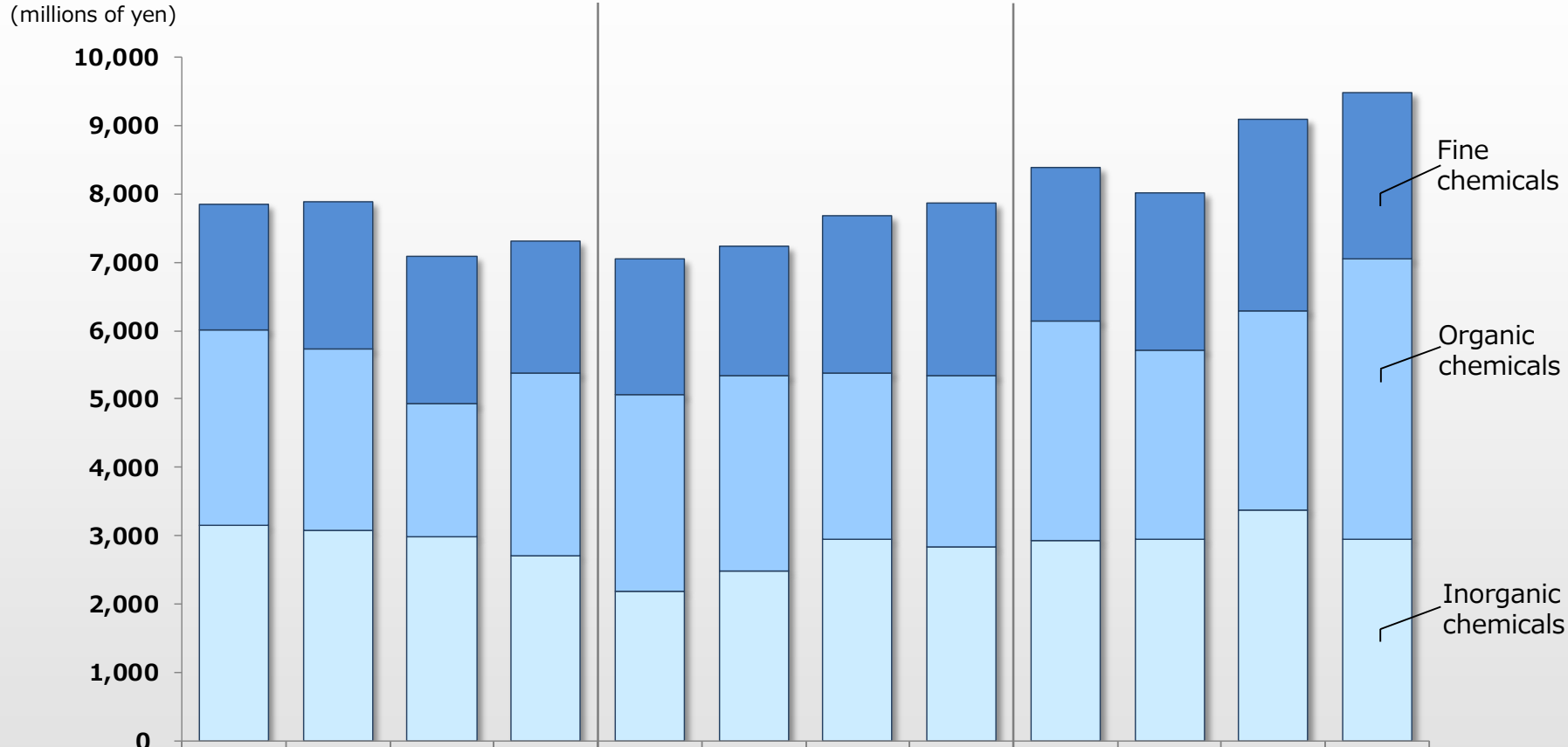

	FY2020/3				FY2021/3				FY2022/3			
	1Q	2Q	3Q	4Q	1Q	2Q	3Q	4Q	1Q	2Q	3Q	4Q
Fine chemicals	1,844	2,148	2,159	1,937	1,984	1,898	2,303	2,520	2,243	2,295	2,804	2,435
Organic chemicals	2,859	2,659	1,948	2,679	2,877	2,867	2,443	2,520	3,220	2,771	2,917	4,114
Inorganic chemicals	3,149	3,077	2,984	2,700	2,189	2,479	2,939	2,826	2,928	2,949	3,369	2,945

Copyright © SHIKOKU CHEMICALS CORPORATION

Housing Materials Operations Segment

【Main products】

- **Home Exterior Products**
  Gates, fences , garage and accordion gate
- **Decorative Exterior Products**
  Large gates and fences, shelter, bicycle parking, garbage collection container and greening system

【Main products】

- **Interior, Exterior Finishes and Paving Materials**

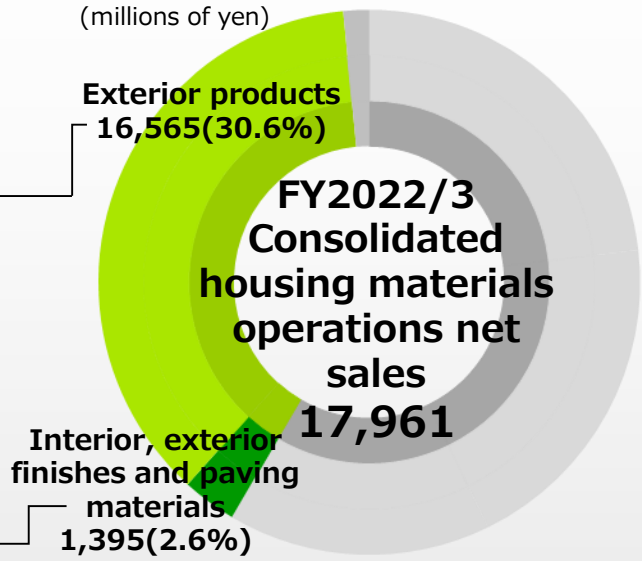


Interior


Garbage collection container


Fence

Copyright © SHIKOKU CHEMICALS CORPORATION

Sales Trend of Housing Materials Operations (consolidated and quarter)

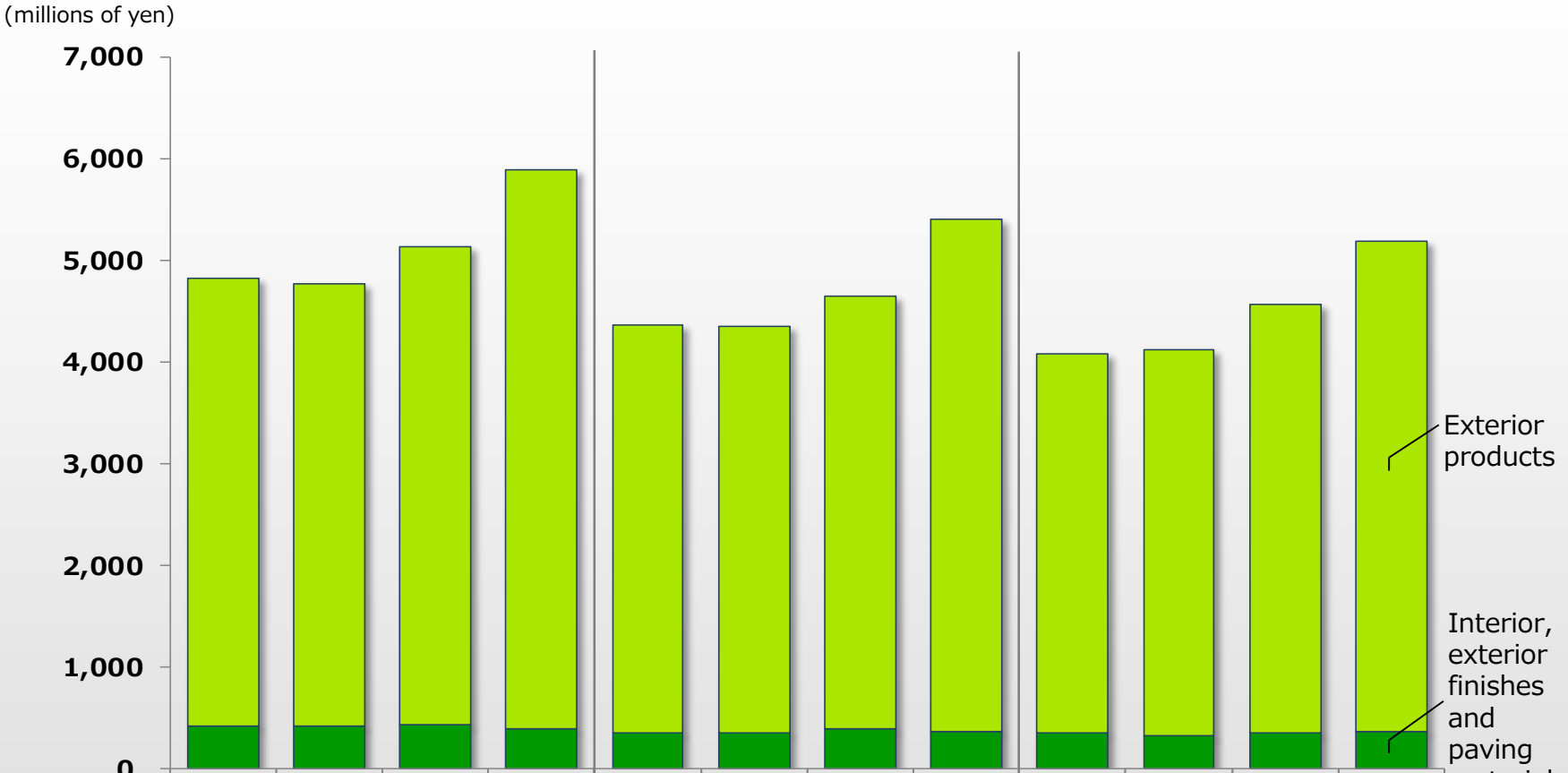

	FY2020/3				FY2021/3				FY2022/3			
	1Q	2Q	3Q	4Q	1Q	2Q	3Q	4Q	1Q	2Q	3Q	4Q
Exterior products	4,401	4,355	4,705	5,492	4,007	3,994	4,247	5,037	3,729	3,797	4,221	4,817
Interior, exterior and paving materials	419	417	431	396	355	355	397	367	348	324	351	371

Contact Information

Corporate Planning Dept.

SHIKOKU CHEMICALS CORPORATION

TEL : **+81-(0)877-21-4119**

FAX : **+81-(0)877-22-0411**

www.shikoku.co.jp/

[Note regarding this document]

Forward-looking statements or projections mentioned in this document, including earnings are based on currently available information and actual results may differ from the projection due to various factors.

Further, the purpose of this material is to provide information to the investors, and not to serve as a recommendation to buy or to sell. Please note that Shikoku Chemicals Corporation will not be responsible for the consequences of investments etc.