FY2023 Financial Results Briefing Materials

May 15, 2024

Synchro Food Co., Ltd. <3963>

Content

1. FY2023 Results
2. Overview of Each Business Segment
3. Review of FY2023
4. FY2024 Objectives and Full-year Forecast
5. Long-term Goal
6. Appendix

Company Data

Company Name:	Synchro Food Co., Ltd.
Representative:	Shinichi Fujishiro
Founded:	April 2003
Locations:	Head Office:EBIS SOUTH1, 1-7-8, Ebisu Minami, Shibuya-ku, Tokyo Osaka Branch Office:8F, MAINICHI SHINBUN BUILDING, 3-4-5, Umeda, Kita-ku, Osaka-shi, Osaka Nagoya Branch Office:3F, CHIKUBU BUILDING, 3-12-12, Meieki, Nakamura-ku, Nagoya-shi, Aichi Fukuoka Branch Office (opened in April, 2022):TENJIN BUILDING PLUS, 4-8-2, Tenjin, Chuo-ku, Fukuoka-shi, Fukuoka Sapporo Branch Office (opened in July, 2022):2F, Sunshine Building, Higashi 2-1, Ninami 2-jo, Chuo-ku, Sapporo-shi, Hokkaido HR Services Unit Office(opened in November, 2023):13F, Ebisu Garden Place Tower, Ebisu, 4-20-3, Shibuya-ku, Tokyo ※Yokohama Sales Office was integrated into HR Service Unit Office
Capital:	535 million yen
Number of Employees:	187 (Consolidated basis/permanent employees/as of March 31, 2024)
Business:	Management of a media platform for food and drink businesses
Subsidiaries:	Wit Co., Ltd. (M&A service business specializing in food and drink businesses)

Vision, Mission and Value

Vision (the world we are aiming at)

Spread happiness derived from various eating and drinking experience all over Japan and the world.

Mission (mission we fulfill for customers)

Establish a platform which enables those who take on a challenge to food and drink businesses to embody their thought.

Mission (promise to members)

Create an environment where they can devote themselves in work in which we support their challenge and opportunities in which they can grow as they want.

Value (platform of Synchro Food's value)

Create new value and provide it simply and speedily.

Create innovative services that solve issues based on accumulated data.

Provide various options that help take on challenges in the food and drink industry.

Executive Summary

Consolidated Financial Results (Q4 cumulative)

- Revenue: 3,602 million yen (+22.9% year on year); operating profit: 1,038 million yen (+18.5% year on year)
- Q4 revenue broke the record high for the 10th consecutive quarter as our full-year earnings forecast (consolidatd) was achieved
  - ✓ Media Platform Business
    - — Recruitment advertising services in both channels of direct sales and agencies were robust.
    - — Services for design companies remained robust.
  - ✓ M&A Service Business
    - — Although revenue has stagnated due to delays in closing deals, deals have accumulated.
    - — Preparations for operational and organizational changes to maximize sales are complete.
- We continued efficient cost management in Q4 while maintaining strategic investment in sources of business growth (personnel costs and advertising costs) throughout the year.
  - ✓ The ratio of personnel costs to revenue(Q4) declined year on year (31.8%->30.4%)
  - ✓ The ratio of advertising costs to revenue(Q4) declined year on year (8.8%->6.7%)

Main Topics

- Mobility Service: Collaborated with Tamagawa University on holding a community revitalization event. Businesses registered with “Mobimaru” exceeded 5,000. Provided support for food trucks at the large-scale event “Sakura Festival 2024.”
- SNS short videos: The number of restaurants listed on “gourmet_baito_chan” exceeded 200.
- M&A strategy: In March, the Company’s acquired business “Nogyo Job (Agrijob)” held the “Food & Agriculture Career Summit,” a joint company information event specializing in food and agriculture.

FY2023 Summary (vs. Target Figures)

Both full-year revenue and profit at each level reached record highs, landing the company above its full-year forecasts

(Million yen)	**FY2023 Q4 Total Actual (Consolidated)**	FY2022 Q4 Total Actual (Consolidated)	Year on Year	FY2023 Earnings Forecast (Consolidated)	Growth rate	Comparison to forecast
Revenue	**3,602**	2,930	+22.9%	3,500	+19.4%	+2.9%
Gross profit	**3,022**	2,543	+18.9%	-	-	-
SG & A	**1,983**	1,666	+19.0%	-	-	-
Operating profit	**1,038**	876	+18.5%	1,000	+14.1%	+3.9%
Operating profit ratio	**28.8%**	29.9%	(1.1pt)	28.6%	-	-
Recurring profit	**1,036**	878	+18.0%	1,000	+13.9%	+3.7%
Net Income Attributable to Owners of Parent	**704**	628	+12.2%	700	+11.4%	+0.7%

Trend of the Revenue

Revenue in Q4 grew, reaching a record high for the 10th consecutive quarter (up 14.9% year on year)

Trend of the revenue in FY2017 - FY2023

(Million yen)

Service in Stage 3
Service in Stages 1, 2, 4
Others

Main factors for revenue growth in Q4
- Recruitment advertising (Service in Stage 3) remained robust
  - ✓ Direct sales: +12.1% year on year; Agencies: +71.9% year on year
- Nogyo Job (Agrijob) (Others) recorded revenue due to business transfers
  - ✓ Posting job advertisements, employment agency services, and corporate joint information session operations for new graduates

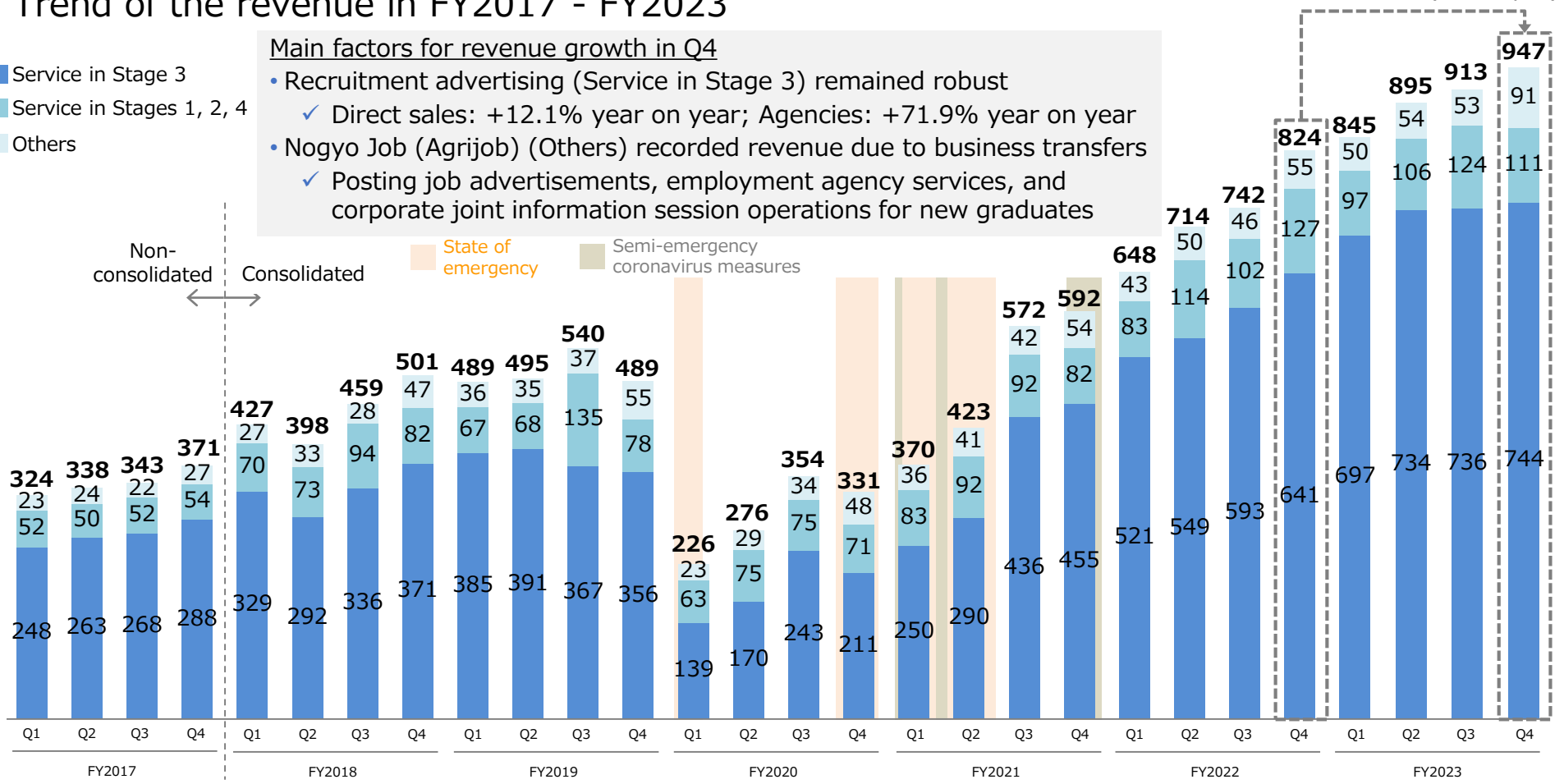

Supplementary Note: Revenue Classification

Revenue from each service is recorded based on the following classification

Revenue Classification		Users	Related Business Operators	Reporting segment
Service in Stage 3	Synchro Food	• Recruitment ads • PlaceOrders • Food truck sharing and matching (Mobimaru) • gourmet_baito_chan	• Searching for suppliers	Media platform business
Service in Stages 1, 2, 4	Synchro Food	• Inshokuten Premium (monthly subscription service) • Kitchen goods (EC)	• Store design • Interior furnishing*1 • Real estate properties • A fully furnished asset transfer	
	Wit	• M&As		M&A service business
Other	Synchro Food		• Restaurants research • Advertisement insertion and newsletters • Interior job seeking • Comparison service (POS/FC) • Nogyo Job(Agrijob)*3	
	Wit		• Food Accounting Association*2	

*1 As announced in the "Notice of business acquisition" on April 17, 2023, the Company acquired the interior furnishing service matching business on April 20, 2023.

*2 As announced in "Notice regarding the business acquisition by a consolidated subsidiary of the Company" on May 12, 2023, the Company acquired a support and consulting business for creating sales promotion materials for clients of tax accountant firms on June 1, 2023.

*3 As announced in the “Notice of business acquisition” on December 25, 2023, the Company acquired the human resource matching business specializing in the agriculture, forestry, and fisheries industries on January 31, 2024.

Trend of SG&A

Labor cost to revenue ratio and advertising cost to revenue ratio in Q4 decreased by 1.4pt and 2.1pt, respectively, covering strategic investments through efficient cost management (up 11.7% year on year)

Trend of SG&A in FY2017 - FY2023

Other (including goodwill)
Advertising Costs
Personnel Costs

Main strategic investments in Q4 (all below are classified as "Other")
- Advisory fees and amortization of goodwill associated with the acquisition of businesses of Naisoh-kenchiku.com, the Food Accounting Association, and Nogyo Job (Agrijob)
- Amortization of customer related intangible assets associated with the acquisition of business of Naisokenchiku.com

→ The two items above totaled 23 million yen in Q4.

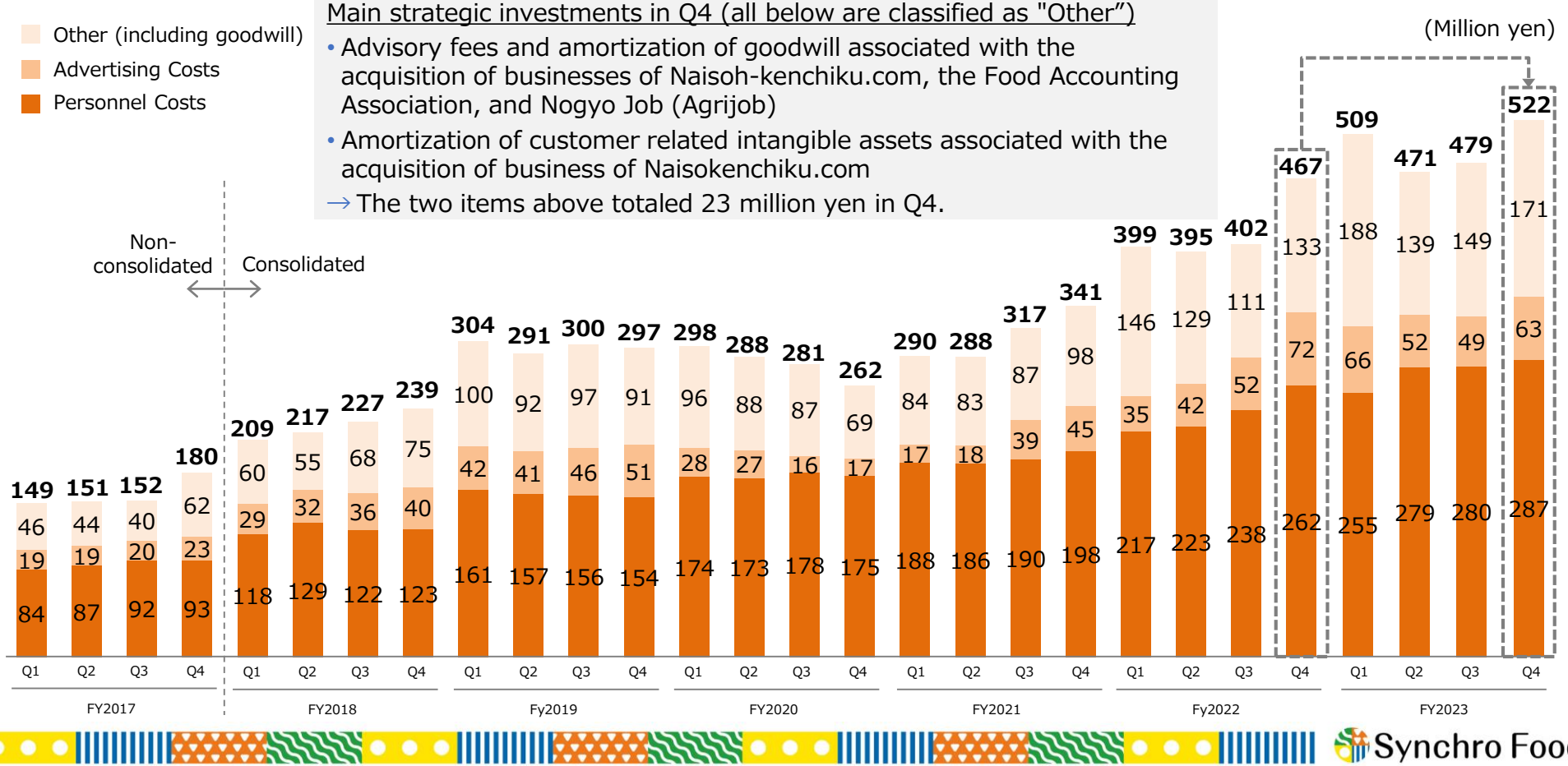

Synchro Food

Trend of the Operating profit

Steadily generated operating profit in Q4 while absorbing strategic investments
(up 21.7% year on year)

Trend of the operating profit in FY2017 - FY2023

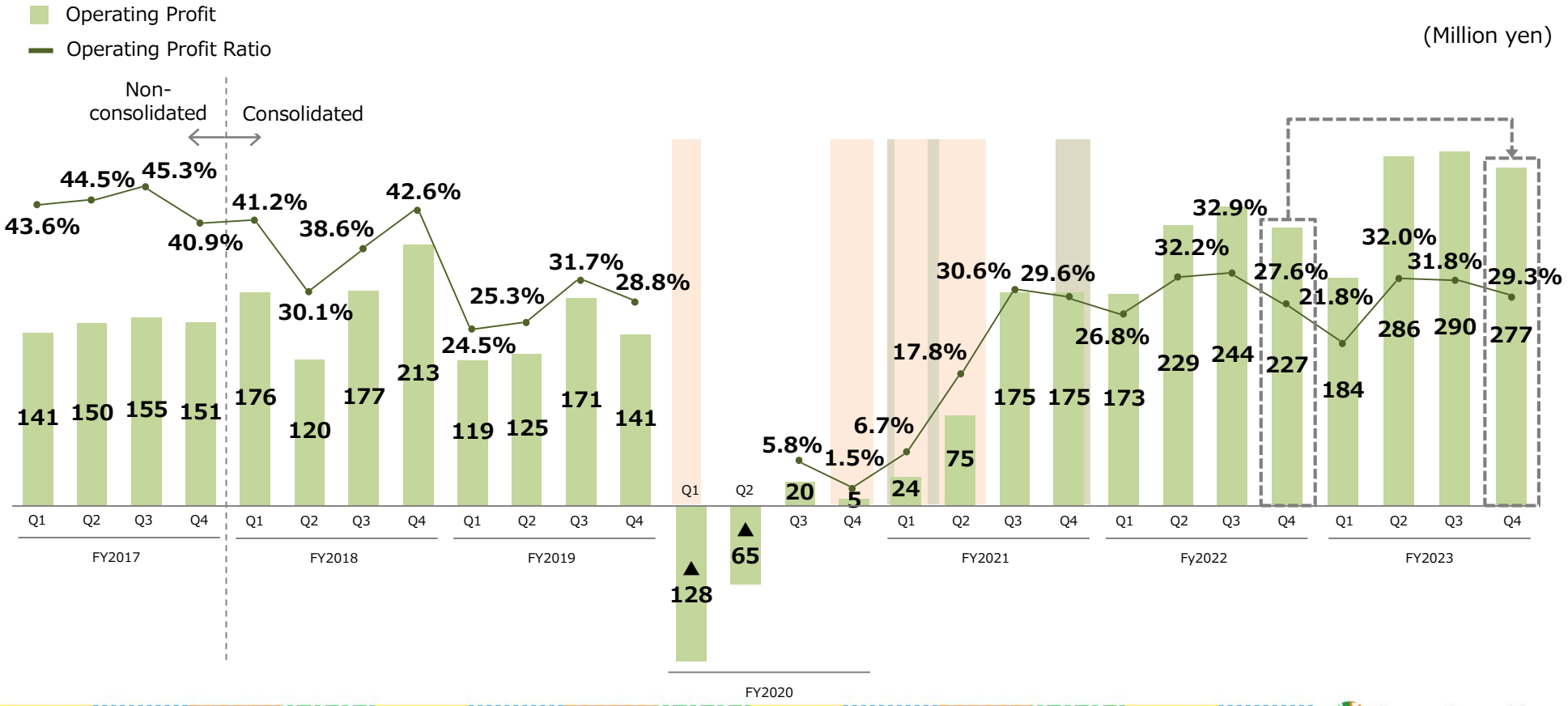

Consolidated Statement of Cash Flows

Operating cash flows were greatly built up in the full year, even while carrying out three business transfers

(Million yen)	FY2023	FY2022	Changes
Cash and cash equivalents at beginning of period	**3,883**	3,037	845
Cash flows from operating activities	**736** ※1	850	(114)
Cash flows from investing activities	**(530)** ※2	(4)	(525)
Cash flows from financing activities	**49** ※3	-	49
Net increase (decrease) in cash and cash equivalents	**254**	845	(591)
Cash and cash equivalents at end of period	**4,138**	3,883	254

※1 Impact of increase in income taxes paid, etc.

※2 Impact of increases in payments associated with the three business transfers

※3 Impact of exercise of share acquisition rights

Consolidated Balance Sheet

Net assets increased by 235 million yen due to the exercise of share acquisition rights to shares and increases in retained earnings (compared to Dec.31, 2023)

(Million yen)	**Mar. 31, 2024**	Q on Q Top: Amount Bottom: Increase/decrease rate	Dec. 31, 2023
Current Assets Total	**4,411**	+208 (+5.0%)	4,202
Cash and Bank	**4,194**	+190 (+4.8%)	4,003
Fixed Assets Total	**659**	+155 (+30.9%)	503
Assets Total	**5,070**	+364 (+7.7%)	4,706
Current Liabilities Total	**746**	+119 (+19.1%)	627
Fixed Liabilities Total	**31**	+9 (+40.8%)	22
Net Assets Total	**4,292**	+235 (+5.8%)	4,056

Trend of ROE

High level of ROE in the fiscal year ending March 2024
Continue to invest in growth and return profits to shareholders in consideration of capital efficiency

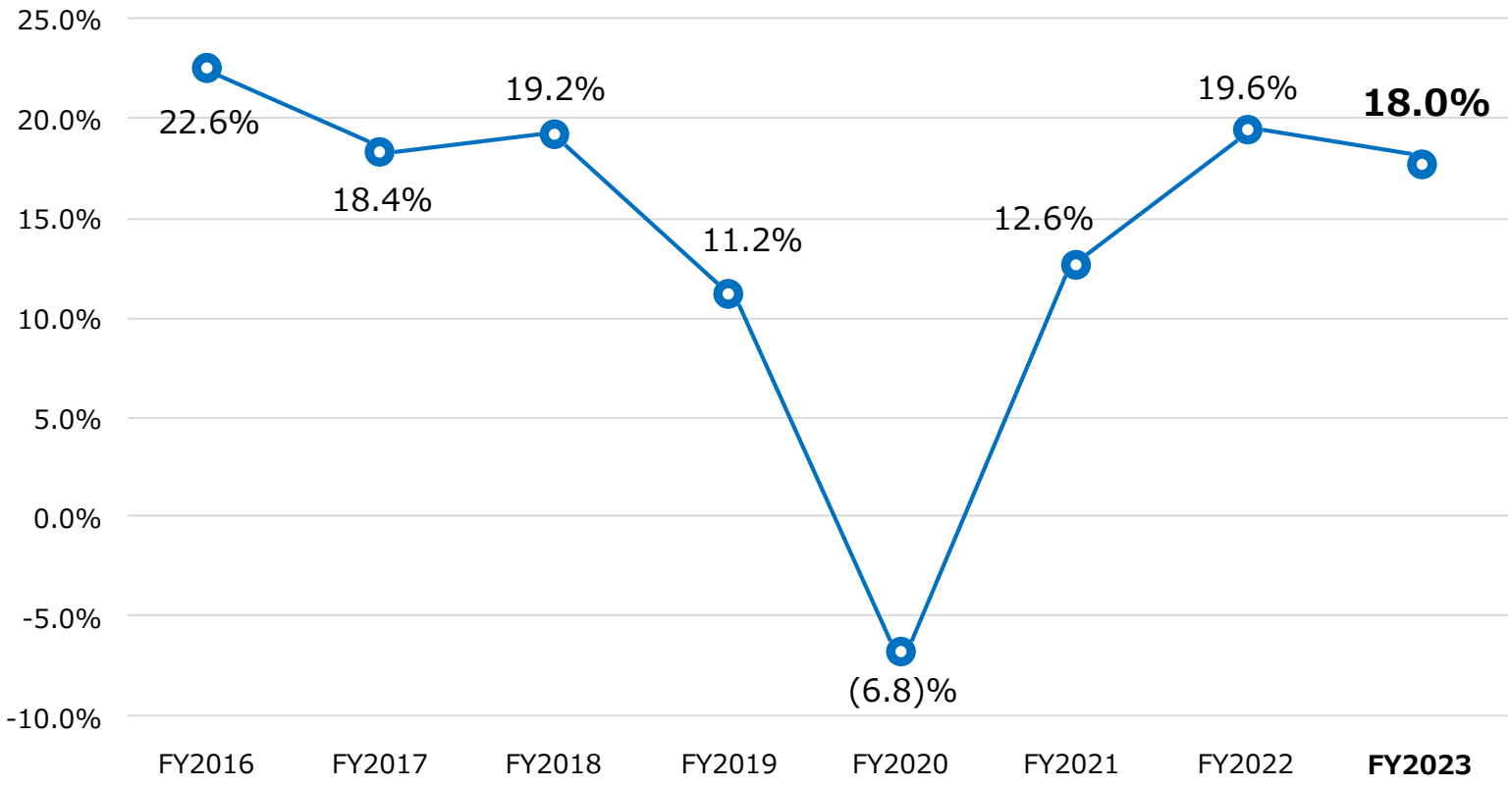

Content

1. FY2023 Results

2. Overview of Each Business Segment

3. Review of FY2023

4. FY2024 Objectives and Full-year Forecast

5. Long-term Goal

6. Appendix

Media Platform Business

Revenue remained strong in Q4 (up 18.6% year on year)
Segment profit also increased steadily (up 40.4% year on year)

Trend in revenue and profit (loss)

(Thousand yen)

	FY2020				FY2021				FY2022				FY2023			
	Q1	Q2	Q3	Q4	Q1	Q2	Q3	Q4	Q1	Q2	Q3	Q4	Q1	Q2	Q3	Q4
Revenue	193,376	234,868	321,271	303,224	336,320	382,672	532,303	562,894	618,838	656,011	695,732	758,461	811,611	845,840	849,553	899,297
Sales to external customers	191,312	232,804	318,219	299,970	336,317	382,672	532,303	562,894	618,838	656,011	695,732	758,461	811,611	845,840	849,553	899,297
Inter-segment internal sales	2,064	2,064	3,052	3,254	2	–	–	–	–	–	–	–	–	–	–	–
Segment profit (loss)	(96,111)	(51,833)	37,906	31,402	27,168	65,570	175,998	177,837	179,188	207,170	234,933	202,567	199,354	283,395	277,933	284,428

Recruitment ads services

- ✓ The services grew in both channels of direct sales (+12.1% year on year) and agencies (+71.9% year on year)

Services for design companies

- ✓ Services for design companies grew steadily overall(+5.8% year on year)

*excluding Naisoh-kenchiku.com

Various indices

- ✓ The number of registered users, operators, and job seekers also increased steadily

Media Platform Business - Trend of the Users

The number of users is increasing steadily
(up 10.5% year on year)

Trend of the Inshokuten.com registered users

* End of period

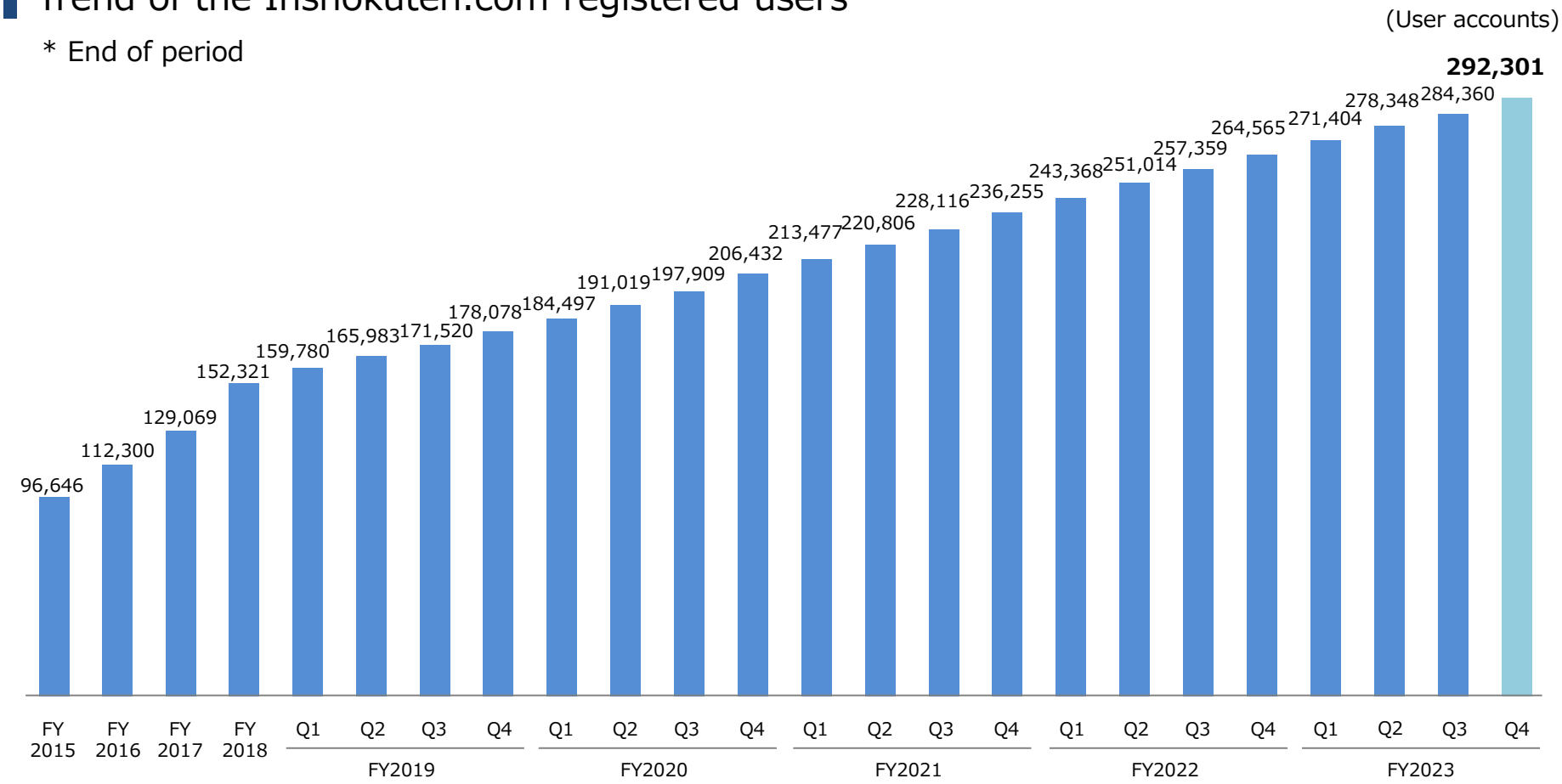

Synchro Food

Media Platform Business - Trend of the Paid Users

The number of paid users has fallen slightly (down 2.3% year on year)
Average customer spend increased due to the increase in recruitment advertising revenue (up 27.0% year on year)

Trend of the paid users

* Cumulative in the period

(User accounts)

- The actual number of paid users of recruitment advertising services increased, but the overall picture shows a little bit decrease due to the significant impact of the decrease in kitchen fixture purchase users.

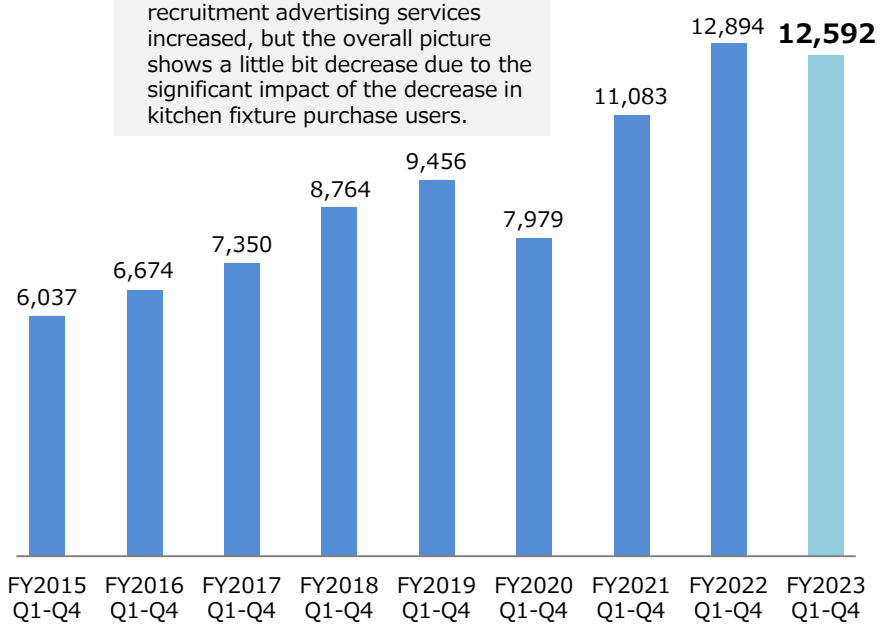

* The number of the unique users who used the paid services of Kyujin@inshokuten.com, store property search, kitchen goods purchase, Food Job Japan (started charging in September 2018 and service is currently suspended) and PlaceOrders (started charging in January 2019)

Trend of the average customer spend

* Cumulative in the period

(Yen)

- Average customer spend increased significantly due to the decrease in revenue for kitchen fixtures, which have a relatively small unit price, coupled with the increase in revenue for recruitment advertising services.

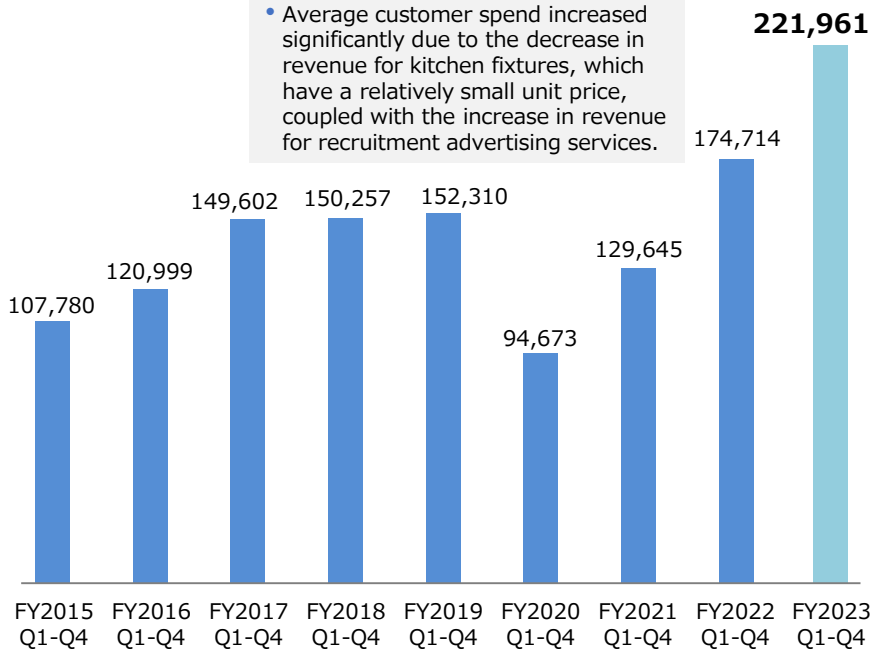

* Total spend by the paid users

Media Platform Business - Trend of the Operators and Job Seekers

The number of operators and job seekers increased steadily
(Operators: up 3.2% year on year; Job seekers: up 21.4% year on year)

Trend of the operators

* End of period

(User operators)

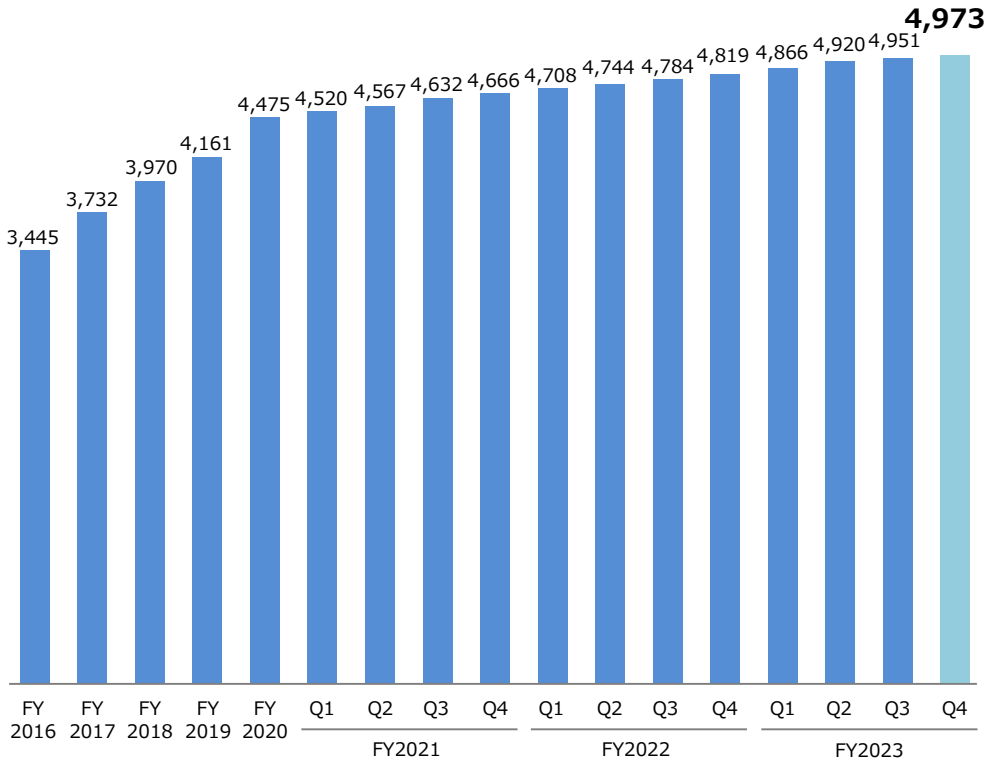

*Total of real estate companies, design companies and foodstuff purchasing companies registered as of the end of month

Trend of the job seekers

* End of period

(User accounts)

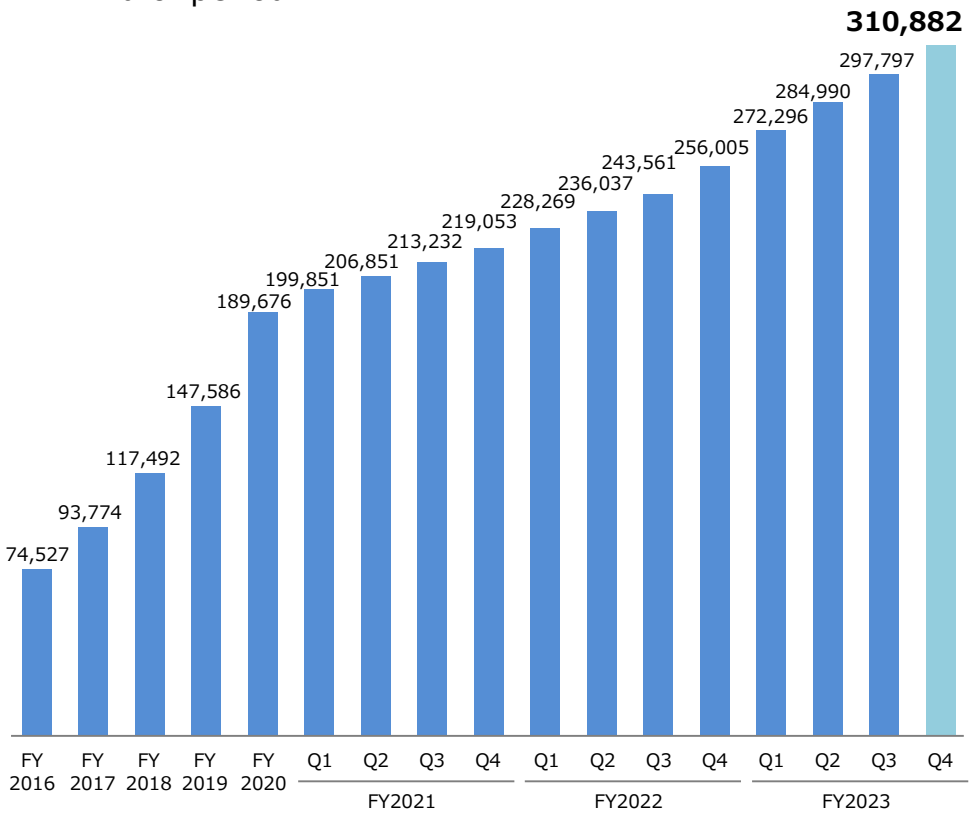

*Number of users registered with Kyujin@inshokuten as job seekers (excluding temporary member registration and withdrawal)

Synchro Food

M&A Service Business

Revenues have stagnated (down 27.0% year on year) due to delays in closing deals
Posted a segment loss due to the stagnant revenues

Trend in revenue and profit (loss)

(Thousand yen)

	FY2020				FY2021				FY2022				FY2023			
	Q1	Q2	Q3	Q4	Q1	Q2	Q3	Q4	Q1	Q2	Q3	Q4	Q1	Q2	Q3	Q4
Revenue	17,986	28,935	27,507	21,342	31,557	40,960	39,748	29,348	30,012	58,232	46,681	66,234	34,040	49,549	64,375	48,366
Sales to external customers	17,986	28,935	27,507	21,342	31,557	40,960	39,748	29,348	30,012	58,232	46,681	66,234	34,040	49,549	64,375	48,366
Inter-segment internal sales	–	–	–	–	–	–	–	–	–	–	–	–	–	–	–	–
Segment profit (loss)	(13,450)	178	(1,085)	(14,036)	343	7,957	(1,101)	(2,729)	(5,487)	22,581	9,435	25,070	(14,932)	2,688	11,983	(7,502)

M&A services

- ✓ Although deals have accumulated, revenues have stagnated due to delays in closing deals (down 36.0% year on year).

Services to facilitate fully-furnished asset transfers

- ✓ The number of inquiries on asset sale and the number of deals remained at a high level.

Others

- ✓ The Food Accounting Association and tax consultant matching service progressed steadily.

M&A Service Business – Trend of Inquiries on Assets Sale

Both M&A and fully furnished asset transfers maintained a high number of inquiries

Trend of the inquiries on assets sale (M&A)

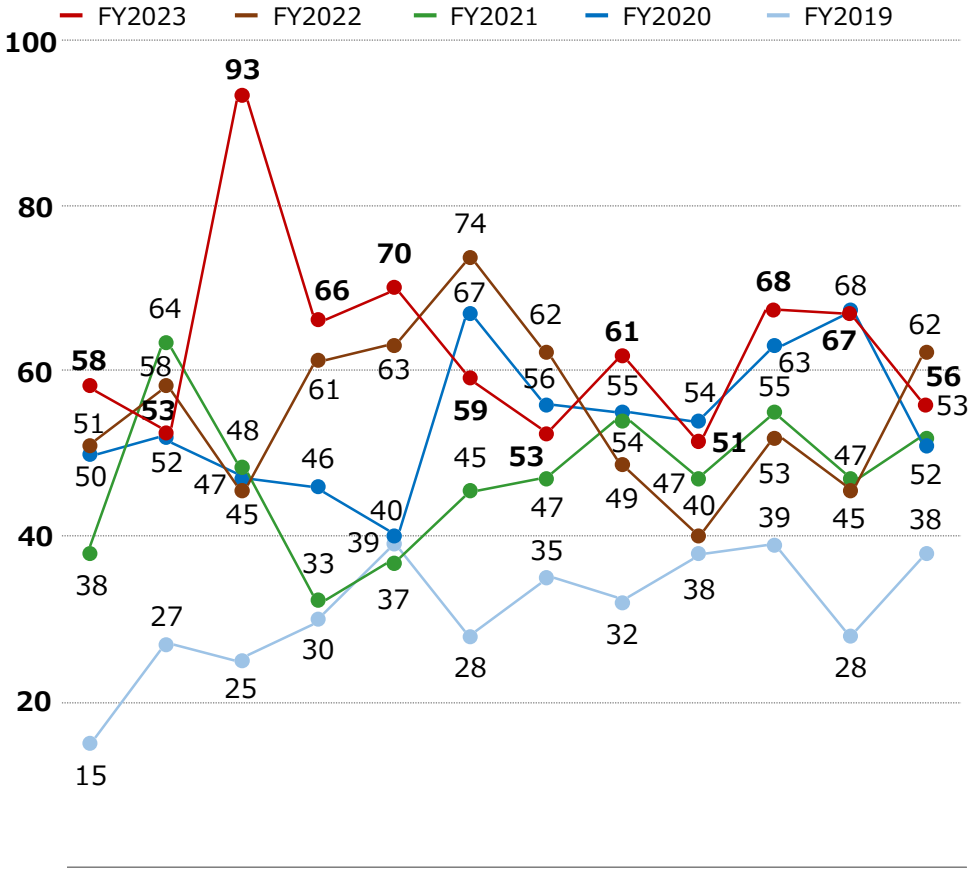

Trend of the inquiries on assets sale (fully-furnished asset transfers)

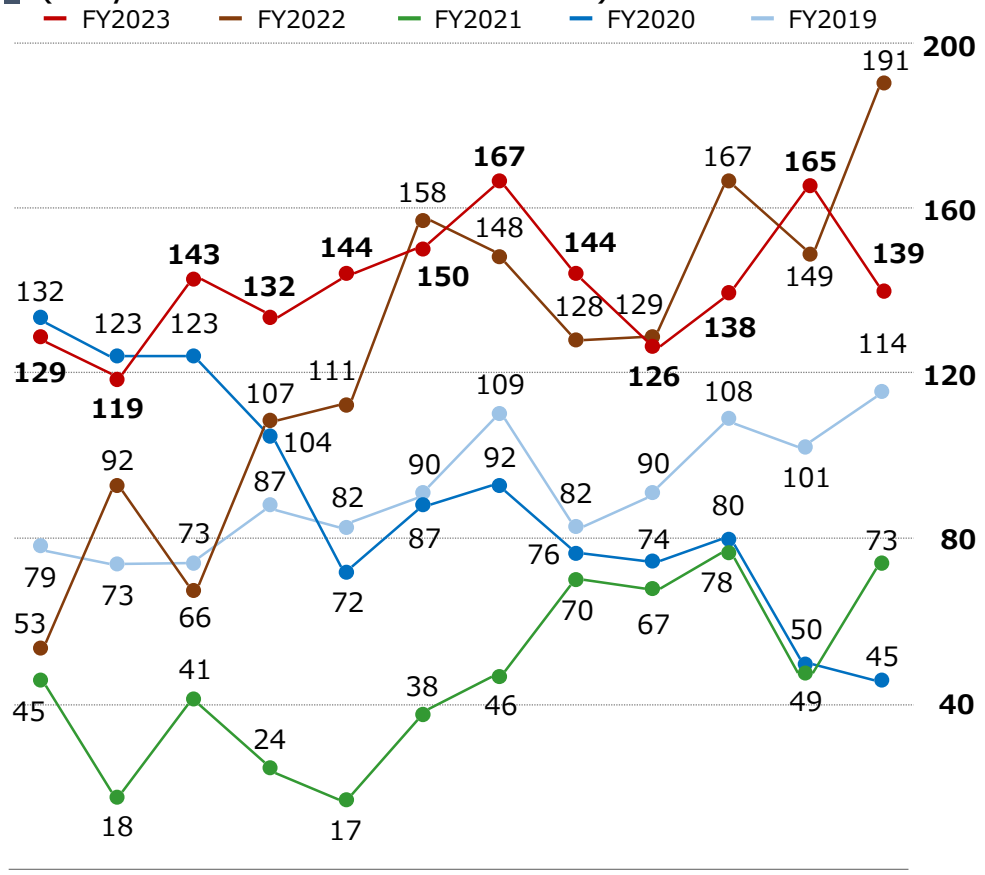

Synchro Food

Content

1. FY2023 Results
2. Overview of Each Business Segment
3. Review of FY2023
4. FY2024 Objectives and Full-year Forecast
5. Long-term Goal
6. Appendix

Result on FY2023 Objectives

M&A Services were somewhat stagnant, but proceeded according to plan overall

FY2023 Objectives*			Results	
1 Surely implement the new Medium-Term Management Plan for the initial year	Promotion of 5 Business Strategies	Offering the recruitment advertising service nationwide	Evaluation ○	✓ Direct sales: Performed well in all areas. ✓ Agencies: Number of sales personnel (unique) who have received orders increased to 242 (+29 since December 31), and number of contracted agencies is 38 (+3 since December 31).
		Expanding the platform service	Evaluation △	✓ Services for design companies were steady. ✓ Although deals have accumulated in M&A Services, revenues have stagnated due to delays in closing deals.
		Promoting and expanding the mobility service	Evaluation ○	✓ Significantly increased with 1,115 locations (unique Q1–Q4 results; +490 locations year on year) and 3,619 vehicles registered (excluding temporary registrations).
		Offering the data service using the membership platform	Evaluation ○	✓ Commenced preparations for an insurance service specialized for restaurants, scheduled for launch in the first half of FY2024.
		Expand revenue in the areas of customer attraction and job offering with the use of SNS short videos	Evaluation ○	✓ Number of recruitment postings is expanding (211 stores, +66 since December 31). ✓ A total of 210 part time job videos were created and posted in Q4 (“gourmet_baito_chan” and “puchipura_gourmet” combined).
2 Promote efforts toward dynamic growth	Formulate and promote long-term strategies and M&A strategies		Evaluation ○	✓ In March, “Nogyo Job (Agrijob),” which had been acquired by the Company on January 31, 2024, held the “Food & Agriculture Career Summit,” a joint company information event specializing in food and agriculture.
	Promote Generative AI Project		Evaluation ○	✓ Completed a feasibility study looking into the use of GPT in the property domain. Preparing to introduce it in the product.

* Source: FY2022 Financial Results Briefing Materials(announced May 12, 2023)

Status of Recruitment Advertising Service

Enhanced agency channels while expanding direct sales
Completed preparations for the expansion of revenue in FY2024

		March 31, 2023	March 31, 2024
Direct sales	Number of bases (locations)	6	6
	Number of sales personnel (persons)	44	47
Agencies	Number of contracted agencies (companies)	26	38
	Number of sales personnel who have received orders (persons)	118	242

Revenue up 24.1% (year on year)

Status of Services for Design Companies

Services for design companies achieved growth from the addition of new plans
Interior furnishing also completed PMI without any major issues

TENPODESIGN
KYUJIN@Interior

- Introduced pay-per-use model and incentive fee model in addition to pay-for-posting model
- Progressing well in the second year of implementation

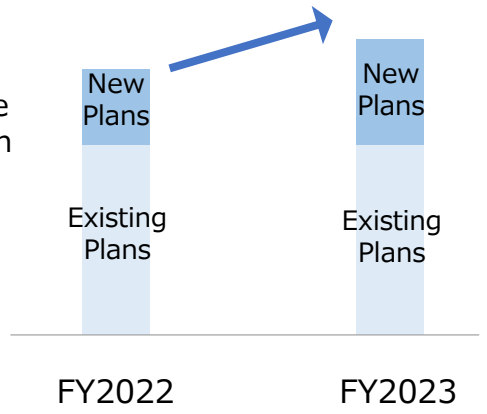

Revenue up 11.4% (year on year)

naisokenchiku.com

- Business transferred in April 2024.

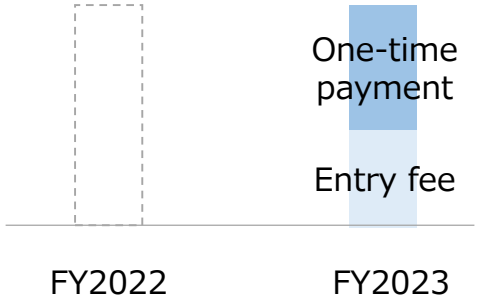

In the initial year, maintain revenue at the same level as before the business transfer

※Graphs are illustration

Status of M&A Services

Although revenue has fallen due to delays in closing standard-scale M&A deals, smaller-scale M&A lite deals (*1) have increased, and preparations have been completed for operations and systemic changes aimed at maximizing revenue.

		FY2022	FY2023
Number of inquiries on sale ※2	M&A Standard	211	182
	M&A Lite	452	573
Number of deals concretized ※2	M&A Standard	128	72
	M&A Lite	215	275
Number of advisors (persons)		6	8

Revenue down 13.4% (year on year)

✓ The number of standard-scale M&A deals decreased due to the impact of prioritizing the speedy closing of relatively small deals as M&A lite deals.

※1 “M&A lite” refers to small-scale M&A deals involving one establishment with a transfer price of 3–10 million yen, and service fee of 2 million yen.
※2 The number of inquiries on asset sale and the number of deals shown above are the value for M&A services only and do not include fully furnished asset transfer services.

Status of Mobility Service

Number of operating locations and mobile catering business operators increased significantly.
Progress is steady heading toward the launch of a subscription service
for mobile catering business operators

Changes in number of operating locations (unique; Q1-Q4 total) and number of registered vehicles

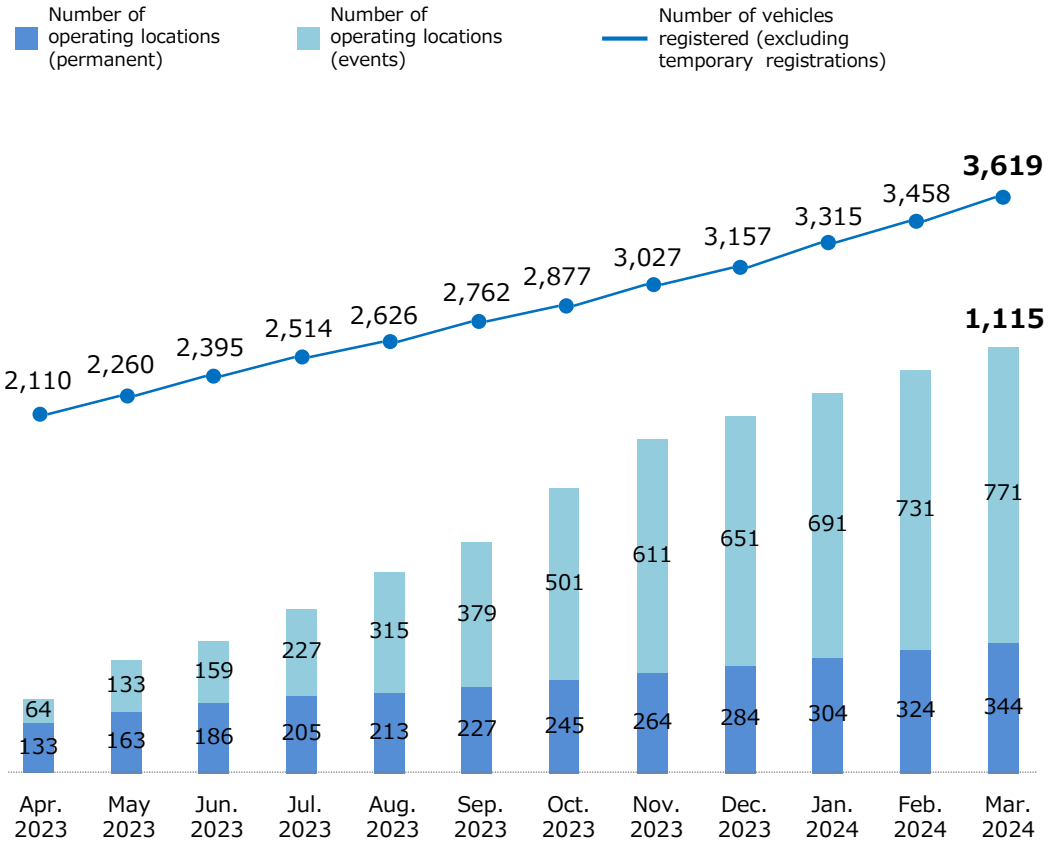

Revenue
up 71.7%
(year on year)

Number of operating locations
Up about 1.8 times
(year on year)

Number of vehicles registered
Up about 1.8 times
(year on year)

Topics: Mobility Service at “Tsurumai Park Sakura Festival 2024”

Provided support to large-scale food truck services at the “Sakura Festival 2024” held in Tsurumai Park, Nagoya.
Promote inducement to subscriber services by building a track record at large-scale events

Overview

- Event
  - ✓ Sakura Festival 2024
- Dates
  - ✓ March 15 – April 14, 2024 (1st half)
  - * 2nd half to be held from April 27–June 9
- Location
  - ✓ Nagoya City Greenery Center, Tsurumai Park

<Mobility service support>
※Aggregate, as of April 14, 2024

- No. of operational food trucks (/day/truck)
  - ✓ Around 1,200
- Food truck highest revenue (/day/truck)
  - ✓ Approx. 1.7 million yen
- No. of food trucks with revenues over 1 million yen (/day/truck)
  - ✓ 28

The Event



Daytime

Nighttime



Topics: “Food & Agriculture Career Summit,” a Joint Company Information Event Specializing in Food and Agriculture

The 11th “Food & Agriculture Career Summit” was held, targeting students who are graduating in 2025.
Aiming to make further contributions to the food and agricultural human resources market
by continuing to hold these events in the future

Overview

- Date
  - ✓ March 21, 2024
- Location
  - ✓ Hall E2, Tokyo International Forum
- Target participants
  - ✓ Approximately 450 students scheduled to graduate from colleges, graduate schools, junior colleges, technical schools, and agricultural universities in spring 2025.
- Participating companies
  - ✓ 72 leading companies in the agriculture, agribusiness and food industries
- Organizer
  - ✓ Nogyo Job (Agrijob) (Synchro Food Co., Ltd.)
- Supported by
  - ✓ Ministry of Agriculture, Forestry and Fisheries

The Event



The venue (Tokyo International Forum)



Company booths

Participant reactions

<Students>

- There are very few joint company information events focused on food and agriculture, so I could join information sessions for all the companies I'm interested in within the field of agriculture in person and felt how efficient and beneficial it was to do so.
- I was very satisfied with being able to learn about multiple companies within a single day.
- While agricultural jobs are mainly in the area of production, this event was very informative as it brought together many different aspects of the agricultural industry and offered information on all of the jobs involved.

<Exhibiting companies>

- We were able to interact with many students who have a strong passion for food and agriculture.
- Participating students showed a strong interest in the agriculture industry and listened to the explanation of our company with keen attention.
- The seated students were especially interested in livestock production, so they demonstrated a positive disposition with respect to our presentation. Students who participated in the agricultural summit have applied to work with us, so we are extremely grateful.

Content

1. FY2023 Results

2. Overview of Each Business Segment

3. Review of FY2023

4. FY2024 Objectives and Full-year Forecast

5. Long-term Goal

6. Appendix

FY2024 Objectives

Carry the final year of the medium-term management plan to completion and steadily promote initiatives for the next stage of growth

1 Fulfill the new medium-term management plan

- Steadily execute the five business strategies
- Strike a balance between executing strategic investments and efficient advertising operations
  - ✓ Allocation of resources and business expansion into new areas
  - ✓ Efficiently manage advertising expenses, keeping them at the same level as the previous fiscal year

2 Continue efforts toward dynamic growth

- Promote M&A strategy and formulate the next medium-term management plan
- Continuous promotion of generative AI projects
  - ✓ Expansion of service coverage

Initiatives in New Areas ～ Mobility Service

Subscription service is scheduled to begin in July 2024.
Aiming for further business expansion armed with an industry-first scheme

Fees paid to us by mobile catering business operators at permanent locations



- Past : Multiply the mobile catering business operator's daily sales by a ratio agreed upon for the location
- Future : Fixed monthly fee based on the plan selected

3 fixed price plans		Free	Light	Basic
Fixed monthly fee ※1		**Free**	**4,980 yen**	**9,800 yen**
Permanent location ※2	Entry	**Browse only**	○	○
	Number of stalls	–	**Up to 5 times**※4	**Limitless**
	Stall fee	–	**Free**※5	**Free**※5
Event Participation ※3	Entry	**Browse only**	○	○
	Number of stalls	–	**Limitless**	**Limitless**

※1 Price without tax included
※2 Possible locations for regular store openings (train stations, schools, supermarkets, etc.)
※3 Irregular stall locations (sporting events, festivals, exhibitions, etc.)
※4 Up to 30 times in 6 months (5 times per month is the standard)
※5 Depending on the permanent location/area, there may be additional costs paid to the recruiter (location provider) in addition to the monthly fee.

Investment Area : System development including subscription services

Initiatives in New Areas ～ a part-time job offering service using SNS short video “gourmet_baito_chan”

Aim to capture a share of the part-time job market (approximately 148 billion yen) based on the know-how and strengths gained in the first year since the service was launched in May 2023.

TikTok **Instagram** **Web**

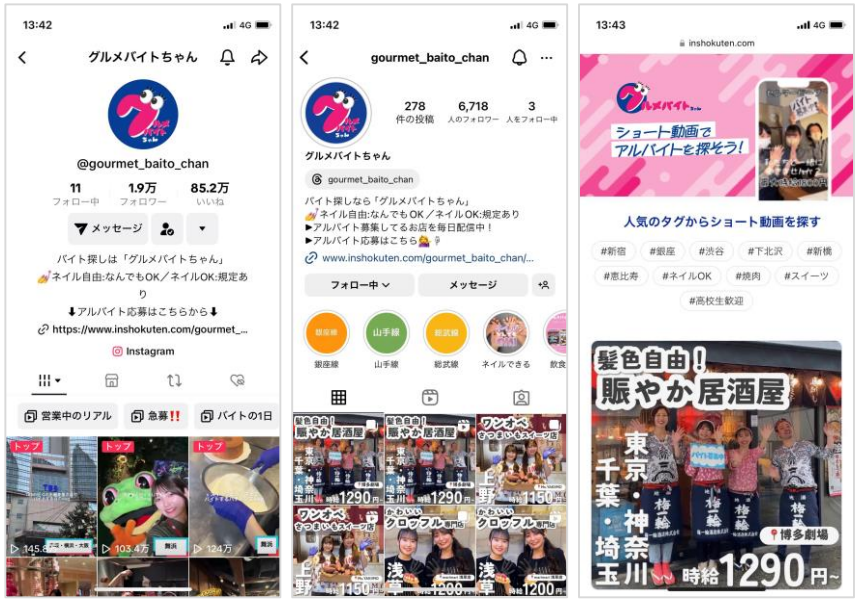

Strengths acquired through service delivery

Unparalleled exposure

- Boasts an average of approximately 120,000 views per store, making it the number one part-time job media in terms of number of views

Introduction of stores through various video expressions

- Vlog-style video is a method that mixes entertainment and part-time job advertising, and has a strong track record in terms of both number of views and application effectiveness.

Create high effectiveness in areas and business categories where existing media are not effective

※ Vlog-style : Vlog is an abbreviation of "video blog" and is a video content that records daily scenes in video. “gourmet_baito_chan” is a video blog that records videos of daily life at part-time jobs, including meals, etc.

Investment Area : Sales and video shooting/editing structure enhancement

Initiatives in New Areas ～ “Nogyo Job (Agrijob)”

Strengthening the sales structure while improving the website.
Expand business by leveraging our expertise in system development and operation of job advertising services

農業ジョブ

- Recruitment advertising
- Employment agency

Corporate joint-information-session operations for new graduates

食品・農業 就活サミット

- Improvement of the website (SEO,UI improvement) to increase the effectiveness of the application process
- Review of products and options for sale
- Strengthen sales structure
- Preparation and promotion for the “Food & Agriculture Career Summit” to be held in February 2025

Aiming to capture a larger share of the agricultural human resources market (※approx. 3 billion yen)

※ Based on the results of the 2022 survey of new farmers (Ministry of Agriculture, Forestry and Fisheries), we calculated that about 10,000 new farmers are employed every year.

Investment Area : Website improvement and sales structure enhancement

FY2024 Full-year Forecast (Consolidated)

No change in performance targets for the third year
of the medium-term management plan.
While expanding sales, we plan to further improve management efficiency and profitability to build a foundation for sustainable growth.

(Million yen)	FY2022 Actual (Consolidated)	Year on Year	FY2023 Actual (Consolidated)	Year on Year	FY2024 Forecast (Consolidated)	Year on Year
Revenue	2,930	+49.6%	3,602	+22.9%	**4,200**	**+16.6%**
Operating profit	876	+94.5%	1,038	+18.5%	**1,260**	**+21.3%**
Operating profit ratio	29.9%	+6.9pt	28.8%	(1.1pt)	**30.0%**	**+1.2pt**
Recurring profit	878	+94.0%	1,036	+18.0%	**1,260**	**+21.6%**
Net Income Attributable to Owners of Parent	628	+85.0%	704	+12.2%	**882**	**+25.1%**

Content

1. FY2023 Results

2. Overview of Each Business Segment

3. Review of FY2023

4. FY2024 Objectives and Full-year Forecast

5. Long-term Goal

6. Appendix

Our Successful Model

Established a successful business model and acquired diverse capabilities through previous business operations in the restaurant support area

What we have achieved and acquired through our business operations to date



＜ Management of media platform for restaurants ＞

- Established a business model that attracts users at low cost by hooking them with real estate property searches, and monetizes it significantly through recruitment advertisements
- Providing total services through a single integrated system by releasing services one after another through speedy system development
- Acquired product management experience and UI/UX improvement skills in a number of web matching services
- Improvement of operations, efficiency, and systems based on various data analysis, and acquisition of the ability to apply them to the transferred business
- Established the ability to thoroughly streamline and structure sales activities for retail customers (small restaurants)

Direction of Business Expansion

Aiming for long-term business growth and expansion by applying the successful model in the food and beverage area to 3 areas of human resources, real store business, and web matching media.

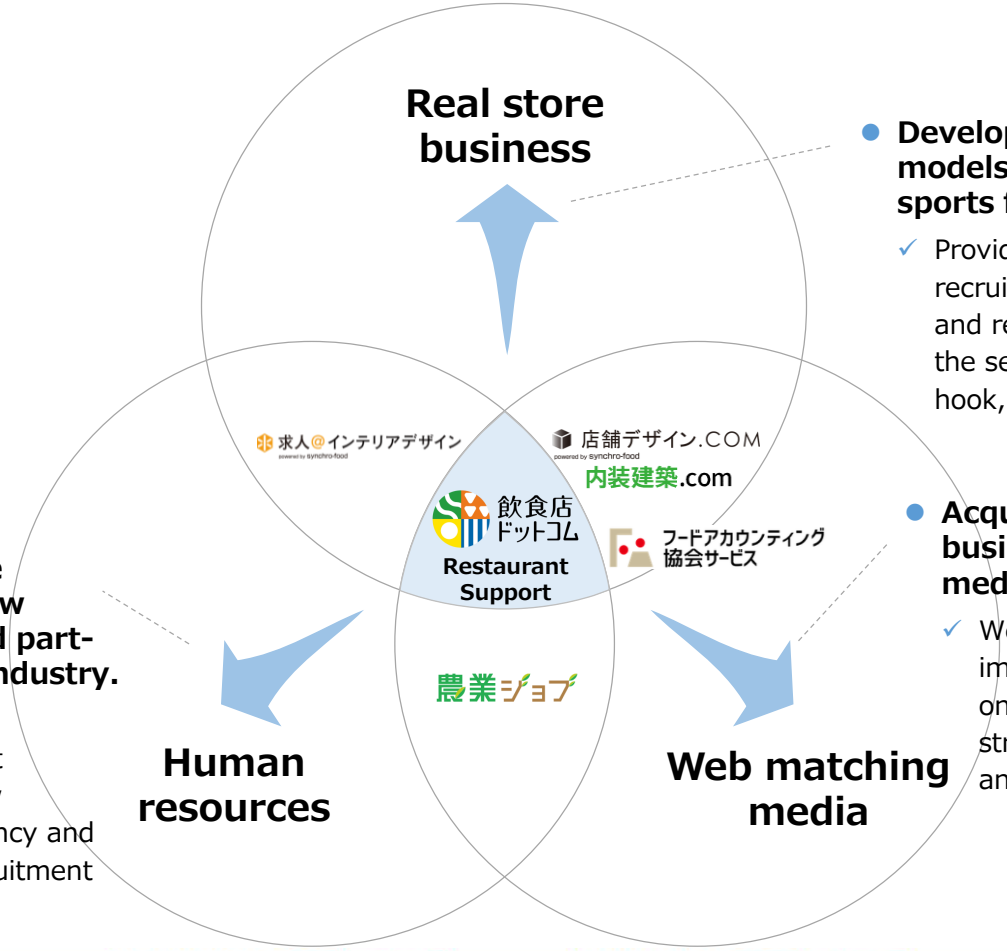

- **Developing similar business models in the clinic, beauty, and sports facility industries**
  - ✓ Providing total services such as recruitment advertisement, M&A, and removal of stores, etc., using the search for store properties as a hook, etc.

- **Providing human resource services in the areas of new graduates, mid-career and part-time work, regardless of industry.**
  - ✓ Developing SNS short video recruitment service and joint information sessions for new graduates to improve efficiency and profitability by applying recruitment advertising know-how, etc.

- **Acquiring companies and businesses in the web matching media area and create synergies**
  - ✓ Web product management, UI/UX improvement, applying know-how on business efficiency and structuring to increase sales growth and profitability, etc.

Achieving Sustainable Growth

Aiming for "10 billion yen in revenue, 3 billion yen in operating profit, and an operating margin of 30%" in the fiscal year ending March 2030.
Elaborate growth strategies for existing areas and new areas including M&A in the next mid-term management plan

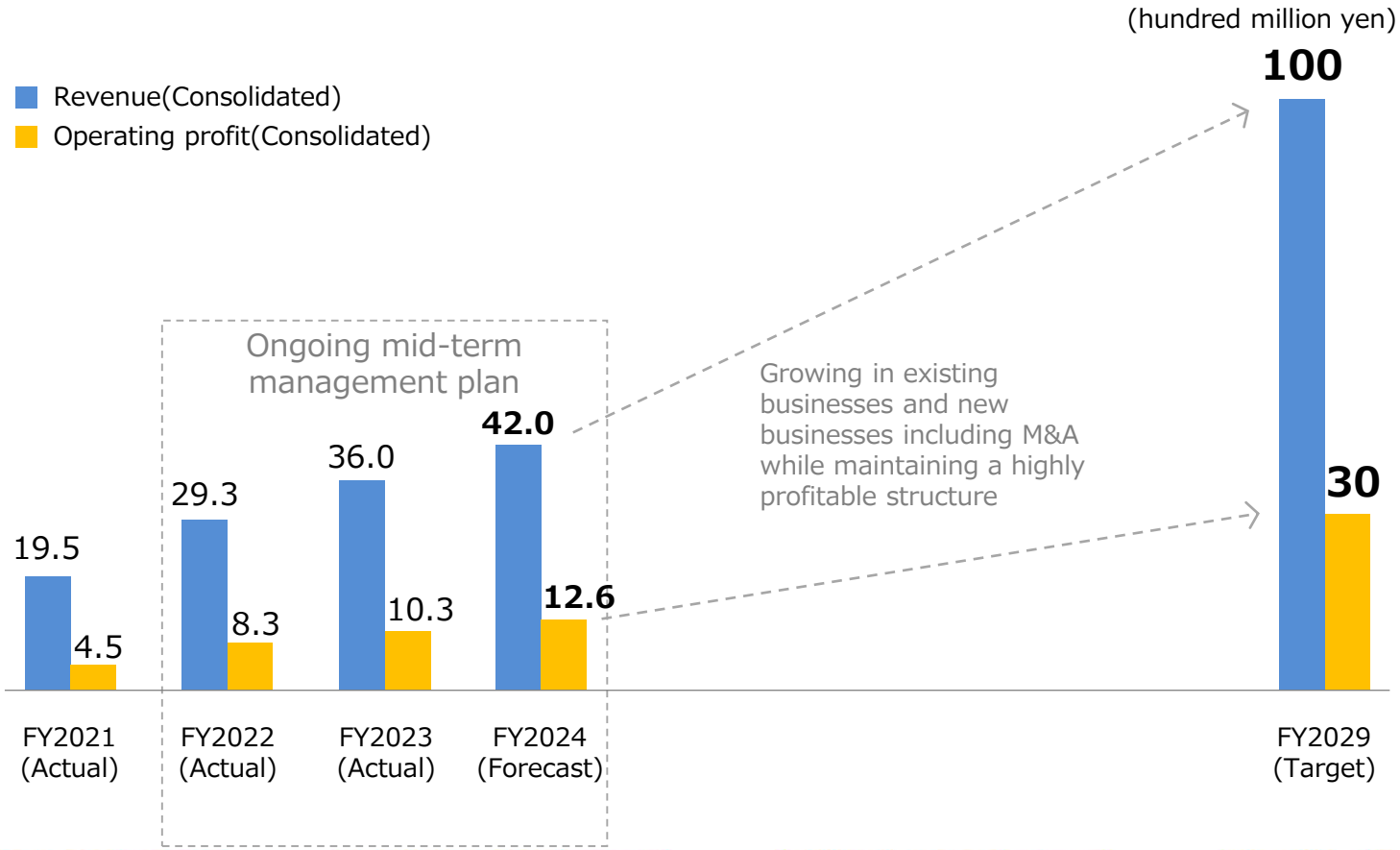

Content

1. FY2023 Results

2. Overview of Each Business Segment

3. Review of FY2023

4. FY2024 Objectives and Full-year Forecast

5. Long-term Goal

6. Appendix

Directors & Auditors

President and CEO and Chief of Operating for the Business Department

Shinichi Fujishiro

Mar.1997 Bachelor of Science and Technology, Tokyo University of Science, Tokyo, Japan
Mar.1999 Master of Interdisciplinary Graduate School of Science and Engineering, Tokyo Institute of Technology, Tokyo, Japan
Jun.1999 Joined Andersen Consulting (currently Accenture Japan Ltd)
Apr.2003 Established Synchro Food Co., Ltd. (current office)

Director & Chief of Operating for the Administrative Department

Masaki Morita

May 1999 Joined Andersen Consulting (currently Accenture Japan Ltd)
Apr.2003 Outside Director of Synchro Food Co., Ltd.
Apr.2015 Director of Synchro Food Co., Ltd. (current office)

Director & Chief of the Development Department

Shun Ohkubo

Apr.2005 Joined Mizkan Holdings Co., Ltd.
Apr.2008 Joined Synchro Food Co., Ltd.
Apr.2015 Chief of the Development Department of Synchro Food Co., Ltd.
Jun.2018 Director of Synchro Food Co., Ltd. (current office)

Outside Audit (Full time) & Supervisory Board Member

Ryuichi Makino

Outside Audit & Supervisory Board Member

Yasutomo Inoue

Outside Audit & Supervisory Board Member

Toshihide Nakayama

Director

Tsuguhiro Nakagawa

Apr.1984 Joined Recruit Co., Ltd. (currently Recruit Holdings Co., Ltd.)
Oct.1998 President of Tokai Car Sensor Co., Ltd.
Jun.1999 President of Kyushu Car Sensor Co., Ltd.
Apr.2003 President of Recruit HR Marketing Kansai Co., Ltd.
Apr.2006 Operating Officer of Recruit Co., Ltd. (currently Recruit Holdings Co., Ltd.)
Managing Executive Officer of Recruit Staffing Co., Ltd.
Oct.2012 Operating Officer of Recruit Marketing Partners Co., Ltd.
Jun.2013 Director of JCM Co., Ltd.
Oct.2014 President of Recruit Car Sensor Co., Ltd.
Apr.2016 Advisor of Recruit Marketing Partners Co., Ltd.
Jun.2017 Outside Director of Synchro Food Co., Ltd.
Director of Premium Group Co., Ltd. (current office)
Jun.2019 Director of Synchro Food Co., Ltd. (current office)

Outside director

Ryota Matsuzaki

Apr.1991 Joined The Industrial Bank of Japan, Ltd (currently Mizuho Financial Group, Inc.)
Feb.2000 Joined Rakuten, Inc.
Feb.2011 Established Thirdgear. Ltd. (current office)
Nov.2011 Member of the Board, Cloud Works Ltd.
Feb.2013 Established Kibidango, Inc. (current office)
Jan.2016 Director of Synchro Food Co., Ltd. (current office)
Sep.2019 Director of User Local, Inc. (current office)

Outside director

Mihoko Nagai

Apr.1988 Joined Shiseido Company, Limited
Oct.1988 Shiseido Institute of Beauty Sciences
Apr.2015 General Manager of the Corporate Communications Department of Shiseido Company, Limited
Jul.2019 Director and Secretary General of General Incorporated Association Japan Humanitude Association (current office)
Dec.2019 Director of Mammy Mart Corporation (current office)
Jun.2022 Director of Synchro Food Co., Ltd. (current office)
Mar.2024 Outside Audit & Supervisory Board Member of Broadleaf Co., Ltd. (current office)

History

2003	Apr	Established Synchro Food Co., Ltd.
	Sept	Started running a restaurant operations support site "Inshokuten.com”.
2005	Mar	Created a recruiting site for interior decoration companies "Tenpodesign.com”.
	Nov	Developed a recruitment information site for interior industry "Kyujin@interiordesing”.
2006	Oct	Launched a recruitment information site for food and drink industry "Kyujin@inshokuten.com”.
2007	Sept	Launched a commercial real estate purchase price assessment site "Inukijyouhou.com”.
2011	May	Launched a recruitment information site specialized in KANSAI area "Kyujin@inshokuten.com”.
2013	Sept	Added an ingredients supplier locator section to Inshokuten.com site "Shokuzaishiiresakisagashi".
2015	May	Launched WEB magazine "Foodist Media".
	Oct	Launched a property information site specialized in KANSAI area “Inshokuten.com tenpobukensagashi".
2016	Mar	Released food material order system "PlaceOrders".
	Dec	Launched a restaurant M&A support service “Inshoku M&A”.
		Launched a recruitment information site specialized in TOKAI area "Kyujin@inshokuten.com”.
2017	May	Launched a questionnaire survey system “Restaurants Research”.
	Jun	Launched a property information site specialized in TOKAI area “Inshokuten.com tenpobukensagashi".
	Sept	Launched a recruitment information site specialized in KYUSHU area "Kyujin@inshokuten.com”.
	Dec	Launched a recruitment information site specialized in HOKKAIDO and TOHOKU area "Kyujin@inshokuten.com”.
2018	Apr	Launched a recruitment information site for foreigners specialized food and drink industry “Food Job Japan”.
	Jun	Launch of facial recognition attendance management "Restaurant Staff Time Cards" smartphone app.
	Sept	Launched a property information site specialized in KYUSHU area “Inshokuten.com tenpobukensagashi".
2019	Jan	Released renewal version of food material order system "PlaceOrders“ and started charging
2020	Mar	Released an order management system for ingredients ”ReceiveOrders”.
	May	Launched a monthly subscription service “Inshokuten.com Premium”.
	Aug	Launched food truck sharing and matching website “Mobimaru”
		Launched side-job matching website “Nicoshigoto”
2021	Oct	Launched franchise comparison website “Inshoku FC Comparison”
2022	Oct	Released renewal version of scout service of recruitment information site “Kyujin@inshokuten.com”.
2023	Mar	Completed renewal of main service brands (each service name above at the time of release)
	May	Launched an SNS short video part-time job service “gourmet_baito_chan”
	Sept	Released a web edition of the SNS short video part-time job service “gourmet_baito_chan”
	Oct	Released a matching service for restaurants and accounting firms “Inshokuten.com Find Your Tax Consultant”
	Dec	Launched the “Inshokuten.com certification mark” service, in which food and beverage experts taste and evaluate products

Size of the Food Service Industry

The size of the food service industry was on an expansion trend from 2011 to 2019, but COVID-19 impact shrinked between 2020 and 2021

Trend of estimation of the food service industry market size

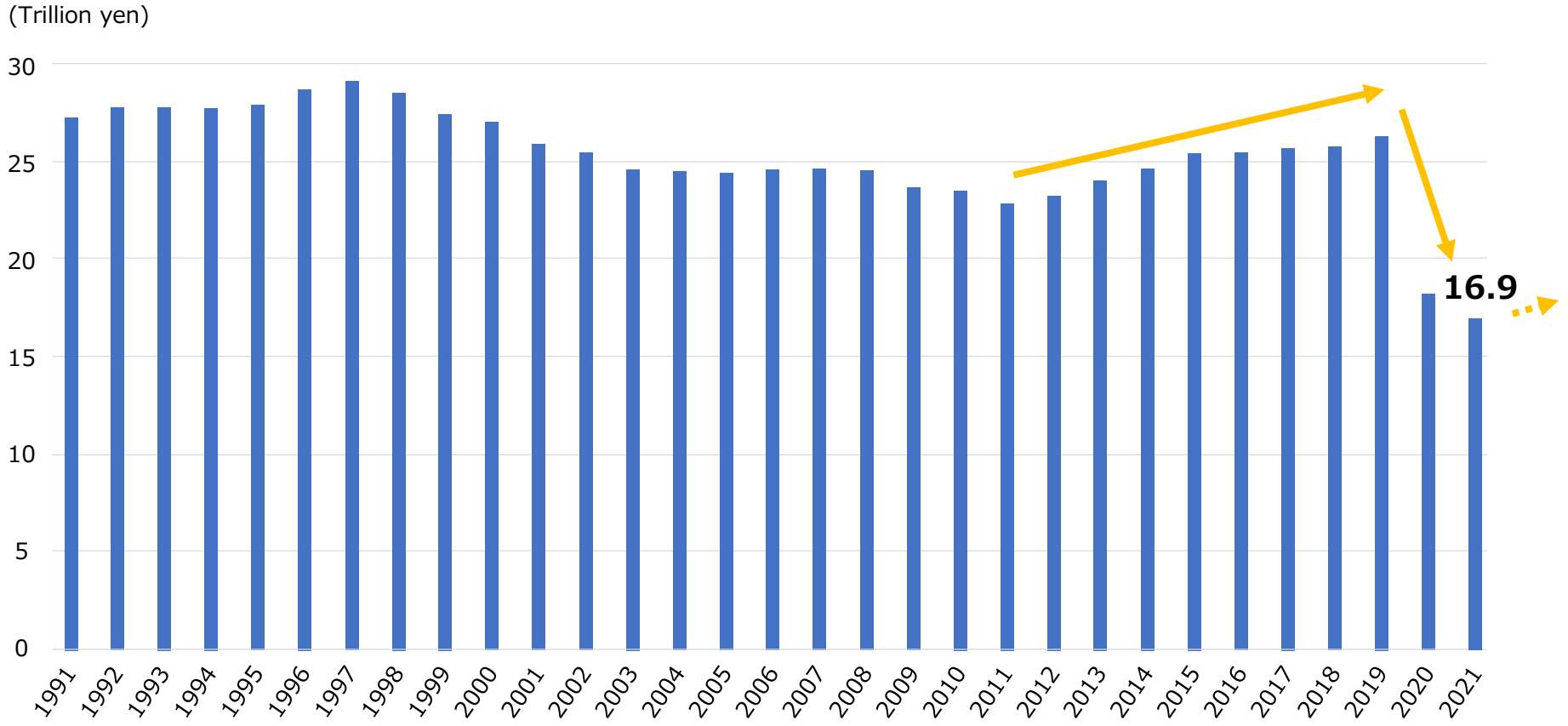

Source: “Trend of estimation of the food service industry market size” by Japan Foodservice Association

Synchro Food

The Number of Business Permits for Mobile Shop Truck

Sales operations with mobile shop trucks increased over the years, but decreased in FY2021 due to COVID-19

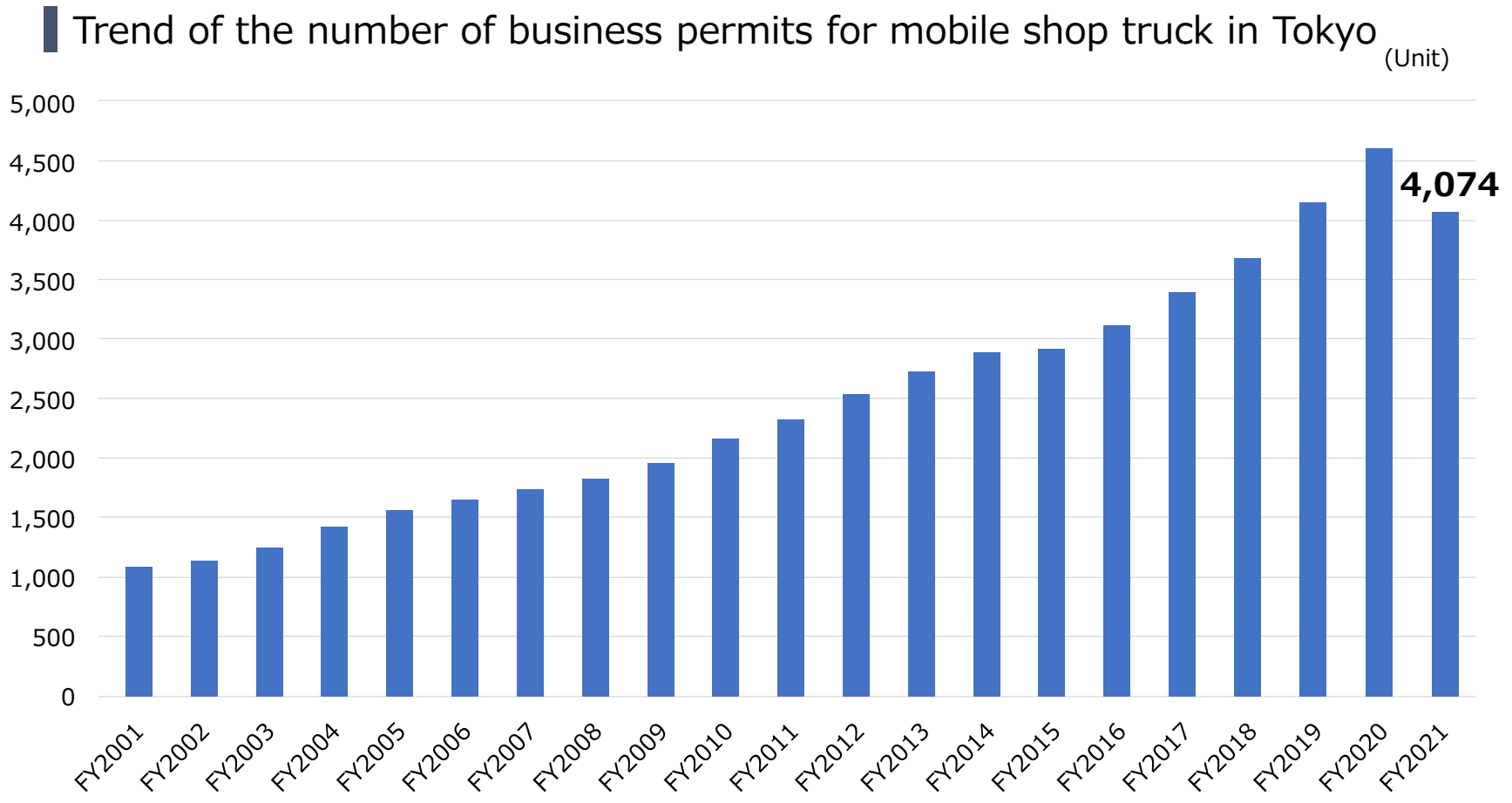

Source: “Food Hygiene-related Business Report” by Bureau of Social Welfare and Public Health, Tokyo Metropolitan Government

Stage of restaurant management

There are 4 Stages of restaurant management.

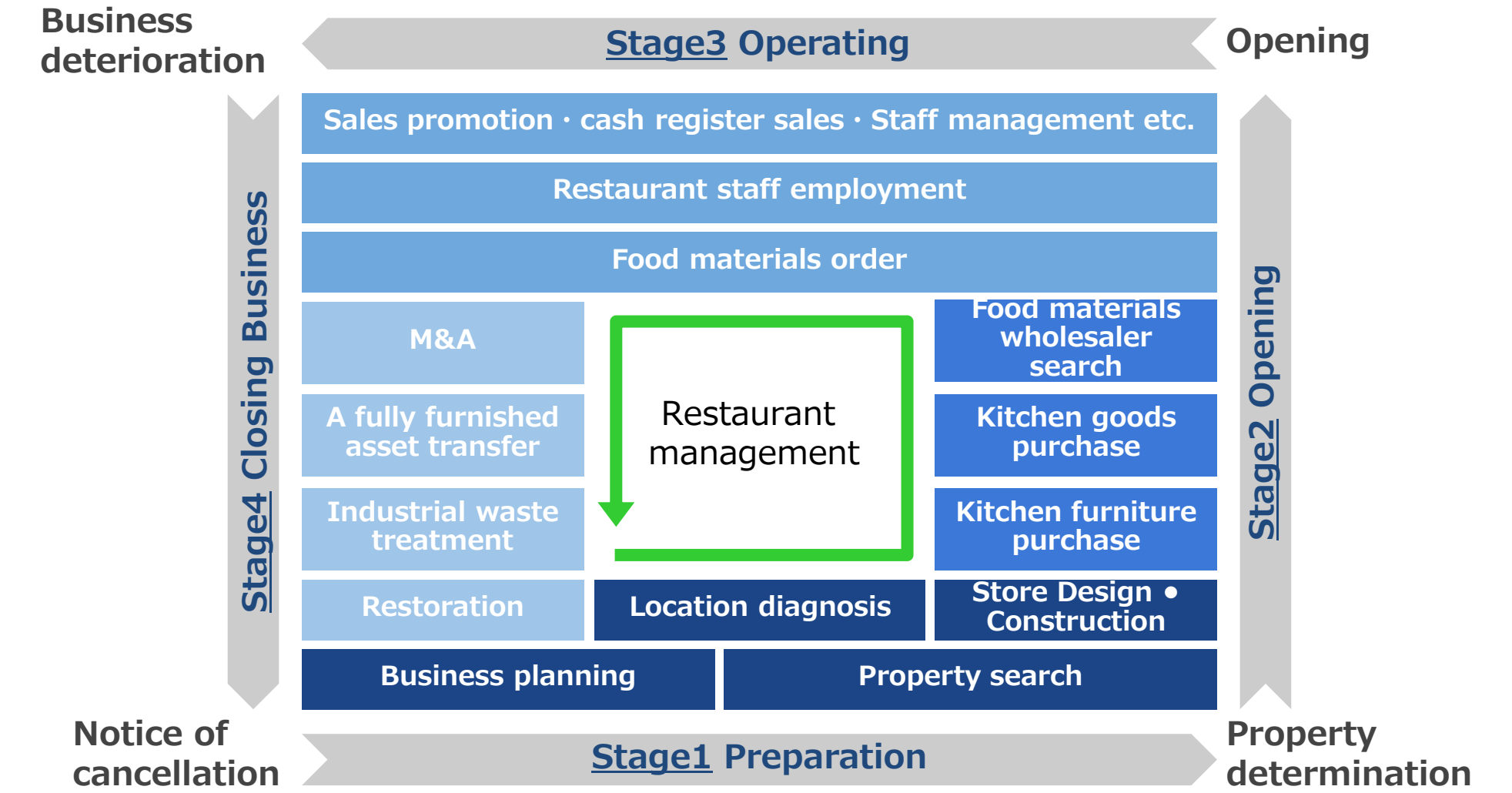

Market Recognition

There are 516,000 restaurants (retailers/chains)*1 in Japan.
36,000 restaurants*2 change location each year.

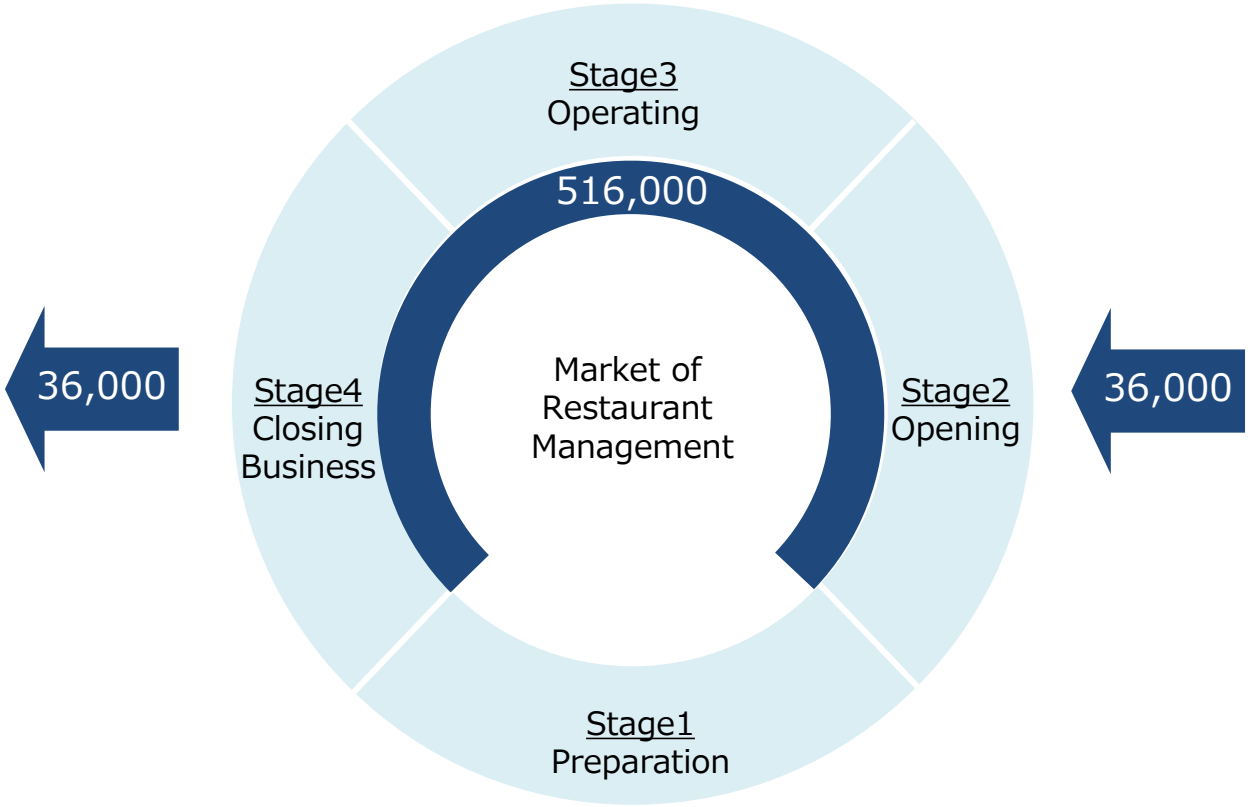

*1 Source: Ministry of Internal Affairs and Communications “economic research” 2014. (The number of business places equivalent to “bars, cabarets and nightclubs” are excluded.)
*2 Calculated based on the new and closed business places in the above “economic research” 2014.

Our Internet Media Business (1/3)

INSHOKUTEN.COM

INSHOKUTEN.COM provides a one-stop service used for restaurant preparation, opening and operation. Some examples include providing information on store properties, kitchen fixtures, food suppliers, and the recruitment of management, etc.

Users can use services required for restaurant opening and operation such as purchasing of store properties, food materials and kitchen fixtures for free (some of the services are charged).



KYUJIN INSHOKUTEN.COM

KYUJIN INSHOKUTEN.COM provides specialized job offering services to accommodate the recruitment needs of restaurants. It focuses mainly in the Kanto and Kansai areas, with full time employees specialized in food and drink, as well as a part-time job recruiting information site.

Restaurant owners can post job information on the website for a fee. Job seekers can view the job information and apply for jobs for free.



INSHOKUTEN.COMSHIRESAKISAGASHI

INSHOKUTEN.COM offers food suppliers who are looking to sell food and drink, with food buyers who are in the market to purchase commercial food ingredients and alcohol.

Food buyers can post information on their company and products they handle and respond to matching requests from food suppliers by registering on this website. Food suppliers can search for food buyers' information and use matching services for free.



Our Internet Media Business (2/3)

PlaceOrders

PlaceOrders is a web-ordering service dedicated to restaurants and provided by INSHOKUTEN.COM.

Users can send a purchase order that is automatically converted for FAX or e-mail to food buyers who are in the market to purchase food ingredients and alcohol by just sending order information from a smartphone. They can also check order history on the smartphone. All the services are available for free.



TENPODESIGN.COM

TENPODESIGN.COM is a service providing information on interior service providers that design and construct stores, to users who are planning to open or refurbish stores.

Interior service providers can post information on their past construction work and respond to matching requests of design and construction from users by registering on this website for a fee. Users can search for interior service providers' information and use matching services for free.



INSHOKUTEN.COM Journal

INSHOKUTEN.COM Journal distributes media distributing important food and drink trends and information to various people involved in the food industry.

The articles posted on the media were written by writers exclusive to the Company. All the articles on the media are available for free for users and others.



Our Internet Media Business (3/3)

Restaurant M&A Service by Inshokuten.com

Restaurant M&A Service by Inshokuten.com offers a platform for restaurant M&As and business transfers.

Buyers who want to purchase a business or restaurant can receive information they want by registering on this website. Those who want to sell their business can estimate selling prices with the online assessment service on the website and receive consultation on selling for free. Sellers can also use “self-plan,” in which they register their selling information and directly contact those who want to purchase their business.



INSHOKUTEN.COM Restaurants Research

Restaurants Research conducts various questionnaire surveys to the users on restaurant management and discloses their results and related reports. Users can view the disclosed information to utilize as a tip for their store management.

Business owners such as food and beverage makers can conduct restaurant surveys and research to use their results for the development of food or beverages and for understanding the needs when creating a plan for restaurants.



INSHOKUTEN.COM FC (Franchise) Comparison

FC Comparison is a website to match restaurants owners/those who plan to open a store with franchise business headquarters.

Information on many brands specialized in delivery and to-go orders has been placed on the website, in addition to conventional franchise outlets. You can look for excellent brands, by organizing and comparing diverse information on franchise brands.



Business Model

We provide “end-to-end” restaurant management services.



Our Strengths

Our advantages include Uniqueness • Profitability • Stability.

1 Uniqueness

- ✓ A proprietary and consistent platform for the management cycle of restaurants
- ✓ Migration effect due to total service

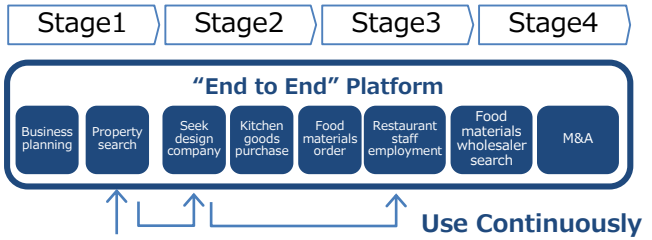

2 Profitability

- ✓ Users can be obtained from various channels, thus user acquisition cost is low
- ✓ Combined with our monthly billing model, we achieve a high profit margin



3 Stability

- ✓ Multi-point-monetization earns revenue from both users / business owners
- ✓ Multiple monetization channels are available even when the economy is stagnant (deliver a fully furnished asset, M&A)

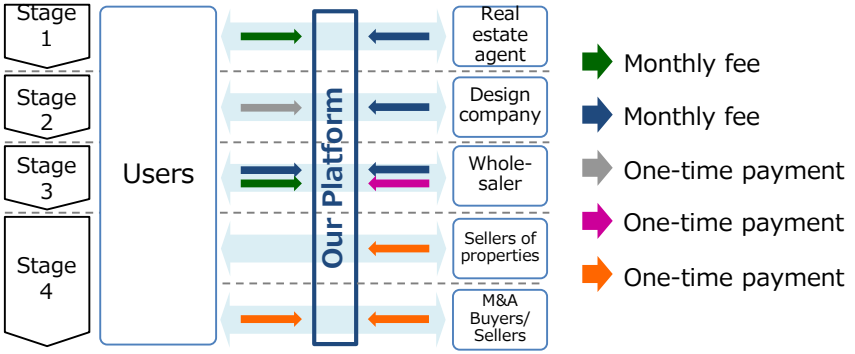

Updates in Performance Targets

※Announced on May 12, 2023, updated mid-term management plan.
※Furthermore, actual results for the fiscal year ending March 31, 2024 are updated.

Revised the second- and third-year plans in the Medium-Term Management Plan, given the significant progress of achievement made in FY2022
(*Net income for FY2024 will sufficiently satisfy the Continued Listing Criteria for Prime Market)

	Performance targets upon announcement of the Plan			New performance targets				
(Million yen)	FY2022	FY2023	FY2024	FY2022 (Results)	FY2023 (Results)	Year on Year	FY2024	Year on Year
Revenue	2,300	2,600	3,000	2,930	3,602	+22.9%	4,200	+16.6%
Operating profit	470	585	750	876	1,038	+18.5%	1,260	+21.3%
Operating profit ratio	20.4%	22.5%	25.0%	29.9%	28.8%	(1.1pt)	30.0%	+1.2pt
Recurring profit	470	585	750	878	1,036	+18.0%	1,260	+21.6%
Net Income Attributable to Owners of Parent	340	415	532	628	704	+12.2%	882	+25.1%

*As announced in "Notice concerning progress based on plan for fulfilling continued listing criteria" on June 23, 2023, we have set a theoretical PER (Price Earnings Ratio) of 50.1 times for the past three fiscal years, and we recognize that profit attributable to owners of parent of ¥880 million for the fiscal year ending March 31, 2025 is a theoretical value that would result in a total stock market value of ¥44,000 million and tradable share market cap. of ¥22,500 million.

※Announced on May 12, 2023, updated mid-term management plan.

Updates in Business Strategies

The initial four Business Strategies remain unchanged
Newly add SNS video business, which was proven highly potential

			Target revenue for FY2024※1	Status of business in FY2022 and directions	Target revenue for FY2024※2	Comparison
Enhancement and expansion of existing core businesses	Offering the recruitment advertising service nationwide		2,000 million yen	• Performance is steadily expanding, leaving enough room for growth • Strategies remain unchanged	3,050 million yen	+52.5% ↑
	Expanding the platform service	For design companies	200 million yen	• Plan change/addition are steady • Strategies remain unchanged	250 million yen	+25.0% ↑
		M&A service	250 million yen	• Despite a delay in closing deals, steadily progressed on a full-year basis • Strategies remain unchanged	250 million yen	Unchanged →
Challenges to new fields	Promoting and expanding the mobility service		300 million yen	• Number of both operating locations and vehicles registered are increasing • Strategies remain unchanged	300 million yen	Unchanged →
	Offering the data service using the membership platform		200 million yen	• Failed to release a new service • Strategies remain unchanged; Continue trial and error	200 million yen	Unchanged →
NEW				• Verified customer attracting/ recruitment support business using SNS video • Confirmed the advantage and potential	100 million yen	–

※1 Source: FY2021 Financial Results Briefing Materials (announced May 13, 2022)
※2 In addition to 4,150 million yen of total revenue in relation to the business strategies (1) to (5), PlaceOrders, Inshokuten Premium, real estate properties, and Kitchen goods (EC) are included

※Announced on May 12, 2023, updated mid-term management plan.

Updates in Market Size

With the addition of a Business Strategy, tap into a customer attraction area with the largest market size

Add a part-time job offering area for major restaurant companies that has been out of reach

	Market size※1	Ideas behind the updates		New market size	
Recruitment ads service area	**21 billion yen**	• Reviewed the calculation method to a one based on restaurant companies' budgets for job advertising on media※2, from the method based on a denominator of stores with 5 or more and less than 1,000 permanent employees and with a numerator of the annual unique number of stores posted on our service		**58 billion yen**	SAM
Platform service area	**3 billion yen**	For design companies	• Reviewed based on budget hearing by client size and on our share in the number of design companies/ architectural design companies※3	**2.5 billion yen**	SAM
		M&A service	• Reviewed considering the increasing trend in the annual number of deals in small M&A market, including business successions ※4	**2 billion yen**	SAM
Data service area	**64 billion yen**	• Unchanged		**64 billion yen**	TAM
Mobility service area	**–** (Not estimable)	• Unchanged		**–**	
SNS video area	**–**	Part-time job offering	• Enter the part-time employment market targeting all restaurant companies, including major ones	**143 billion yen ※2**	TAM
		Customer attraction	• Enter the market with customer attraction services by influencers matching	**508 billion yen ※5**	TAM

※1 Source: FY2021 Financial Results Briefing Materials (announced May 13, 2022)
※2 Calculated by the Company based on information posted by job advertising media companies for full-time and part-time employment market from January 2022 to December 2022 (offered by FROG Co., Ltd.)
※3 Calculated by the Company based on the number of design companies/architectural design companies in 2016 Economic Census for Business Activity
※4 Calculated by the Company based on M&A trend survey for January-December 2022 by RECOFDATA Corporation and financial results briefing materials of major listed M&A service companies
※5 Assumed about 3% in the market size for FY2020 published in "Trend of estimation of the food service industry market size" by Japan Foodservice Association

TAM : Total Addressable Market
SAM : Serviceable Available Market

Financial Policy

Set an ROE target for a medium-to long-term as a new management indicator
Promote business considering the balance between growth investment and shareholder returns

Mid-to long-term ROE target

25%

Growth investment

- **Investment to expand existing businesses**
- **Investment to study/promote new businesses**
- **Investment in M&A and business alliance**

Shareholder returns (internal reserves after growth investment shown above)

- **Acquisition of treasury shares**
- **Dividends**

Year-end Dividend (First Dividend Distribution)

※Figures updated according to the figures for the fiscal year ending March 31, 2024

We plan to pay out a year-end dividend as we have concluded that we are fully capable of consistently returning profit to our shareholders while also prioritizing growth investment for business expansion.

* See Notice of Revision of Dividend Forecast for the Fiscal Year Ending March 31, 2024 (First Dividend)" released on November 13, 2023

	FY2022 (Fiscal year ended March 31, 2023)	FY2023 (Fiscal year ending March 31, 2024)
Record date	–	**March 31, 2024**
Dividend per share	–	**10.00 yen** (Ordinary dividend: 5.00 yen) (Commemorative dividend: 5.00 yen)
Basic earnings per share	–	**26.39 yen**
Payout ratio	–	**37.9%**
Total dividend	–	**268 million yen**

* Dividend payout ratio and total dividends are calculated based on the number of outstanding shares and treasury stock as of September 30, 2023, and net income attributable to shareholders of the parent company in the forecast for the fiscal year ending March 31, 2024.

- ✓ We will pay a commemorative dividend in addition to an ordinary dividend in commemoration of the Company's 20th anniversary.
- ✓ We intend to regularly pay out dividends in the future while taking into consideration the financial results of each fiscal year.

Basic Policy of the New Medium-Term Management Plan and Business Strategies * Announced on May 13, 2022.

※Added Business Strategy

Basic Policy	**Enhance and expand the existing core businesses, and continue to take on challenges to new fields toward new growth, in order to further improve our corporate value.**
Business Strategies	Enhancement and expansion of existing core businesses **(1) Offer the recruitment advertising service nationwide.** **(2) Expand the platform service.** Challenges to new fields **(3) Promote and expand the mobility service.** **(4) Offer the data service using the membership platform.** **(5) Expand revenue in the areas of customer attraction and job offering with the use of SNS videos.**

Business Strategy (1) Offering the recruitment advertising service nationwide

*A performance target and figures updated

- The Tokyo metropolitan area and suburban cities have significant potential for growth.
  - ✓ Accelerate the national rollout while optimizing channel policies of direct sales and agencies by establishing bases in addition to present bases in Tokyo, Osaka, and Nagoya.
  - ✓ Take into account a balance of fixed cost (direct sales) and variable cost (agencies).

Service in Stage 3

Service in Stages 1, 2, 4

Other

Market shares in primary areas

	FY2022	FY2023
Nationwide	10.7%	11.4%
Tokyo	31.8%	33.8%
Osaka	17.3%	16.8%
Aichi	8.1%	8.3%
Kanagawa	17.9%	18.9%
Fukuoka	7.1%	8.5%
Hyogo	11.2%	9.5%
Hokkaido	1.9%	3.8%

※Provisionally calculated by the Company with a denominator of stores with 5 or more and less than 1,000 permanent employees and with a numerator of the annual unique number of stores posted, based on Unincorporated Enterprise Survey (2018, Ministry of Internal Affairs and Communications).

Direct sales

- Expand in areas where a market is large and it is possible to obtain customers efficiently.
- Launch direct sales bases in Fukuoka, Yokohama, and Sapporo to accelerate sales.

Agencies

- Exclusive agencies and non-exclusive agencies offer services respectively in center areas of major cities and in peripheral areas of major cities.
- Further increase the number of sales personnel, and improve unit prices of orders.

Revenue for FY2024

3,050 million yen

*A performance target and figures updated

Business Strategy (2) Expanding the platform service

- Even in the COVID-19 catastrophe, the number of registered members for opening new stores is increasing.
  - ✓ Many inquiries on services for opening business such as searching design companies have been constantly received.
  - ✓ As the numbers of inquiries on assets sale and inquiries on succession are increasing, the M&A Service has potential for expanding sales by enhancing advisors.

Service in Stage 3

Service in Stages 1, 2, 4

Other

		Revenue for FY2024
Expanding services for design companies	● Increasing chances for profit with plan changing ✓ Searching design companies: introduction of pay-per-use system, Interior job seeking: introduction of incentive fee model Monthly subscription ➡ Monthly subscription + Matching pay-per-use	**250 million yen**
Enhancing M&A Service and Fully Furnished Asset Transfers	● Securing more orders by enhancing Web marketing ✓ Improving contents, holding seminars for members, increasing partner FAs and real estate companies ● Expanding revenue by further enhancing the advisor system including partner FAs and improving the closing rate	**250 million yen**

※An item updated

Business Strategy (3) Promoting and expanding the mobility service

- The number of inquiries on the mobility service has increased as the food and drink businesses are more diversifying.
  - ✓ Expanding profits with automatic matching of locations with mobile catering business operators, as well as transformation to the industry's first subscription model
  - ✓ Expanding mobile stores as "movable asset" (Providing locations to open a store as a sales window for various store businesses)

Service in Stage 3

Service in Stages 1, 2, 4

Other

What we are aiming at

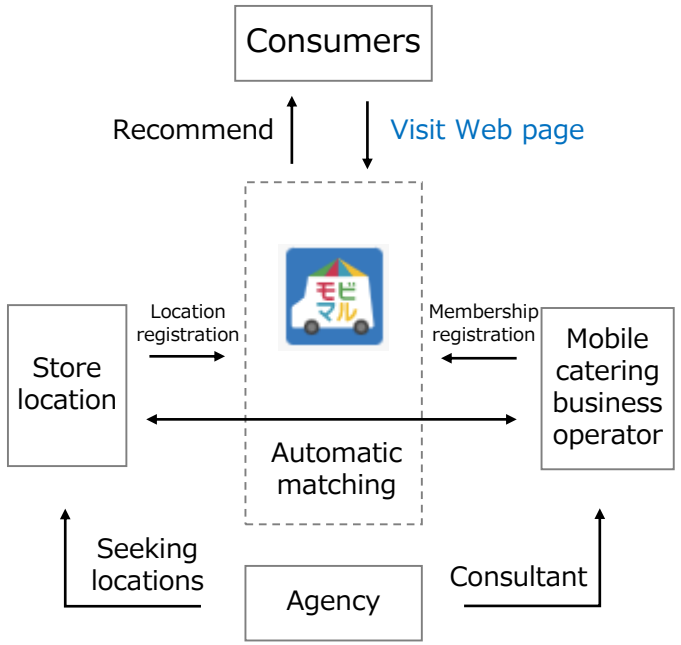

Store location

Permanent location
- Increase permanent locations by using agencies, accelerate nationwide rollout

Event
- Promote nationwide sales activities based on achievements such as the event at Makuhari Messe and sports/SDGs events

Mobile catering business operator
- Provide the automatic matching service, Introduce the subscription model
- Increase mobile stores

Consumers
- Announce to neighborhood and Promote website visits

Revenue for FY2024

300 million yen

Business Strategy (4) Offering the data service using the membership platform (1/2)

※Figures updated

- In approaches to restaurants, there are issues on both sides of restaurants and companies related to food and drink.
  - ✓ "Inshokuten.com", a membership platform with over 290,000 user accounts, has a significant value in mediation.

Service in Stage 3

Service in Stages 1, 2, 4

Other

Issues in approaches to restaurants

1. Opportunities of receiving suggestions on food materials and menus from wholesalers decreased.
2. It is difficult to select a certain IT tool, infrastructure, and payment device, etc. from among myriad products and services.

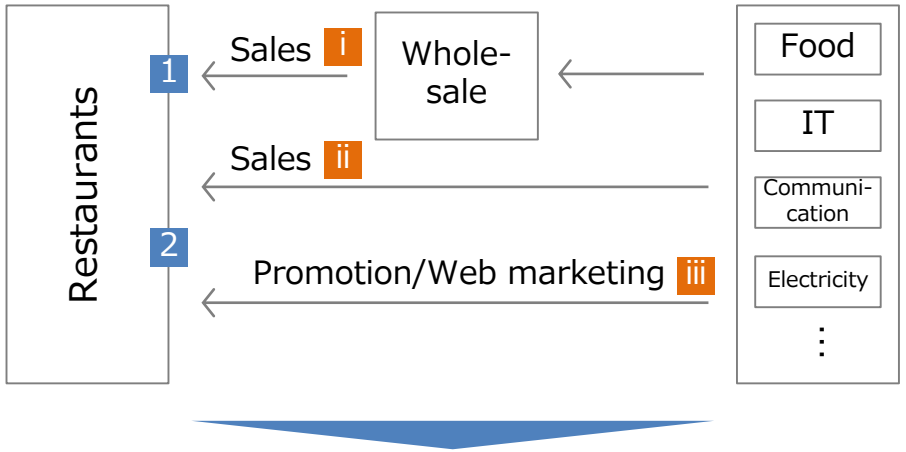

i. On the back of staffing shortage and soaring raw material costs, operations of wholesalers were streamlined, and thus, their resources to seek small-sized stores decreased.

ii. In case of direct sales, if a product is not a high-priced one, sales efficiency is low, and therefore, enough sales staff cannot be deployed.

iii. There are not established methods of promotion and marketing for restaurants, and not many media to place advertisements.

Strengths of Inshokuten.com

- **Restaurant owners' network with over 290,000 user accounts**
  - ✓ As there are many people and decision-makers planning to open a restaurant, the number of members has been continuously increasing.
- **A good record as a platform provider**
  - ✓ Providing various services, including proprietary and other companies' ones, with fairness for many years.

Business Strategy (4) Offering the data service using the membership platform (2/2)

- Through the data service, providing to restaurants opportunities to select products and services, and to companies related to food and drink opportunities of direct sales promotion for restaurants.
  - ✓ Restaurants: possible to efficiently select optimal products and services
  - ✓ Companies related to food and drink: possible to directly conduct sales promotion/marketing for restaurants

Service in Stage 3

Service in Stages 1, 2, 4

Other

What we are aiming at

The data service provides benefits to both restaurants and companies related to food and drink

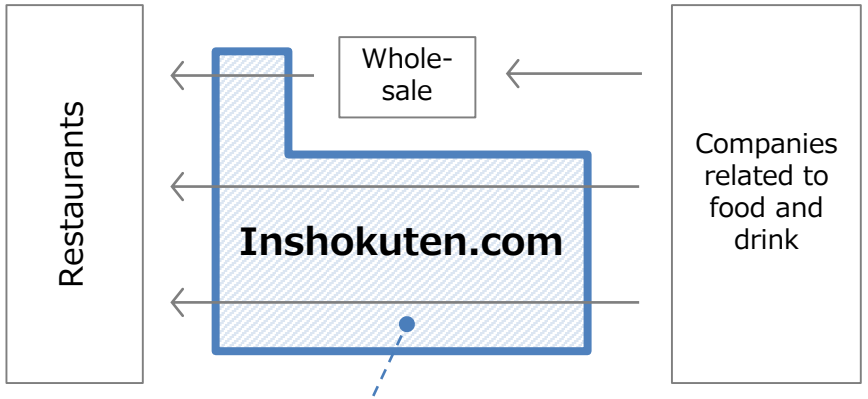

Annual revenue from products for restaurants in companies related to food and drink including wholesalers amounts to **approx. 8 trillion yen**.*
Expenses for advertising and sales promotion for that are targeted

Mail Promotion / Research	● With an increase of the number of members, membership value improves, and agencies enhance sales channels.
Comparison service	● Horizontally developing the comparison service of POS registers/franchises to other domains
Becoming a media	● Inshokuten.com becomes a media to provide more sales promotion means including placing advertisements.

Revenue for FY2024

200 million yen

*Provisionally calculated by the Company based on the estimation of food-service industry market size (August 2020, Japan Foodservice Association)

Business strategy (5) : Expand revenue in the areas of customer attraction and job offering with the use of SNS short videos (1/2)

Conducted a market research on SNS short videos from 2021 to verify feasibility
Start a part-time job offering service using SNS short video at full scale

※ See "Launch of "gourmet_baito_chan" an SNS short video part-time job service" published on May 12, 2023

Background

- Centering on Generation Z, people are getting more information from short videos such as TikTok and Instagram Reels, shifting away from text-based information
- Its impact on business gradually grows bigger, from entertainment to picking restaurants and rental housing, etc.
- From 2021, operate our account for posting short videos on a trial basis※, mainly for food-spotting and part-time job offering

✓ 99% of applicants from Generation Z actually applied for part-time jobs, validating the business potential in the part-time job area

Our strengths





<SNS short videos>

- ✓ Know-how in shooting and creating short videos to offer part-time jobs
- ✓ Expertise in operating food-spotting account

＋

<Inshokuten.com>

- ✓ Over 290,000 user accounts of restaurant owners/those planning to open a restaurant
- ✓ Know-how in job offering for restaurants
- ✓ Sales system for restaurants

Tap into a part-time job recruitment market targeting all types of jobs for businesses of all sizes

※ As our own SNS accounts, we operate two accounts on TikTok and Instagram; “puchipura_gourmet,” a food-spotting account for young adult segment (opened in December 2021) and “gourmet_baito_chan,” an account for offering part-time jobs at restaurants (opened in September 2022).

Business strategy (5) : Expand revenue in the areas of customer attraction and job offering with the use of SNS short videos (2/2)

Multiple approaches to meet restaurants' needs for recruitment and customer attraction through offering agency operation of accounts for posting SNS short videos and influencer matching service

Service provision scheme

Needs of restaurants	Services offered by the Company	Media		Systems	Membership data	Direction
Job offering	Part-time job offering service with SNS short video	gourmet_baito_chan 	Apply	Applicant management system	Job-seeker members	• Aim to expand the effect of job-offering media by making applicants from agency operation service into members, in addition to those via gourmet_baito_chan
Job offering	Agency account operation for SNS short video	Official accounts of restaurants	Apply / Deals			• Strive for business expansion leveraging our know-how in short video creation and in SNS account operation and our sales system for restaurants
Customer attraction	Influencer matching	Matching media (to be launched)	Deals	Matching system	Influencer members	• Work to win deals for attracting customer at store opening through Inshokuten.com, and deals from agency operation service

Sustainability Policy

Key themes were updated in accordance with the Basic Policy for Sustainability.
We plan to set KPIs and promote initiatives to achieve them.

Basic Policy

- The origin of Synchro Food is **our desire to support people who take on challenges in the restaurant industry with will and belief**. This includes optimal encounter with properties and personnel, streamlining of management and reduction of wasteful costs.
- We have **helped restaurants enhance sustainability of their management** by indicating solutions or options of solutions to issues that may arise in a flow from opening preparation to operating and closing of restaurants.
- The services required by restaurant owners change as the world changes. We will actively work on new businesses by sensitively recognizing the changes. We are also willing to work to **raise awareness of SDGs from the aspect of food by considering food waste, food production and global environment, etc.**
- **We will create sustainable world through businesses by facing issues in the restaurant industry seriously.**

Six Key Themes (Materiality)

- Increase restaurant management efficiency and improve productivity in the restaurant industry
- Contribute to regional development by providing a variety of places to eat and drink
- Minimize mismatches by providing diverse employment opportunities
- Promoting a circular economy through support for restaurant succession
- Data security and privacy protection
- Creating a rewarding workplace in which diverse human resources can play active roles

SDGs Objectives



Important Notice

The information provided in this document is based on assumptions with current expectations, forecasts ,and risks based on macroeconomic trends, the market environment, and related industry trends of the Company.

Other Internal and external factors may vary.

Therefore, the results may differ from the description of future prospects described in this material.

When there is new information, events etc. in the future we will not update this document.
We are not obliged to update or modify the information provided.