Financial Results for the Fiscal Year Ending 31 October 2024

Supplementary Materials

13 December 2024

KUMIAI CHEMICAL INDUSTRY CO., LTD.

copyright© KUMIAI CHEMICAL INDUSTRY CO., LTD. All Rights Reserved.

KUMIAI CHEMICAL INDUSTRY CO., LTD.

Contents

1. Financial Results for the FY2024 …… 3

2. Earnings Forecast for the FY2025 …… 8

3. R&D expenses, Capital investment and Depreciation …… 10

4. Measures for Shareholder Returns …… 12

copyright© KUMIAI CHEMICAL INDUSTRY CO., LTD. All Rights Reserved.

01

Financial Results for the FY2024

copyright© KUMIAI CHEMICAL INDUSTRY CO., LTD. All Rights Reserved.

Financial Results for the FY2024

Unit: Billions of Yen

	2023 results	**2024 results**	Change (Amount)	Change (%)
Net Sales	161.0	**161.0**	+0.0	+0%
Gross Profits	36.7	**35.4**	-1.3	-3%
Operating Income	14.1	**11.4**	-2.7	-19%
Ordinary Income	24.1	**18.3**	-5.8	-24%
Net income attributable to owners of parent	18.0	**13.6**	-4.4	-25%
Ref.) Average of exchange rates	¥/US$=140	¥/US$=151		

Sales

***PYTD +¥0.0 billion**

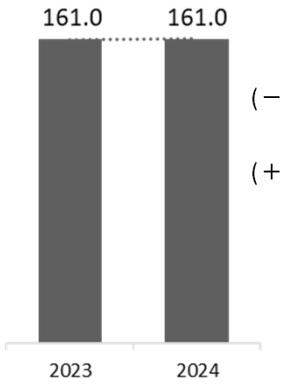

(－) Decrease due to continuous distributor destocking globally in agricultural chemicals

(＋) Significant Increase in sales of bismaleimides due to recovery of demand for semiconductors.

Operating Income

PYTD -¥2.7 billion

(－) Decrease in sales of agricultural chemicals.

(－) Increase in SGA expenses.

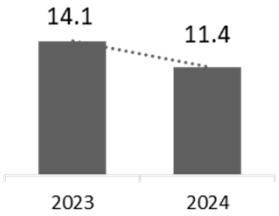

* PYTD : Prior Year-To-Date

copyright© KUMIAI CHEMICAL INDUSTRY CO., LTD. All Rights Reserved.

Financial Results by Business Segment

Unit: Billions of Yen

		2023 Results	**2024 Results**	Change (Amount)	Change (%)
Net Sales		161.0	**161.0**	+0.0	+0%
	Agricultural Chemicals and Agriculture-Related	129.5	**128.1**	-1.3	-1%
	Fine Chemicals	22.5	**25.0**	+2.5	+11%
	Other	9.1	**7.9**	-1.1	-12%
Operating Income		14.1	**11.4**	-2.7	-19%
	Agricultural Chemicals and Agriculture-Related	14.8	**12.1**	-2.7	-18%
	Fine Chemicals	0.5	**0.8**	+0.2	+46%
	Other	0.8	**0.8**	+0.0	+0%
	(Adjustment)	-2.1	**-2.4**	-0.3	-

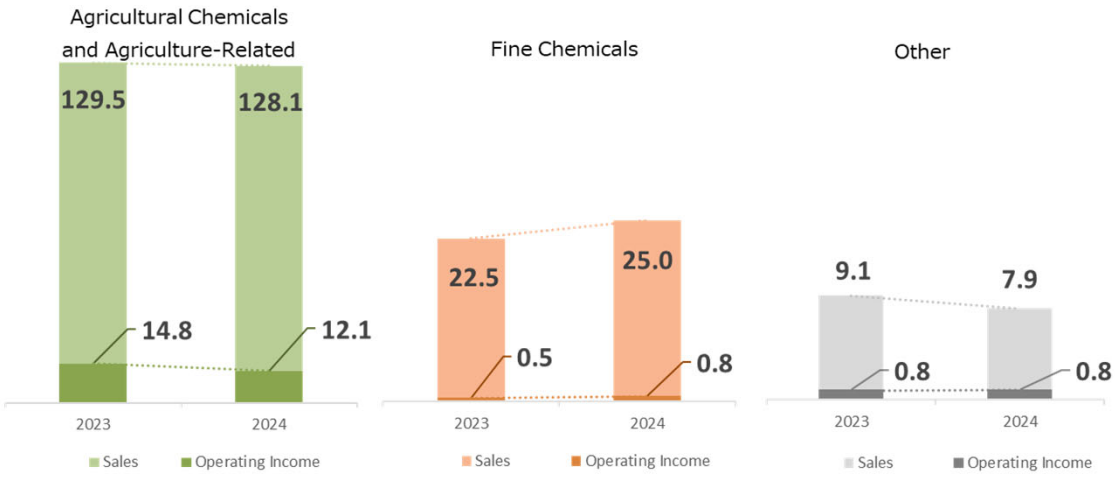

copyright© KUMIAI CHEMICAL INDUSTRY CO., LTD. All Rights Reserved.

Overseas Sales and Ratio for the FY2024

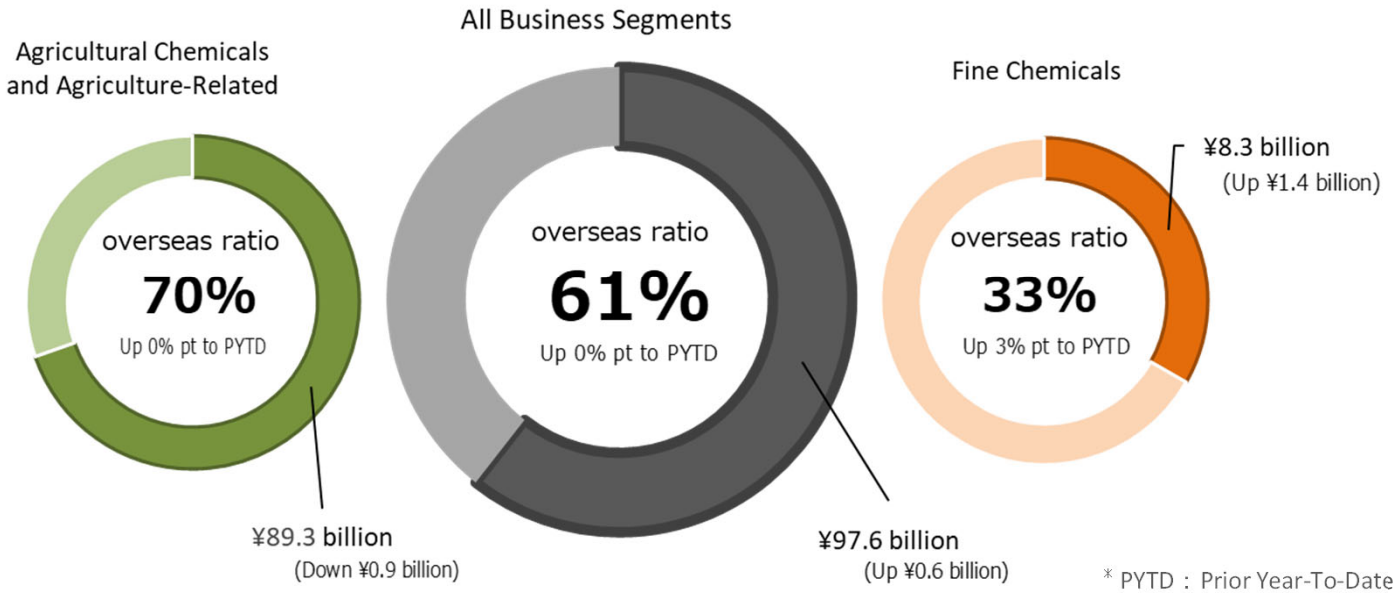

copyright© KUMIAI CHEMICAL INDUSTRY CO., LTD. All Rights Reserved.

Summary of the FY2024

All Business Segments

* PYTD : Prior Year-To-Date

Net Sales	**¥161.0** billion (PYTD +¥0.0B)	• Decrease in AXEEV sales. • Increase in Fine Chemicals sales • Increase in SGA expenses. • Ordinary Income pushed down by decrease of equity-method investment gain and foreign exchange profits to PYTD.
Operating Income	**¥11.4** billion (PYTD -¥2.7B)	
Ordinary Income	**¥18.3** billion (PYTD -¥5.8B)	

Agricultural Chemicals and Agriculture-Related

Net Sales	**¥128.1** billion (PYTD -¥1.3B)	• Decrease due to continuous distributor destocking globally in agricultural chemicals
Operating Income	**¥12.1** billion (PYTD -¥2.7B)	

Fine Chemicals

Net Sales	**¥25.0** billion (PYTD +¥2.5B)	• Significant Increase in sales of bismaleimides due to recovery of demands for semiconductors.
Operating Income	**¥0.8** billion (PYTD +¥0.2B)	

Other

Net Sales	**¥7.9** billion (PYTD -¥1.1B)	• Steady sales in printing business and logistics business. • Reduction in construction work carried forward from the previous fiscal year in construction business. • Increase of profit due to highly profitable projects in construction business .
Operating Income	**¥0.8** billion (PYTD +¥0.0B)	

copyright© KUMIAI CHEMICAL INDUSTRY CO., LTD. All Rights Reserved.

02

Earnings Forecast for the FY2025

copyright© KUMIAI CHEMICAL INDUSTRY CO., LTD. All Rights Reserved.

Earnings Forecast for the FY2025 (PYTD)

Unit: Billions of Yen

		2024 Results	**2025 Forecast**	Change (Amount)	Change (%)
Net Sales		161.0	**159.3**	-1.7	-1%
	Agricultural Chemicals and Agriculture-Related	128.1	**123.5**	-4.6	-4%
	Fine Chemicals	25.0	**26.6**	+1.6	+7%
	Other	7.9	**9.2**	+1.3	+16%
Operating Income		11.4	**10.4**	-1.0	-8%
Ordinary Income		18.3	**14.5**	-3.8	-21%
Net income attributable to owners of parent		13.6	**10.9**	-2.7	-20%
	Ref.) Average of exchange rates	¥/US$=151	¥/US$=150		

Sales

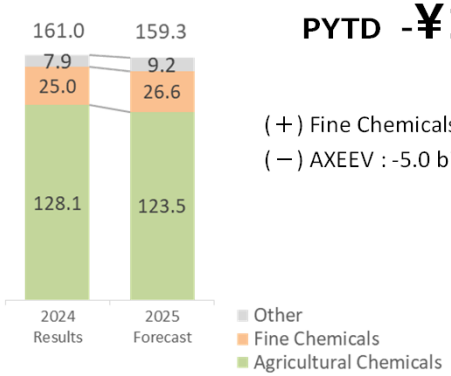

PYTD -¥1.7billion

(＋) Fine Chemicals : +1.6 billion
(－) AXEEV : -5.0 billion

Operating Income

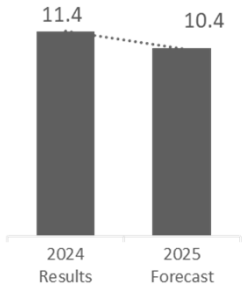

PYTD -¥1.0billion

(－) Due to decrease in sales

Ordinary Income

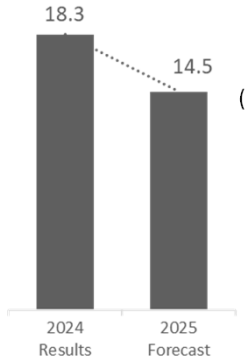

PYTD -¥3.8billion

(－) Equity-method investment gain : -2.3billion

* PYTD : Prior Year-To-Date

copyright© KUMIAI CHEMICAL INDUSTRY CO., LTD. All Rights Reserved.

03

R&D expenses, Capital investment and Depreciation

copyright© KUMIAI CHEMICAL INDUSTRY CO., LTD. All Rights Reserved.

R&D expenses, Capital investment and Depreciation

R&D expenses

FY2024 Results ¥**7.0**billion → FY2025 Forecast ¥**7.1**billion

(Factors)
- More focus on development of overseas markets
- Promotion of R&D activities utilizing cutting edge technology

Capital investment

FY2024 Results ¥**9.9**billion → FY2025 Forecast ¥**8.5**billion

(Factors)
- Renewal of production equipment and R&D facilities
- Construction of new plant

Depreciation

FY2024 Results ¥**5.3**billion → FY2025 Forecast ¥**5.2**billion

copyright© KUMIAI CHEMICAL INDUSTRY CO., LTD. All Rights Reserved.

04 Measures for Shareholder Returns

copyright© KUMIAI CHEMICAL INDUSTRY CO., LTD. All Rights Reserved.

Measures for Shareholder Returns

Target dividend payout ratio of 30% or more

FY2025 dividend : Interim dividend ¥10 + Year-end dividend ¥24 = Annual dividend ¥34 per share (payout ratio: 37.5%)

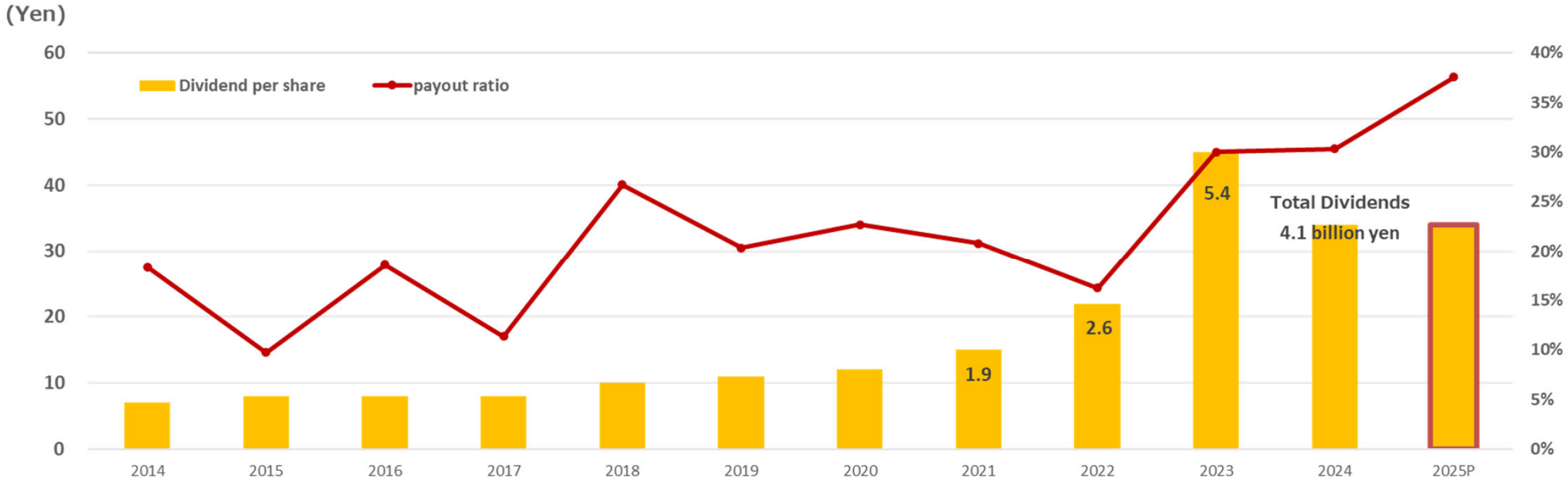

copyright© KUMIAI CHEMICAL INDUSTRY CO., LTD. All Rights Reserved.

Statements in this document regarding earnings forecasts and other forward-looking statements are expectations based on information available at the time the material was prepared and include potential risks and uncertainties. Actual results may differ from these earnings forecasts due to a variety of factors.

Please be aware that neither the Company nor the information provider will be liable for any damages incurred based on this information.

Information other than information on the Company and its affiliated companies is based on publicly available information and the accuracy of such information is not guaranteed.

<Inquiries>
KUMIAI CHEMICAL INDUSTRY CO., LTD.
Corporate Planning Section, Corporate Planning & Coordination Department, Corporate Planning & Coordination Division

Please also see the Company's website. http://ir.kumiai-chem.co.jp/en/index.html

copyright© KUMIAI CHEMICAL INDUSTRY CO., LTD. All Rights Reserved.