Financial Summary
1st Quarter of FY2024
(April 1, 2024 – June 30, 2024)

July 31, 2024

Tohoku Electric Power Co., Inc.

Contents

1. FY2024/1Q Financial Results

Key points of financial results and forecasts ・・・ 1
Summary of Financial Results ・・・ 2
Changing Factors in Consolidated Ordinary Income ・・・ 3
Impact of Time Lag between Fuel Cost and Fuel Cost Adjustment Charges ・・・ 4
Electricity Sales and Major Factors ・・・ 5
Electricity Supply ・・・ 6
Segment Information (Consolidated) ・・・ 7
Segment Information (Power Generation and Sales) ・・・ 8
Segment Information (Network) ・・・ 9
Balance Sheets (Consolidated) ・・・ 10
Statements of Income (Consolidated) ・・・ 11
Financial and Dividend Forecasts for FY2024 ・・・ 13

2. Financial Goals

New Financial Goals ・・・ 15
Trends of Financial Indicators (Consolidated) ・・・ 16

3. Financial Data

Trends in profit levels and financial position ・・・ 18
Trends of Operating Revenue and Each Income (Consolidated) ・・・ 19
Trends of Quarterly Income (Consolidated) ・・・ 21
Trends of Financial Indicators (Consolidated) ・・・ 22
Retail Electricity Sales Volume by Month ・・・ 24
Fuel Consumption Results ・・・ 25

4. Efforts to Restart Nuclear Power Station

Resuming process of Onagawa Nuclear Power Station Unit 2 ・・・ 27
Making Steady Efforts to Restart Nuclear Power Reactors ・・・ 28

5. Main Initiatives in FY2024/1Q

Main Initiatives in FY2024/1Q ・・・ 30
Major Press Releases ・・・ 32
Green Business Development Status ・・・ 33

1. FY2024/1Q Financial Results

Key points of financial results and forecasts

Financial Results for the first quarter of FY2024

Decrease in revenue and
Decrease in income
(First time in 3 years since FY2021)

- Operating revenue : mainly due to decrease in fuel cost adjustment charge by lower fuel price
- Ordinary income : mainly due to decrease in income by the time lag between fuel cost and fuel cost adjustment charge

Financial and Dividend Forecasts for FY2024

Same figures announced
on April 30th , 2024

Summary of Financial Results

- **Operating Revenue** **¥614.5 billion (a year on year decrease of ¥19.0 billion)**
  ・・・Operating revenue decreased mainly due to decrease in fuel cost adjustment charge by lower fuel price.
- **Ordinary Income** **¥90.1 billion (a year on year decrease of ¥22.9 billion)**
  ・・・ Ordinary income decreased mainly due to decrease in income by the time lag between fuel cost and fuel cost adjustment charge.
- **Net Income Attributable to Owners of Parent**
  ¥60.5 billion (a year on year decrease of ¥18.6 billion)

【 Summary of Consolidated Financial Statements 】

(billions of yen)

	FY2023/1Q (A)	FY2024/1Q (B)	Change (B) - (A)	Change (B) / (A)
Operating Revenue	633.5	614.5	(19.0)	97.0 %
Ordinary Income*1	113.0 [57.0]	90.1 [83.1]	(22.9) [26.0]	79.7 % [145.7 %]
Net Income Attributable to Owners of Parent	79.1	60.5	(18.6)	76.5 %
Consolidated Cash Income*2	107.3	138.2	30.8	128.7 %

	Mar. 31, 2024 (A)	Jun. 30, 2024 (B)	Change (B) - (A)
Equity ratio*3	15.4% [18.0%] *3	16.9% [19.5%] *3	1.5% [1.5%] *3
Interest-Bearing Liabilities	3,290.9	3,308.4	17.4

*1 Lower figures exclude time lag between fuel cost and fuel cost adjustment charges.

*2 Consolidate Cash Income = Operating income + Depreciation + Amortization of nuclear fuel + Share of profit of entities accounted for using equity method (Operating income doesn't include time lag between fuel cost and fuel cost adjustment charges.)

*3 Equity ratio assuming 50% of the issued amount (140 billion yen) of the issued hybrid bonds as equity capital

Changing Factors in Consolidated Ordinary Income from the Corresponding Period Last Year

- ✓ Ordinary income decreased due to the impact of the time lag in the fuel cost adjustment system, regardless of the reactionary increase of excess of upper unit price of fuel cost adjustment system.
- ✓ Consolidated ordinary income was 90.1 billion yen, decrease of 22.9 billion yen year on year. (excluding time lag between fuel cost and fuel cost adjustment charges : 83.1 billion yen, increase of 26.0 billion yen)

Decrease of 22.9 Billion Yen (113.0→90.1)

(billions of yen)

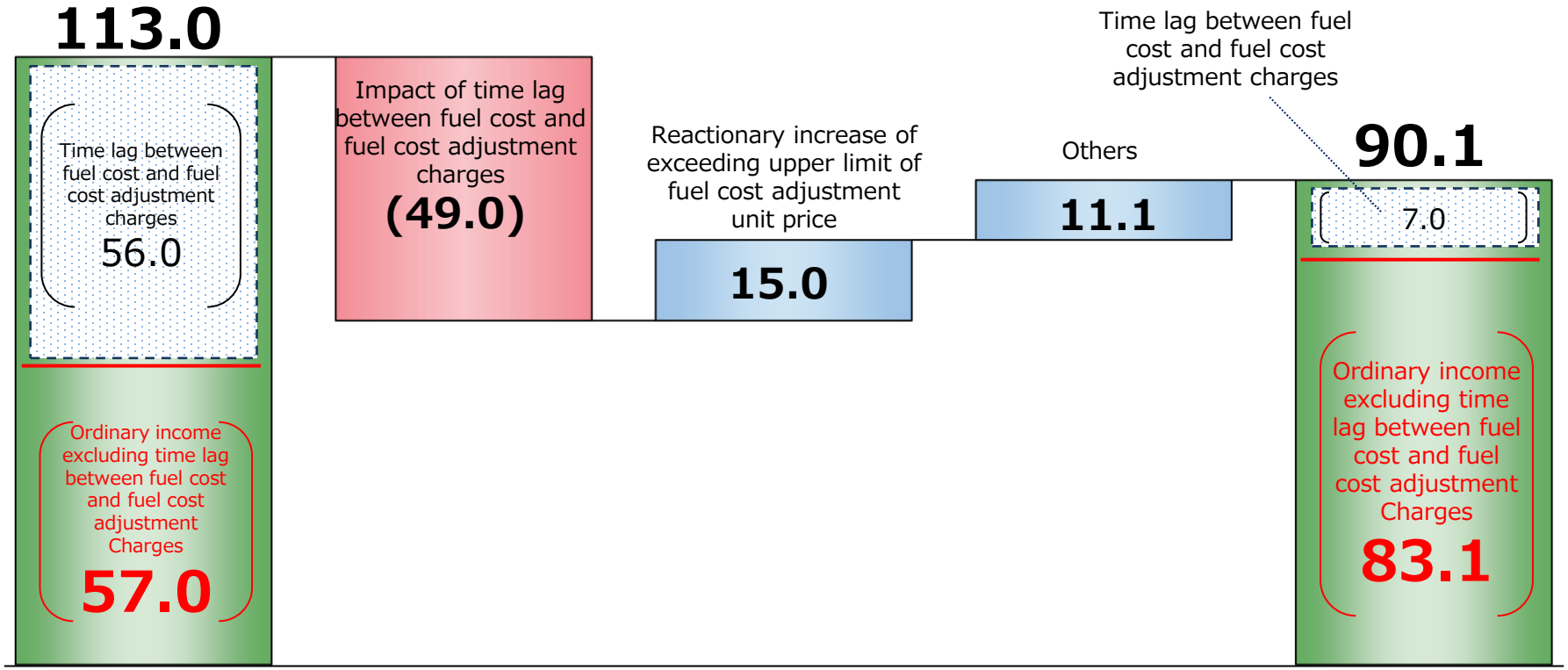

FY2023/1Q → **Decrease of 22.9 Billion Yen** → FY2024/1Q

Ordinary income excluding time lag between fuel cost and fuel cost adjustment charges : increase of 26.0 billion yen

Impact of Time Lag between Fuel Cost and Fuel Cost Adjustment Charges in the First Quarter of FY2024

- ✓ **"The impact of the time lag"** in the same period of the previous year was a profit of 56.0 billion yen, but this fiscal year there was a profit of 7.0 billion yen, resulting in an deterioration in profitability of **49.0 billion yen**.
- ✓ With regard to **" The Impact of exceeding upper limit of fuel cost adjustment unit price "**, the fuel cost adjustment unit price of the low-voltage regulation rate menu exceeded the upper limit until the upper limit of fuel cost adjustment unit price is revised in the electricity rate revision on June 1, 2023, and the uncollectible income for this term was 15.0 billion yen. In current term, due to the resolution of such circumstances, there has been an **improvement of 15 billion yen** in income and expenditure compared to the same period last year.

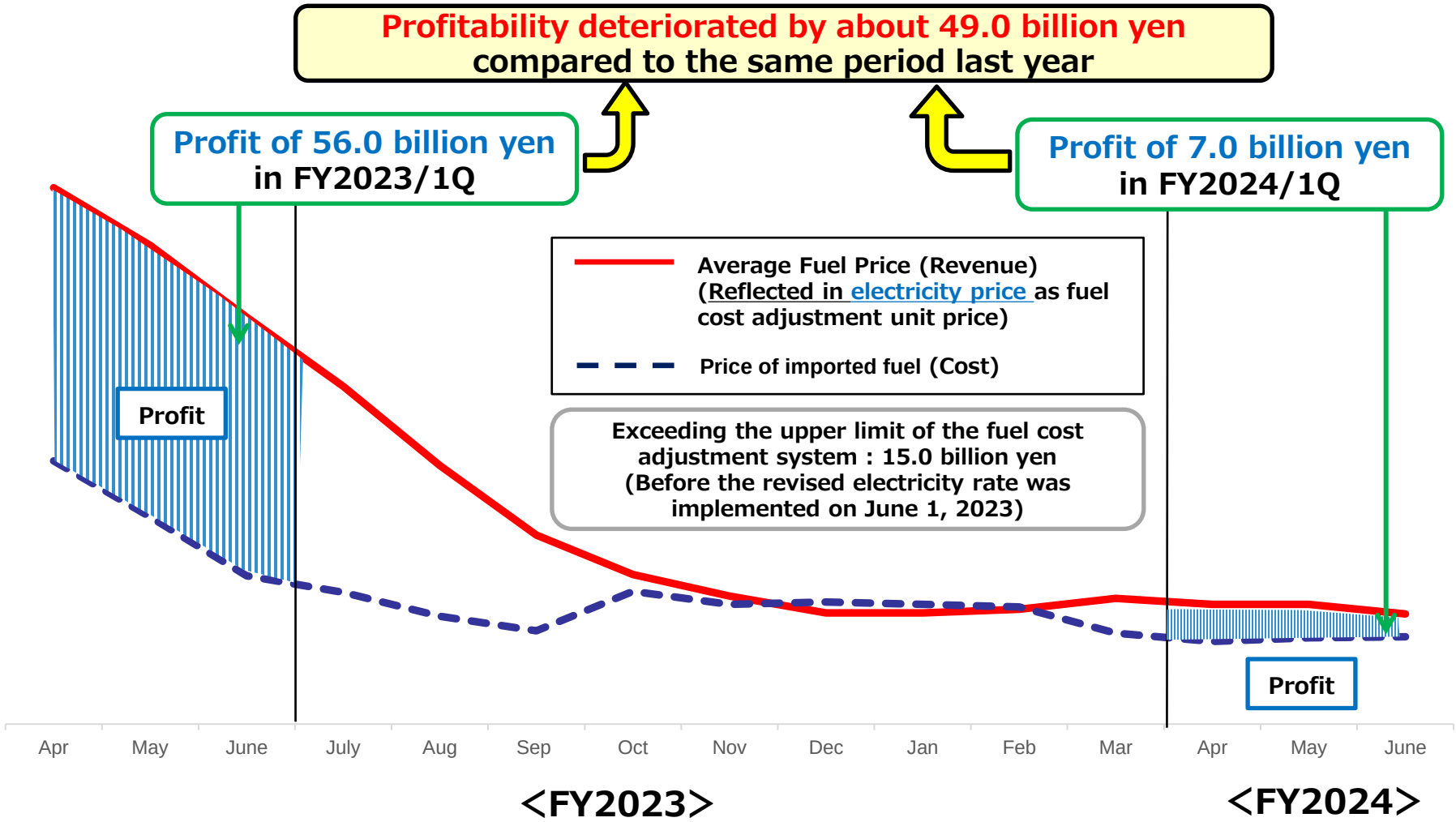

Electricity Sales and Major Factors

- ✓ **Retail electricity sales 14.0 TWh（a year on year decrease 0.4 TWh）**
  ･･･Retail electricity sales decreased due to the increase of customers switching to competitors due to increased competition, etc.
- ✓ **Wholesale electricity sales 3.5 TWh（a year on year increase 1.3 TWh）**
  ･･･Wholesale electricity sales volume increased due to a increase in volume of wholesale electricity sales in the wholesale electricity trading market.

【Electricity Sales】

(GWh)

【Electricity Sales】*1	FY2023/1Q (A)	FY2024/1Q (B)	Change (B) - (A)	Change (B) / (A)
Lighting (Residential)	4,105	4,139	34	100.8 %
Power	10,353	9,886	(467)	95.5 %
Subtotal of Retail Electricity Sales*2	14,458	14,025	(433)	97.0 %
Wholesale Electricity Sales*3	2,180	3,497	1,317	160.4 %
Total of Electricity Sales	16,639	17,522	883	105.3 %

*1 Individual figures of Tohoku Electric Power Co., Inc., excluding network business.
*2 Retail Electricity Sales includes electric power for business use.
*3 Wholesale Electricity Sales includes the volume of specified power interchange.

【Major Factors】

	FY2023/1Q (A)	FY2024/1Q (B)	Change (B) - (A)
Crude Oil CIF Price ($/bbl)	84.0	87.4	3.4
Exchange Rate (¥/$)	137	156	19
Hydro Power Flow Rate (%)	83.5	74.2	(9.3)
Nuclear Power Utilization Rate (%)	–	–	–

Electricity Supply

- ✓ Decrease in the amount of power generated by our hydro power plants due to the impact of drought.
- ✓ Increase in the amount of power generated by our thermal power plants due to the period of suspension by the inspection and repairs, etc. was shortened compared to that of last year.

(GWh)

【Electricity Supply】*1		FY2023/1Q (A)	FY2024/1Q (B)	Change (B) - (A)	Change (B) / (A)
Own Generated Power*2		11,590	11,554	(36)	99.7 %
	Hydro	2,299	2,047	(252)	89.0 %
	Thermal	9,136	9,368	232	102.5 %
	Nuclear	–	–	–	–
	Renewables	154	139	(15)	90.3 %
Power Interchanges *3	Received	7,270	7,246	(24)	99.7 %
	Sent	(1,658)	(1,036)	622	62.5 %
Used at Pumped Storage and others*3		(129)	(167)	(38)	129.5 %
Total of Electricity Supply*3		17,073	17,597	524	103.1 %

(reference)	FY2023/1Q (A)	FY2024/1Q (B)	Change (B) - (A)	Change (B) / (A)
Total of Renewables*4 [Percentage of Electricity Supply]	5,157 (30.2%)	4,613 (26.2%)	(544)	89.5 %

*1 Individual figures of Tohoku Electric Power Co., Inc., excluding network business.
*2 “Own Generated Power” shows sending end (electric power generated by the generator minus the electric power used in the power station).
*3 “Power Interchanges” , “Used at Pumped Storage and others” and “Total of Electricity Supply” partly include projected volume.
*4 The total value of solar power, wind power, biomass, waste, geothermal power, and hydro power generated by our company and power received by other companies.

Segment Information (Consolidated)

(billions of yen)

	FY2023/1Q (A)		FY2024/1Q (B)		Change (B) - (A)		Major factors for change
	Operating Revenue*	Ordinary Income	Operating Revenue*	Ordinary Income	Operating Revenue*	Ordinary Income	
Power Generation and Sales	519.7 496.1	107.5	487.7 467.7	105.5	(31.9) (28.3)	(1.9)	・Sales decreased due to a decrease in fuel cost adjustments by the lower fuel price, etc. ・Profit decreased due to the impact of time lag in the fuel cost adjustment system, etc.
Network	185.3 80.2	13.1	190.7 90.0	5.5	5.3 9.7	(7.5)	・Increased income due to a increased renewable energy electricity wholesale supply, etc. ・Decreased profit due to a increased procurement costs in demand and supply adjustment market transactions.
Construction	53.7 30.0	(1.7)	59.9 29.5	0.1	6.2 (0.5)	1.8	・Both sales and income increased due to an increase in thermal power-related construction work.
Others	57.4 27.1	5.3	56.2 27.2	5.0	(1.2) 0.1	(0.3)	・Sales and profits decreased due to the down of the unit price in the gas business, etc.
Subtotal	816.3	124.2	794.7	116.3	(21.6)	(7.9)	
Adjustment	(182.7)	(11.1)	(180.1)	(26.1)	2.6	(14.9)	
Total	633.5	113.0	614.5	90.1	(19.0)	(22.9)	

* Lower figures of operating revenue are sales to outside customers.

Fluctuation Factors in Consolidated Ordinary Income

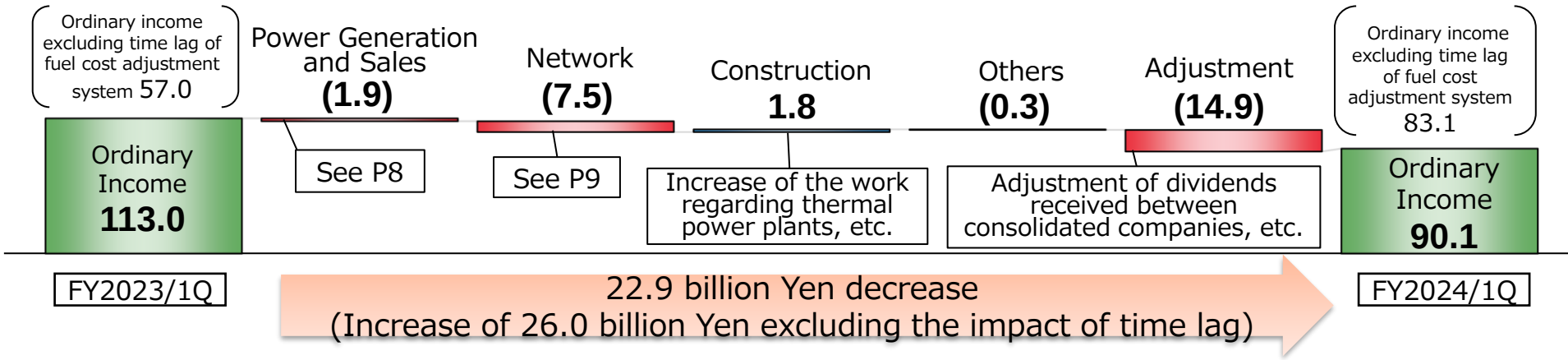

Segment Information（Power Generation and Sales）

- ✓ Ordinary income decreased by 1.9 billion yen compared to the previous fiscal year due to the impact of the time lag in the fuel cost adjustment system, regardless of the reactionary increase of excess of upper unit price of fuel cost adjustment system.
- ✓ Ordinary Income excluding the impact of time lag increased by 47.0 billion yen.

(billions of yen)

	FY2023/1Q (A)		FY2024/1Q (B)		Change (B) - (A)	
	Operating Revenue*	Ordinary Income	Operating Revenue*	Ordinary Income	Operating Revenue*	Ordinary Income
Power Generation and Sales	519.7	107.5	487.7	105.5	(31.9)	(1.9)
	496.1		467.7		(28.3)	

* Lower figures of operating revenue are sales to outside customers.

Fluctuation Factors of Ordinary Income of Power Generation and Sales segment

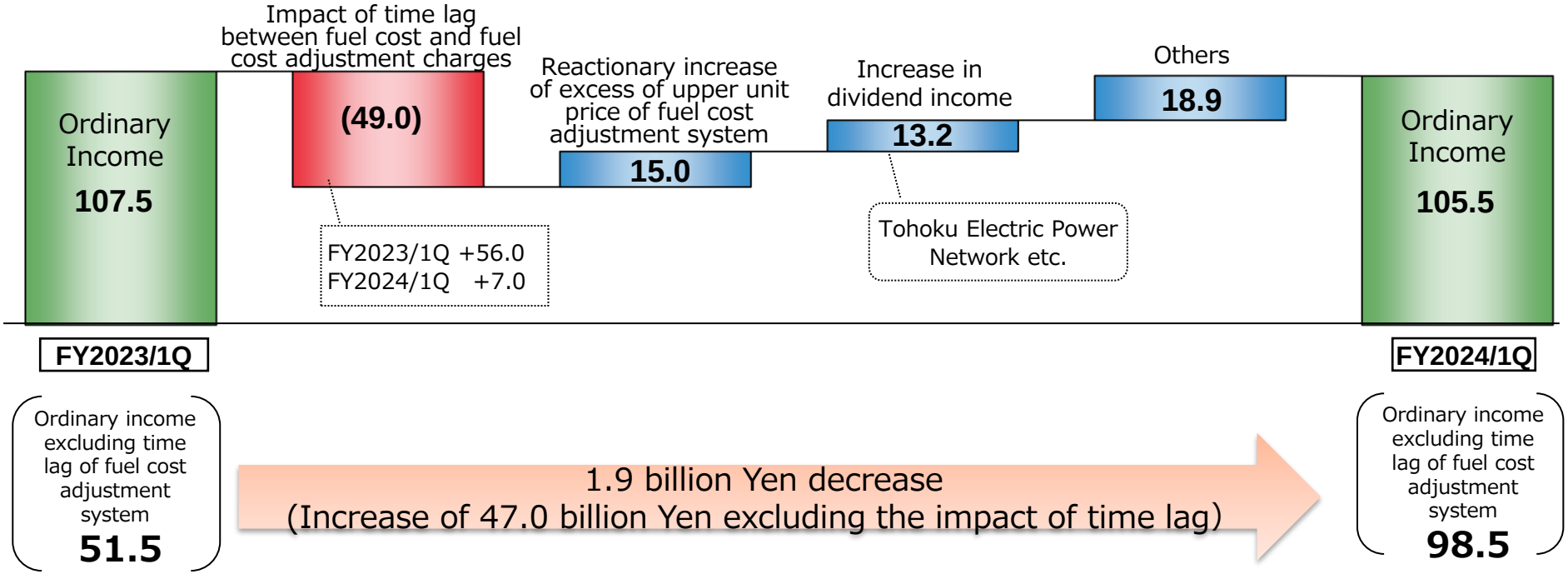

Segment Information（Network）

- ✓ Electric Power Demand of Tohoku Area is almost same as Fy2023/1Q since the increasing factors, such as high demand for heating due to low temperatures in early spring, and decreasing factors, such as low electricity demand for business use, offset each other.
- ✓ Meanwhile, ordinary income decreased by 7.5 billion yen compared with FY2023 due to an increase of costs for demand and supply adjustment, etc.

(billion yen)

	FY2023/1Q(A)		FY2024/1Q(B)		Change (B) - (A)	
	Operating Revenue*	Ordinary Income	Operating Revenue*	Ordinary Income	Operating Revenue*	Ordinary Income
Network	185.3 80.2	13.1	190.7 90.0	5.5	5.3 9.7	(7.5)

* Lower figures of operating revenue are sales to outside customers

Fluctuation Factors of Ordinary Income

(billions of yen)

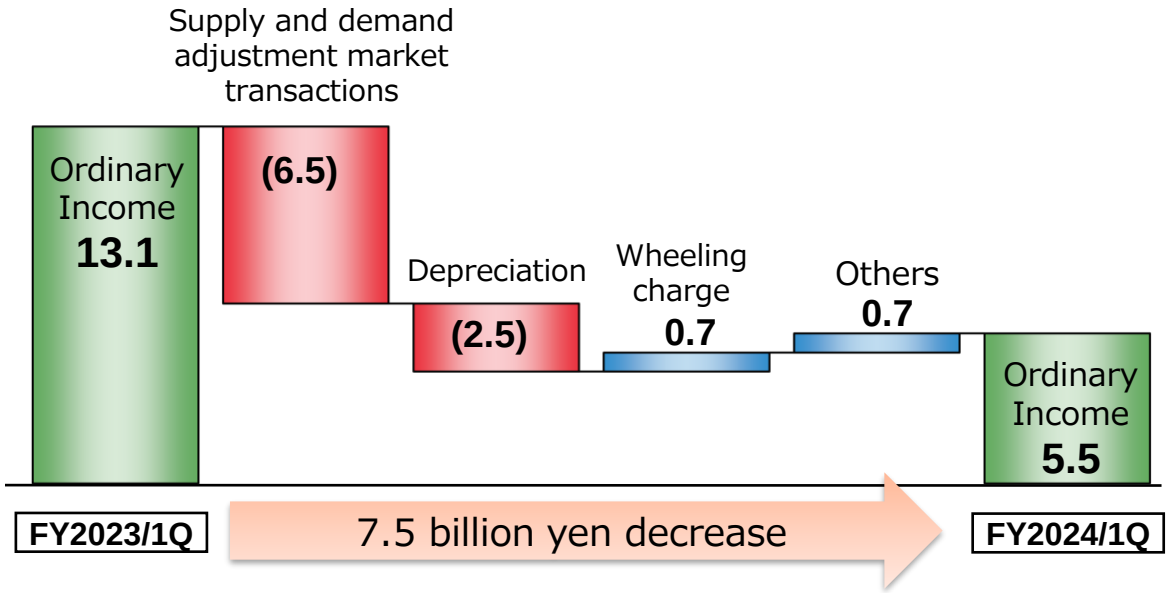

Electric Power Demand of Tohoku Area

(TWh)

	FY2023 1Q	FY2024 1Q	Changes
Area Demand	16.8	16.9	0.1 (100.5%)

Balance Sheets (Consolidated)

(billions of yen)

	Mar. 31, 2024 (A)	Jun. 30, 2024 (B)	Change (B) - (A)	Major factors for change
Total Assets	5,388.7	5,270.6	(118.0)	
Non-current Assets	4,186.3	4,161.5	(24.7)	
Current Assets	1,202.3	1,109.1	(93.2)	Cash and deposit -147.0, etc.
Total Liabilities	4,477.6	4,298.8	(178.8)	
Non-current Liabilities	3,319.9	3,250.1	(69.7)	
Current Liabilities	1,157.7	1,048.7	(109.0)	Accounts payable and accrued expenses -125.0, etc.
Net Assets	911.0	971.8	60.7	Net income attributable to owners of parent 60.5, etc.
Interest-Bearing Liabilities	3,290.9	3,308.4	17.4	CP 35.0、Long-term loans -21.5, etc.
Equity Ratio	15.4% (18.0%*)	16.9% (19.5%*)	1.5% (1.5%)	

*Equity ratio assuming 50% of the issued amount (140 billion yen) of the issued hybrid bonds as equity capital

Statements of Income (Consolidated) (1/2)

(billions of yen)

	FY2023/1Q (A)	FY2024/1Q (B)	Change (B) - (A)	Change (B) / (A)
Operating Revenue	633.5	614.5	(19.0)	97.0 %
Electric utility	575.5	550.5	(25.0)	95.7 %
Other business	58.0	64.0	6.0	110.4 %
Operating Expenses	516.7	520.6	3.8	100.7 %
Electric utility	460.8	465.1	4.2	100.9 %
Other business	55.8	55.4	(0.4)	99.2 %
Operating Income	116.8	93.9	(22.8)	80.4 %
Non-operating income	2.9	3.0	0.1	103.7 %
Non-operating expenses	6.6	6.8	0.2	103.0 %
Ordinary Income	113.0	90.1	(22.9)	79.7 %
Provision of reserve for fluctuation in water levels	33.6	29.1	(4.5)	86.6 %
Income taxes	0.2	0.4	0.1	171.6 %
Net income attributable to non-controlling interests	79.1	60.5	(18.6)	76.5 %

Statements of Income (Consolidated) (2/2)

(billions of yen)

			FY2023/1Q (A)	FY2024/1Q (B)	Change (B) − (A)	Change (B) / (A)	Major factors for change
Revenue	Electric utility operating revenue	Revenue from Electricity Sales	383.9	348.5	(35.3)	90.8%	
		Lighting (Residential)	100.9	111.3	10.3	110.3%	
		Power	282.9	237.1	(45.7)	83.8%	Decrease in fuel cost adjustments.
		Sales of power to other utilities and other companies	111.1	146.8	35.6	132.1%	Increase in contributions for securing capacity and market transaction
		Other revenue	80.4	55.1	(25.3)	68.5%	Decrease in subsidies for mitigation of drastic changes
		Sub total	575.5	550.5	(25.0)	95.7%	
	Other operating revenue		58.0	64.0	6.0	110.4%	
	[Operating Revenue]		[633.5]	[614.5]	[(19.0)]	[97.0%]	
	Non operating revenue		2.9	3.0	0.1	103.7%	
	Total revenue		636.5	617.6	(18.9)	97.0%	
Expenses	Electric utility operating expenses	Personnel	33.4	30.8	(2.5)	92.2%	
		Fuel	158.8	126.3	(32.5)	79.5%	Decrease in CIF price
		Maintenance	28.8	35.2	6.4	122.2%	
		Depreciation	39.7	44.5	4.7	112.0%	
		Power purchased from other utilities and other companies	132.6	158.4	25.8	119.5%	Increase in contributions for securing capacity
		Taxes, etc.	22.3	22.4	0.1	100.5%	
		Nuclear power back-end cost	1.8	–	(1.8)	–	
		Other expenses	43.3	47.4	4.1	109.6%	
		Sub total	460.8	465.1	4.2	100.9%	
	Other operating expenses		55.8	55.4	(0.4)	99.2%	
	Non operating expenses		6.6	6.8	0.2	103.0%	
	Total expenses		523.4	527.5	4.0	100.8%	
[Operating Income]			[116.8]	[93.9]	[(22.8)]	[80.4%]	
Ordinary Income			113.0	90.1	(22.9)	79.7%	
Income taxes			336.0	29.1	(4.5)	86.6%	
Net income attributable to non-controlling interests			0.2	0.4	0.1	171.6%	
Net income attributable to owners of parent			79.1	60.5	(18.6)	76.5%	

Financial and Dividend Forecasts for FY2024

✓ Financial and dividend forecasts for FY2024 are same as announced in April 30th , 2024.
(Major Factors and Sensitivity remains unchanged as well.)

■ Consolidated Financial Forecasts for FY2024

(billions of yen)

	FY2023 (A)	FY2024 forecast (B)	Change (B) – (A)
Operating Revenue	2,817.8	2,830.0	12.2
Operating Income	322.2	220.0	(102.2)
Ordinary Income	291.9 [197.9]	190.0 [200.0]	(101.9) [2.1]
Net Income Attributable to Owners of Parent	226.1	130.0	(96.1)
Consolidated Cash Income	420.3	440.0	19.7

※ [ ] : Ordinary income excluding time lag between fuel cost and fuel cost adjustment charges

■ Major Factors

		FY2023	FY2024 forecast
Electric power sales* (TWh)	Retail	641	Approx. 613
	Wholesale	151	Approx. 214
	Total	792	Approx. 827
Crude Oil CIF Price ($/bbl.)		86	Approx. 90
Exchange Rate (¥/$)		145	Approx. 150
Nuclear Power Utilization Rate (%)		–	Approx. 14.8

* Individual figures of Tohoku Electric Power Co., Inc., excluding network business

(billions of yen)

■ Sensitivity to Major Factors

Crude Oil CIF Price (per $1/bbl.)	Approx. 2.3
Exchange Rate (per ¥1/$)	Approx. 3.7
Nuclear Power Utilization Rate (1%)	Approx. 2.8

■ Forecast of Dividend Per Share

	Interim	Year-end	Total
FY2023	5 Yen	10 Yen	15 Yen
FY2024 (Forecast)	15 Yen	15 Yen	30 Yen

2 . Financial Goals

New Financial Goals

- ✓ In April 2024, we formulated new financial goals aimed at early recovery of our financial foundation, enhancing risk tolerance, and creating a “favorable cycle of profit, investment, and growth.” These goals target fiscal years 2026 and 2030 and consist of profit indicators (consolidated ordinary income), financial soundness indicators (consolidated equity ratio), and profitability indicators (consolidated ROIC).
- ✓ Despite the uncertain business environment, including factors like fuel prices and competitive dynamics, we will steadily accumulate and expand profits, ensuring the achievement of our objectives through initiatives such as early resumption of nuclear power and further supply-demand optimization.

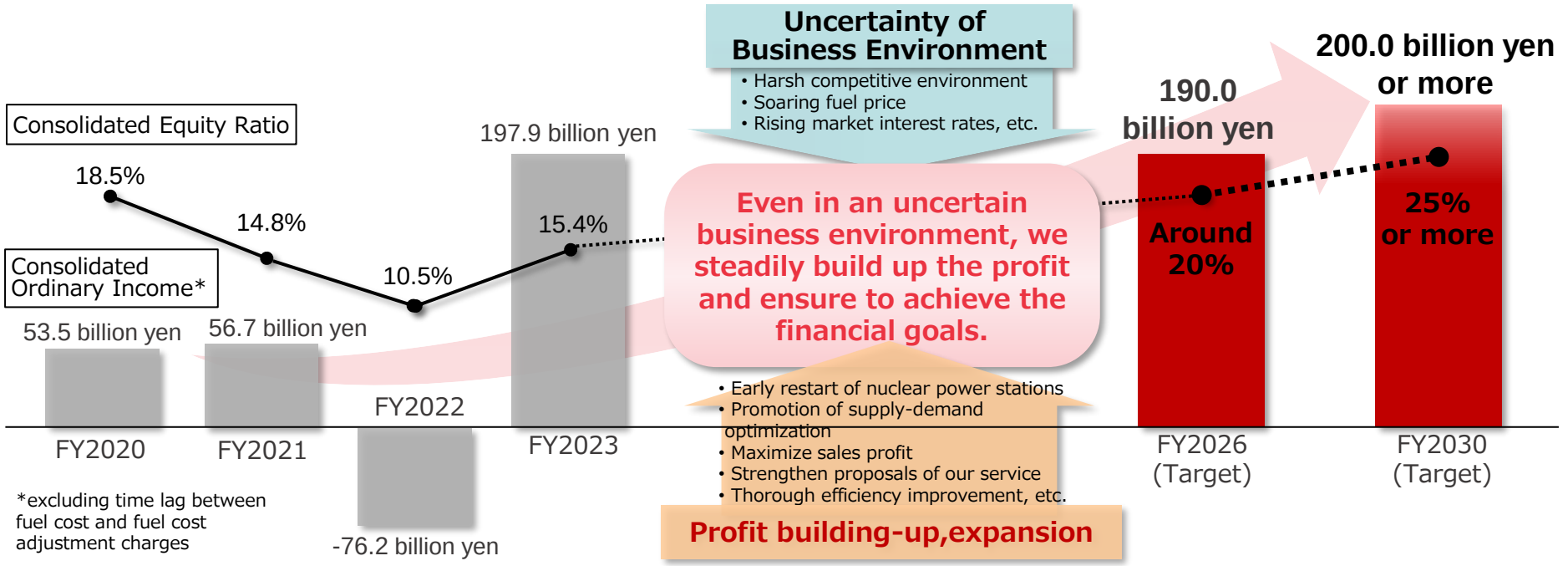

New financial target			
〔Target indicators〕	〔FY2026〕	〔FY2030〕	〔Background of the Target〕
Consolidated ordinary income	¥ 190.0 billion	¥200.0 billion or more	FY2026 : A profit level for accomplishing ”a consolidated equity ratio of around 20%”. FY2030 : A targeted profit level for forming “favorable cycle of profit, investment, and growth"
Consolidated equity ratio	Around 20%	25% or more	A Level that we can respond to business risks such as natural disasters, etc.
Consolidated ROIC	Around 3.5%※	3.5% or more※	A level that is well above the capital cost and can realize creation of corporate value.

* Consolidated ROE will be 8% or more when the target is achieved.

Trends of Financial Indicators (Consolidated)

Consolidated Ordinary Income

(excluding time lag between fuel cost and fuel cost adjustment charges)

(billions of yen)

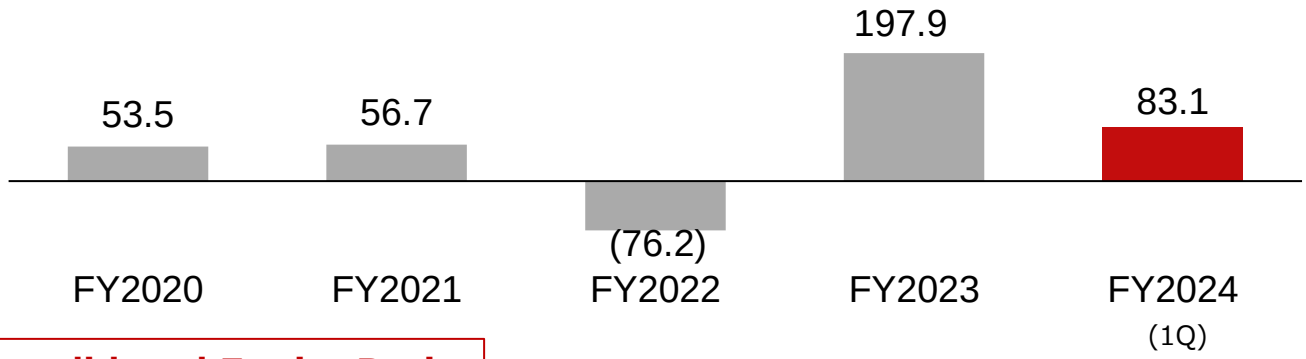

(Reference) Financial Target

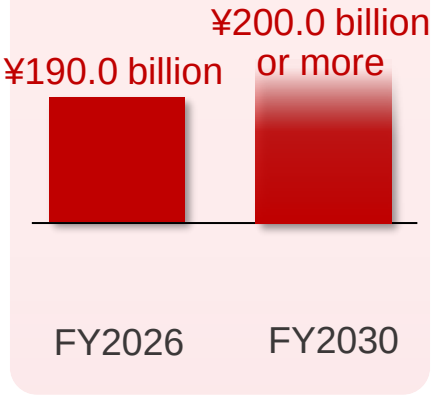

Consolidated Equity Ratio

(%)

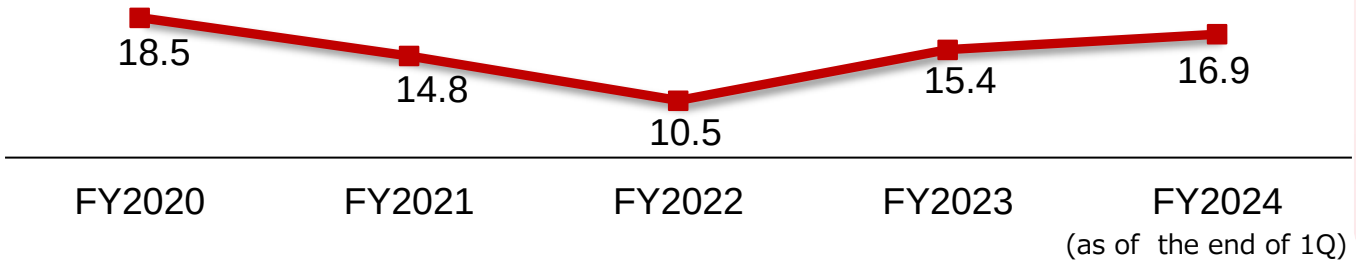

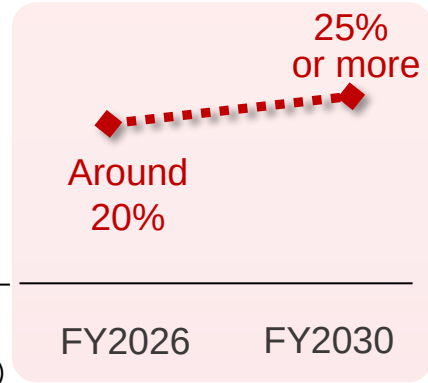

Consolidated Return On Invested Capital (ROIC)

(%)

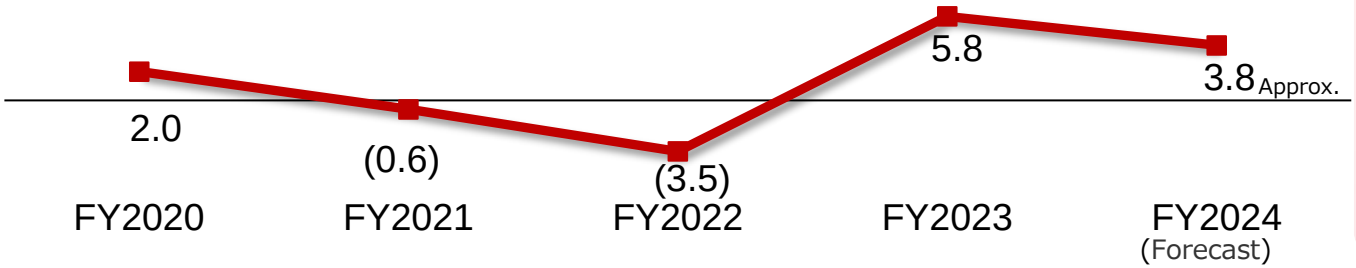



3 . Financial Data

Trends in profit levels and financial position

Changes in consolidated profit level

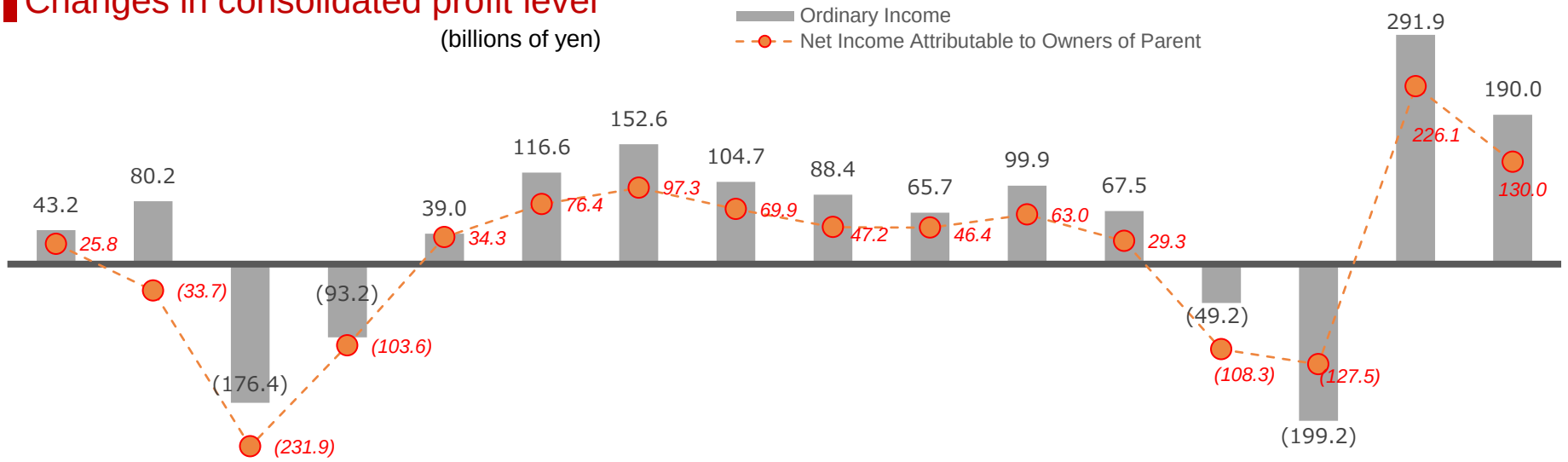

Changes in consolidated financial position

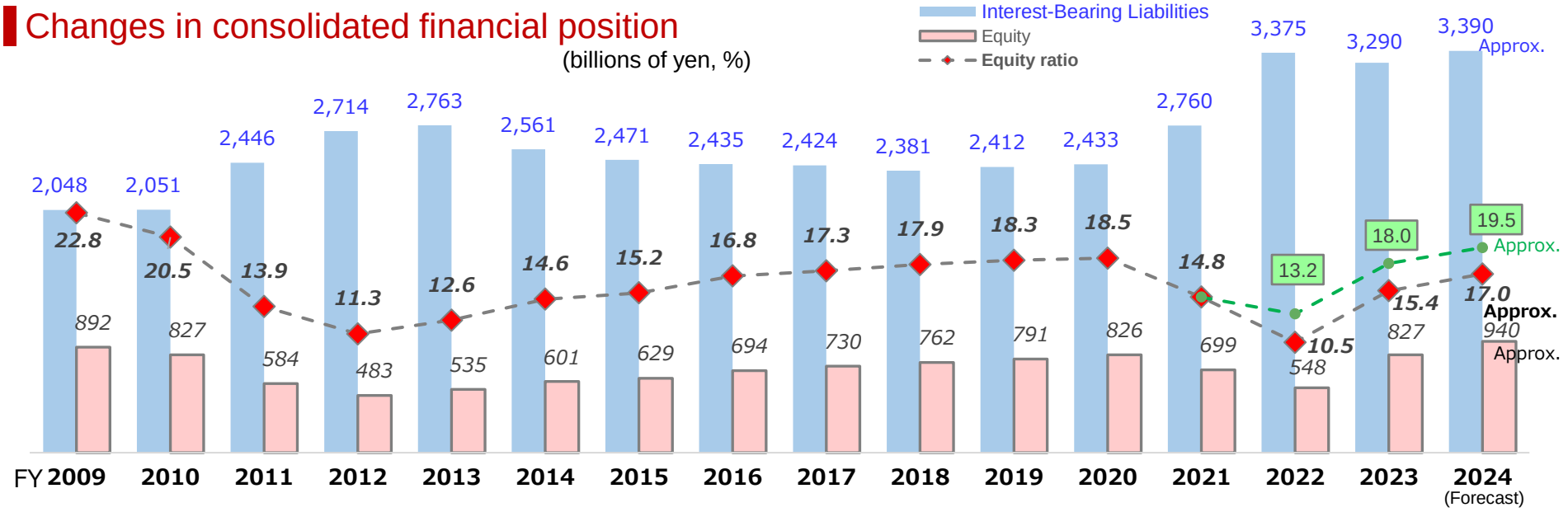

Note : Green line shows equity ratio assuming 50% of the issued amount (140.0 billion yen) of the issued hybrid bonds as equity capital

Reference:FY2024 Consolidated Interest-Bearing Liabilities (average of opening and closing period) /Consolidated cash income ratio is expected to be approximately 7.6 times.

Trends of Operating Revenue and Each Income (Consolidated) (1)

Operating Revenue

(billions of yen)



Note : Text in red line shows operating revenue (consolidated) excluding grant under act on purchase of renewable energy sourced electricity, the surcharge for promoting renewable energy sourced electricity, and the self-contracted portion due to indirect auction, etc. FY2021 is after the application of the "Accounting Standard for Revenue Recognition."

Ordinary Income

(billions of yen)

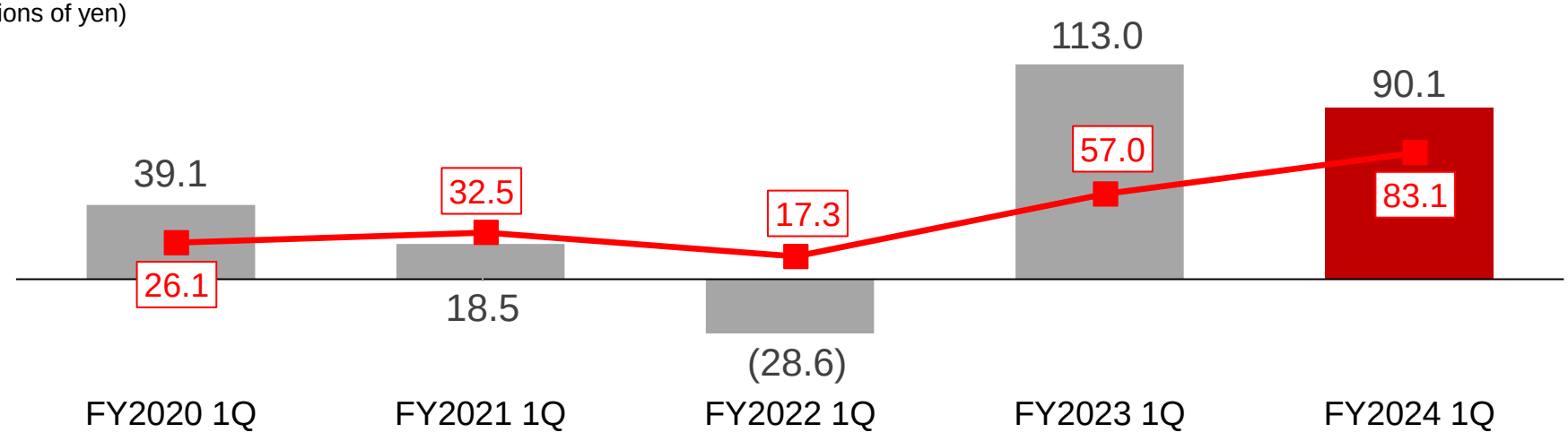

Note：Red line shows ordinary income (consolidated) excluding Impact of time lag between fuel cost and fuel cost adjustment charges.

Trends of Operating Revenue and Each Income (Consolidated) (2)

Net Income Attributable to Owners of Parent

(billions of yen)



Consolidated Cash Income*

(billions of yen)

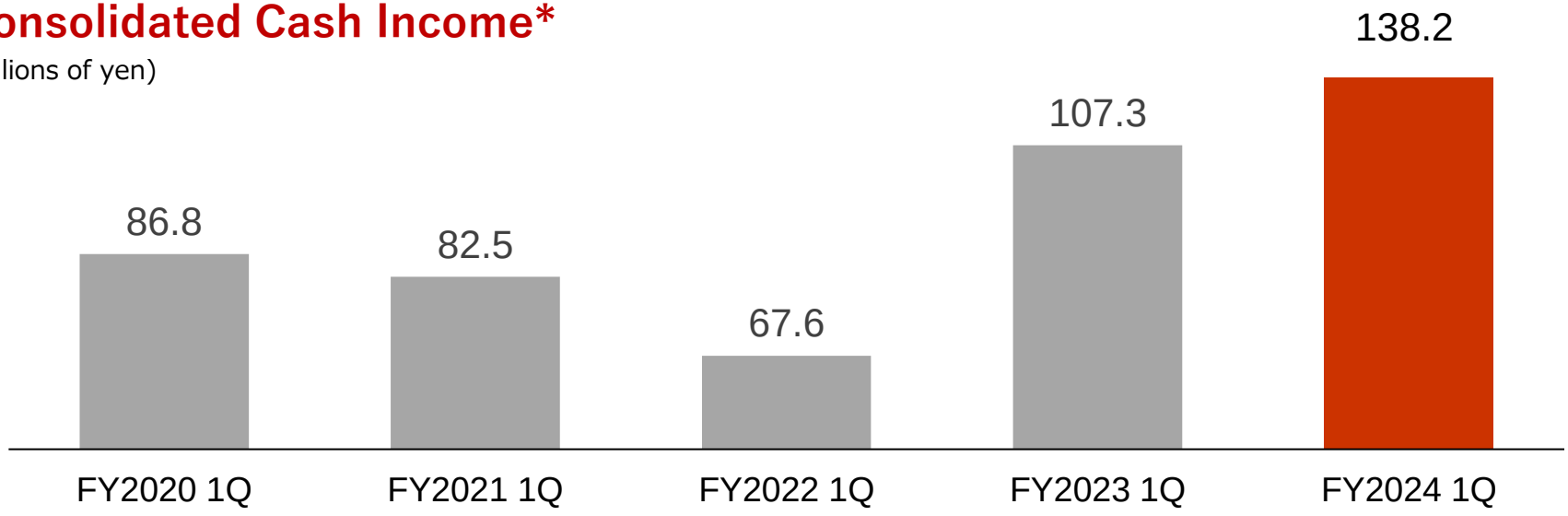

* Operating income + Depreciation + Amortization of nuclear fuel + Share of profit of entities accounted for using equity method
(Operating income doesn't include time lag between fuel cost and fuel cost adjustment charges.)

Trends of Quarterly Income (Consolidated)

Ordinary Income

(billions of yen)

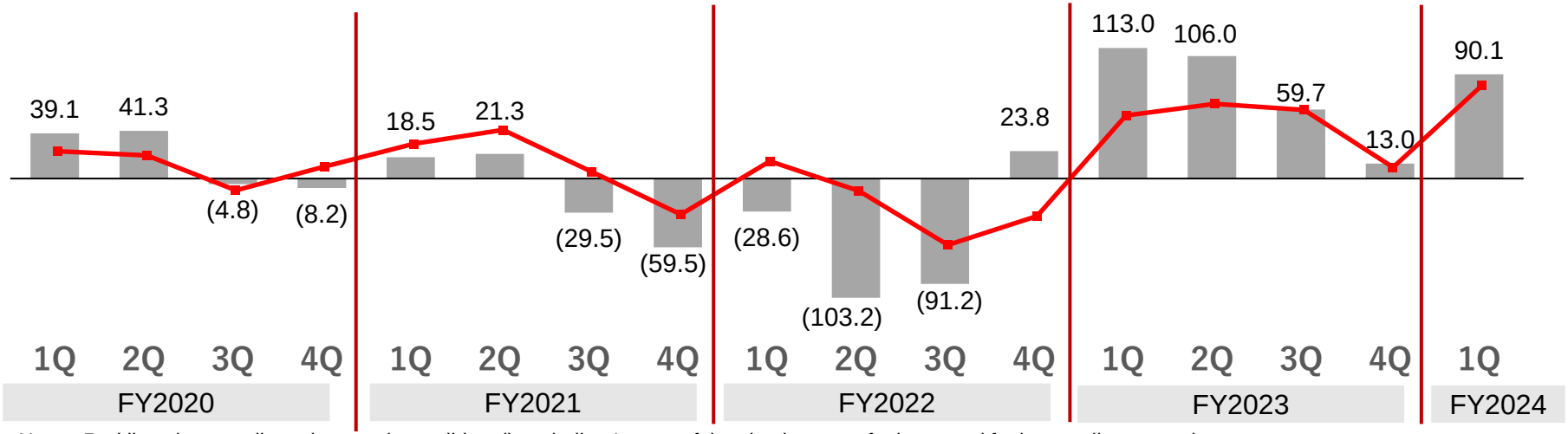

Note：Red line shows ordinary income (consolidated) excluding Impact of time lag between fuel cost and fuel cost adjustment charges.

Net Income Attributable to Owners of Parent

(billions of yen)

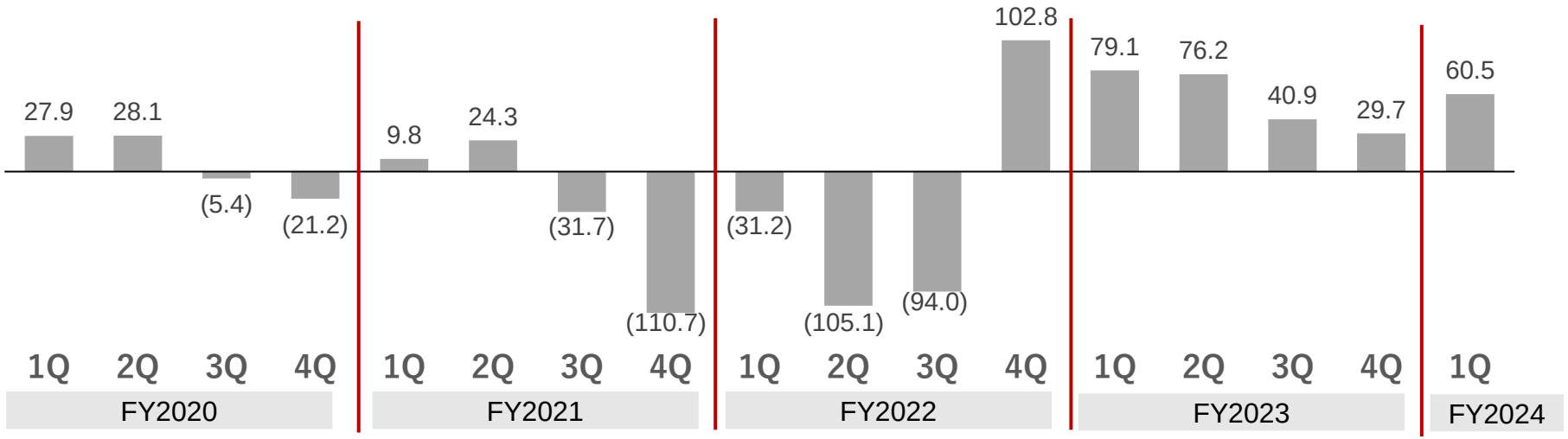

Trends of Financial Indicators（Consolidated）（1） 22

Return On Assets（ROA） [Operating Income / Total Assets (average of opening and closing period)× 100]

(%)

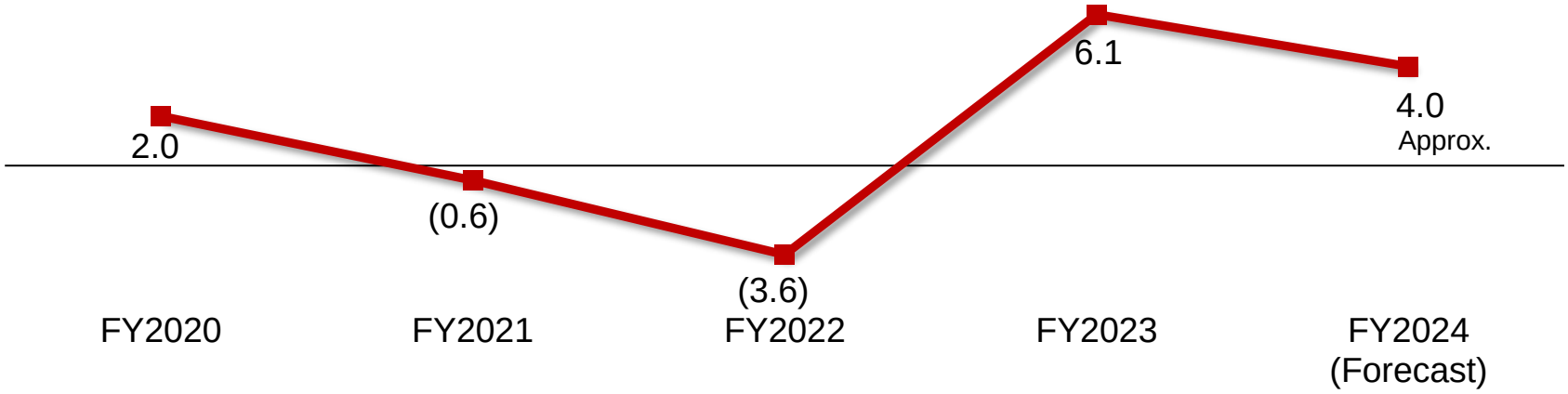

Return On Equity（ROE） [Net Income / Equity (average of opening and closing period)× 100] (%)

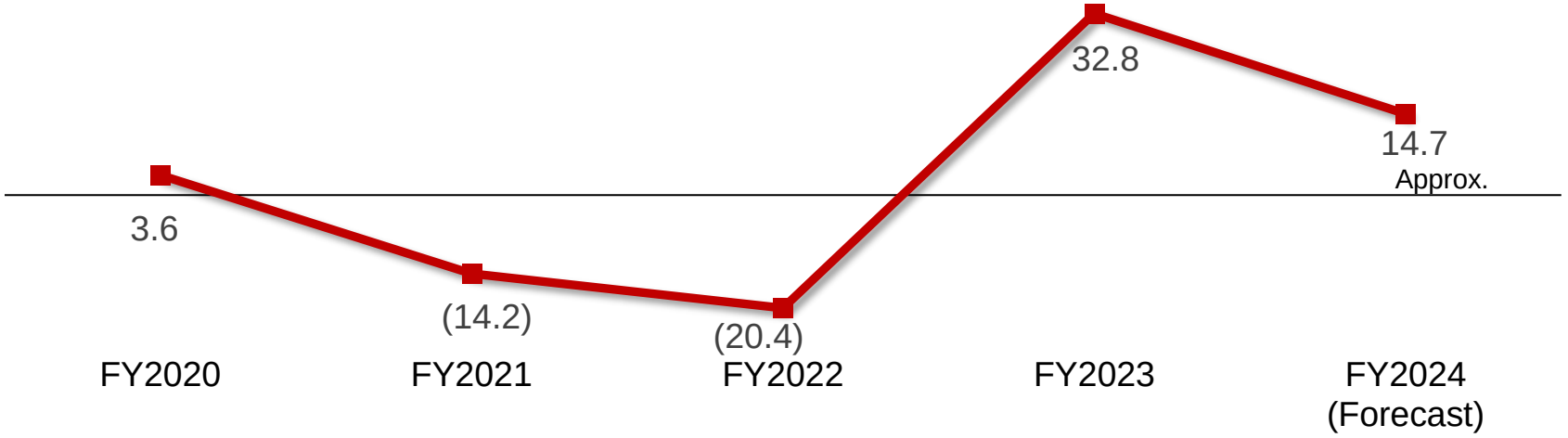

Trends of Financial Indicators（Consolidated）(2)

Price Book-value Ratio（PBR） [Stock price of each fiscal year end/ Net assets per share]

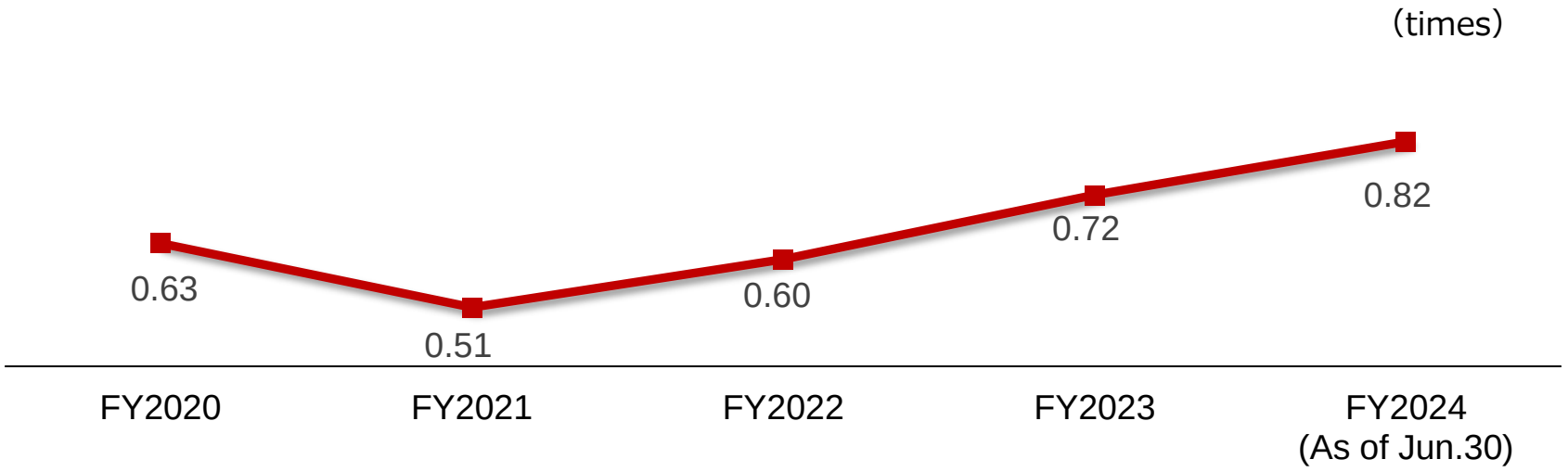

Price Earnings Ratio（PER） [Stock price of each fiscal year end / Net earnings per share]



Note : Price Earnings Ratio cannot be calculated for FY2021 and FY2022 due to net loss.
For FY2024 Net earnings per share, we use the financial forecast announced on April 30, 2024.

Retail Electricity Sales Volume by Month

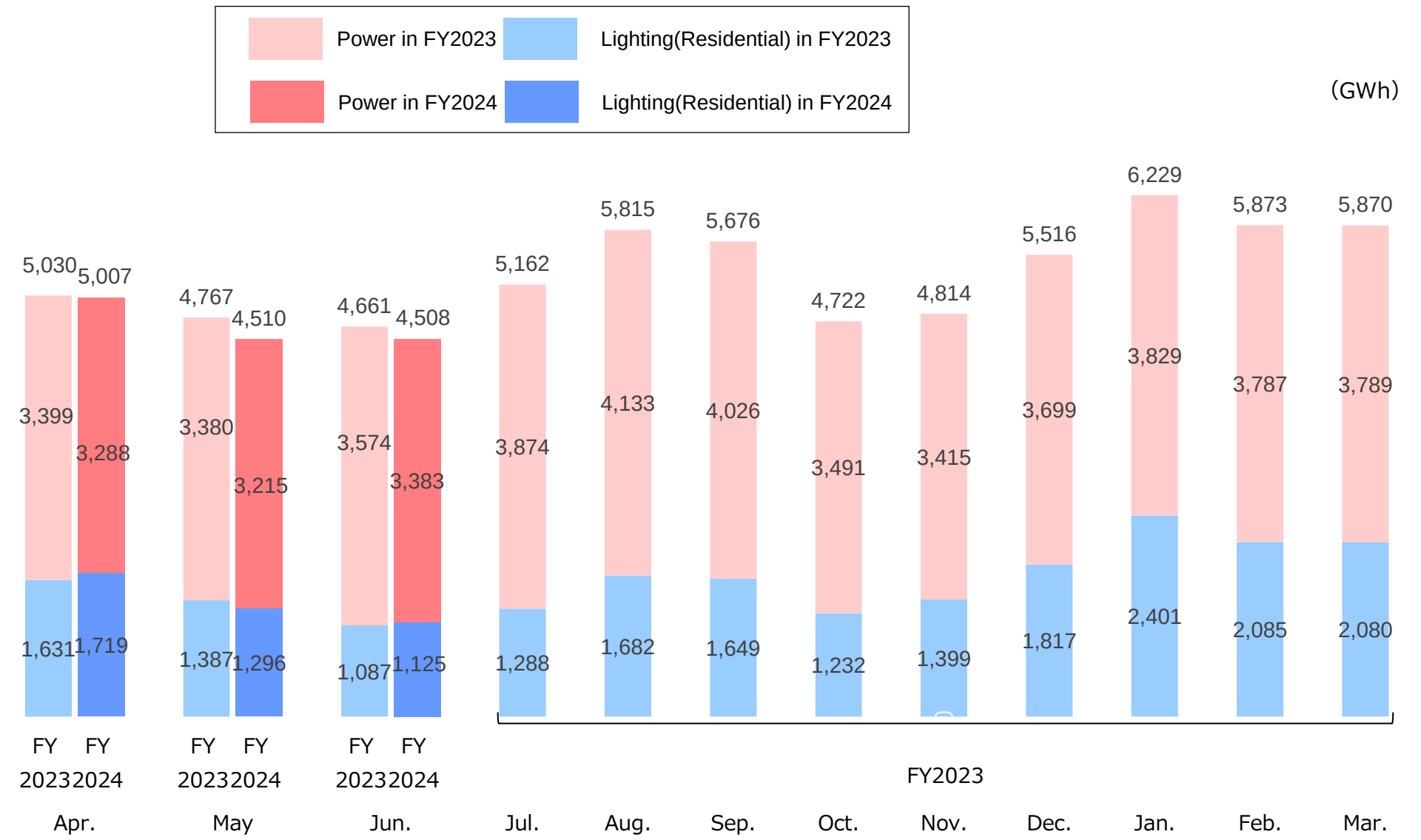

Fuel Consumption Results

(ten thousand tons , ten thousand kl)

Fuel Consumption (Individual figures of Tohoku Electric Power Co., Inc. and remote islands)

	FY2023/1Q	FY2024/1Q	Change	(Reference) FY2023
Coal (ten thousand tons)	123	155	32	798
Heavy and Crude Oil (ten thousand kl)	4	3	(1)	32
LNG (ten thousand tons)	83	74	(9)	388

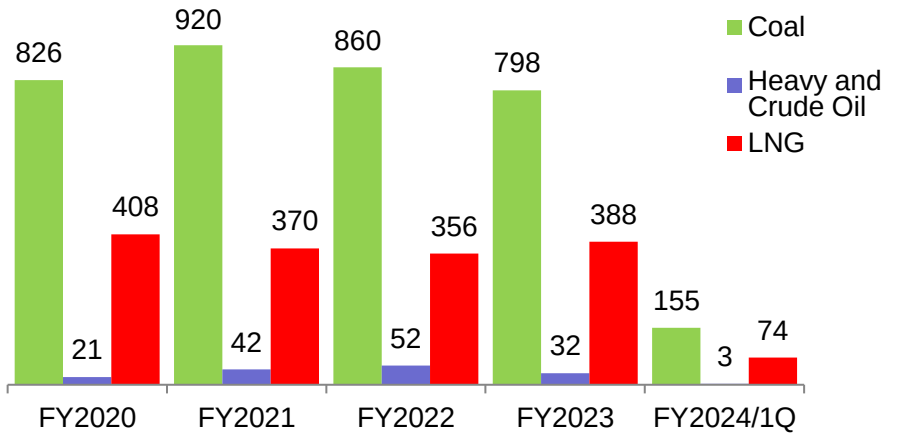

【Reference】Trends of CIF Prices of Crude Oil, Fuel Coal and LNG

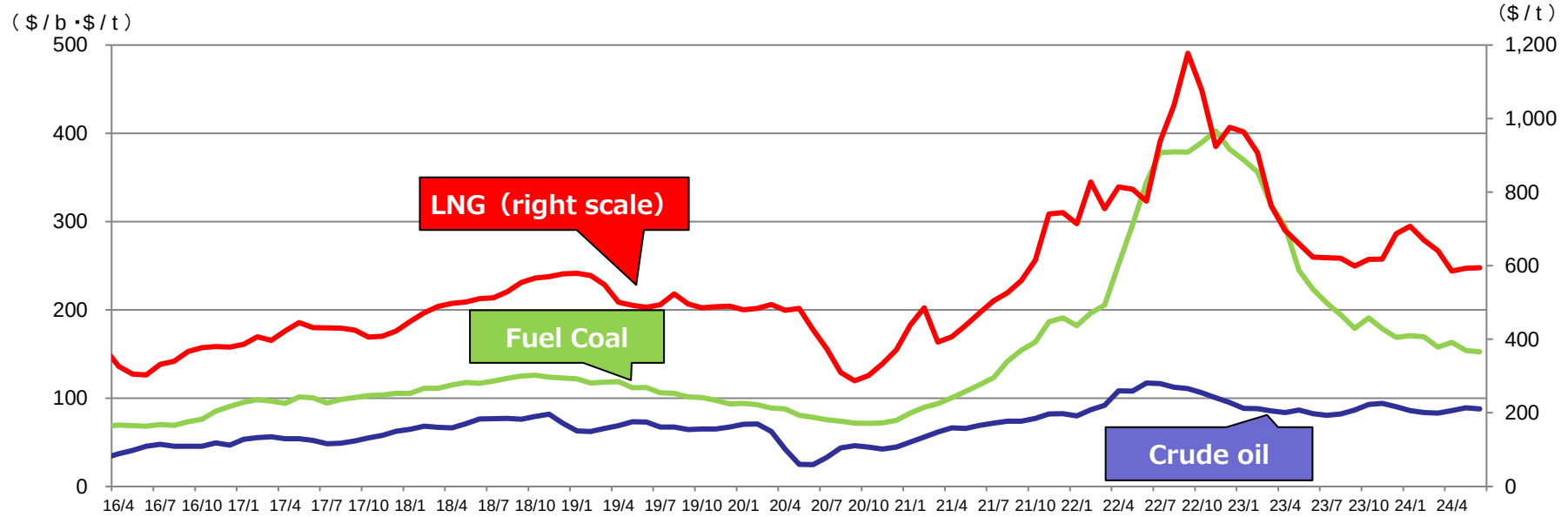

4. Efforts to Restart Nuclear Power Station

Resuming process of Onagawa Nuclear Power Station Unit 2

- ✓ At Onagawa Nuclear Power Station Unit 2, safety measure work has completed on May 27 this year, and a Large-scale damage drill, etc. to be conducted prior to fuel loading was in preparation. However, at the nuclear regulatory inspection (on-the-site inspection) conducted by the Nuclear Regulation Authority prior to the drill, it was pointed out that an impact assessment of the collapse of temporary buildings on the site due to an earthquake had not been conducted.
- ✓ In light of the above points, we conducted an impact assessment as well as removing temporary buildings based on the results of the assessment. Because of the time required for such work, we revised the timing of fuel loading from around July this year to around September of the same year. Accordingly, we assume that the resumption of operations will be around November of the same year and the resumption of commercial operation will be around December of the same year.

【Resuming process (Image)】※ In the process of resuming operations, we will proceed with checks, tests, and other tasks as necessary, pausing as needed to ensure safety is our top priority.

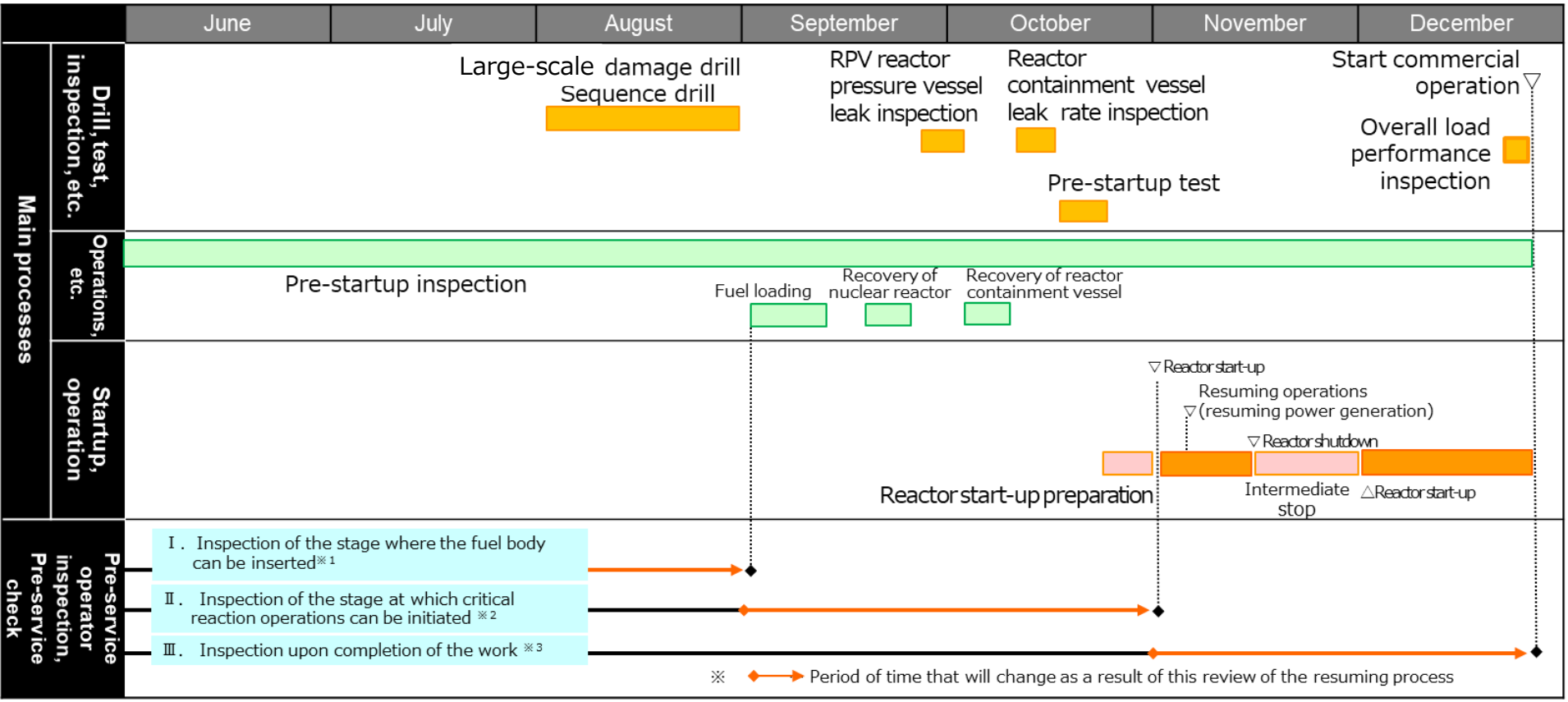

※1 After the "I" inspection is completed, a fuel body is inserted into the reactor (fuel loading).
※2 After the "II" inspection is completed, the reactor start-up operation is performed, after which the generators are paralleled and power generation begins (restart).
※3 Commercial operation will commence upon completion of the "III" inspection.

During each inspection period, a "pre-use verification" by the Nuclear Regulatory Commission will be conducted as appropriate.

The status of efforts towards the resumption of Nuclear Power Reactors

Onagawa Nuclear Power Station Unit 2

Conformity assessment	1. Permission for application for approval of license amendment (February 26, 2020) 2. Approval for construction plan (December 23, 2021) 3. Approval of safety regulations (February 15, 2023)
Construction work on safety measures	Construction work on safety measures was completed on May 27, 2024.
Pre-Service Operator Inspections	Since May 2022, Pre-Service Operator inspections have been conducted. The main inspection process is as follows: 1.Inspections during the fuel bundles insertion by September 2024. 2.Inspections at the beginning stage of criticality reaction operations by October 2024. 3.Inspections at the time of construction completion by December 2024. After the inspection described in “2”, the reactor start-up operation will be performed. The timing of the generators running in parallel after that is assumed to be November 2024.



Onagawa Nuclear Power Station
Reactor containment vessel filter vent system

Higashidori Nuclear Power Station Unit 1

Conformity assessment	(Assessment of earthquake and tsunami) After receiving a rating of "generally adequate" for the development of reference tsunami and reference earthquake ground motions at the Nuclear Regulatory Commission's review meeting in February to March 2024, currently the remaining screening items for earthquake and tsunami are being addressed. (Assessment of plant) Currently, preparations are being made for the assessment, especially for "the tsunami with extremely small probability of occurrence but with large impact on power stations (PRA tsunami)," Countermeasures are under consideration and impact on screening and construction are being evaluated.
Construction work on safety measures	Currently earthquake resistant construction and installation of venting equipment for containment vessels with filters and emergency response facilities are underway.



Higashidori Nuclear Power Station Fresh water tanks

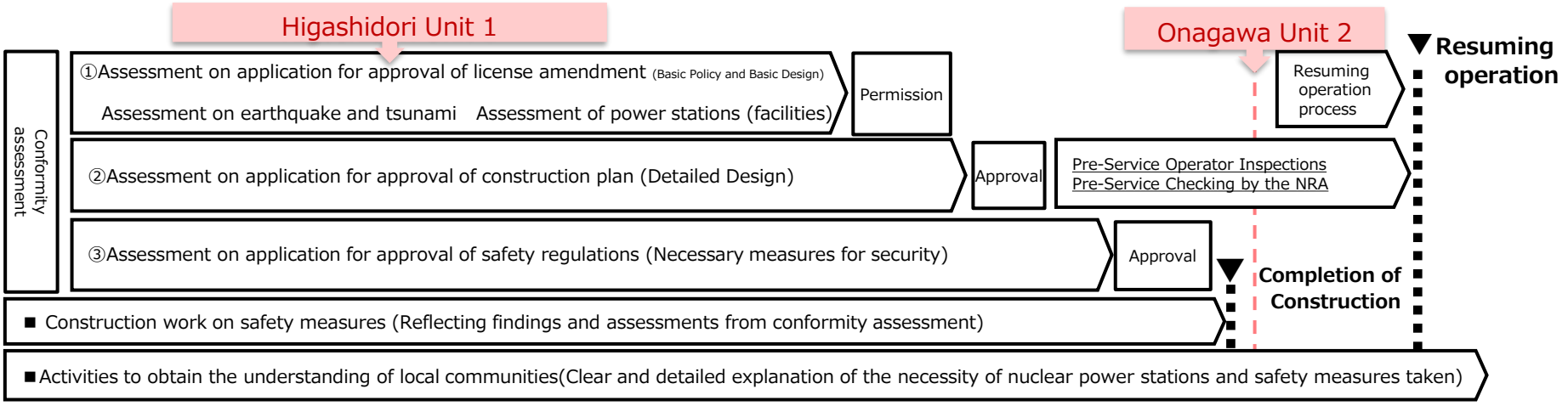

5. Main Initiatives in FY2024/1Q

Main Initiatives in FY2024/1Q (1)
(Excerpts from press releases and announcements)

Financial and management information

date	Theme
4/30	Formulation of future management development "Working alongside next +PLUS" in Tohoku Electric Power Group mid- to long-term vision
5/7	Building of alumni-network - Building good relationship with retirees for creating sustainable corporate value
6/26	Results of the 100th annual shareholders meeting

Power generation and wholesale

date	Theme
4/22	Review of completion dates of safety measure work for Higashidori Nuclear Power Station Unit 1
4/26	Successful biding in Long-Term Decarbonized Power Supply Auction for Higashi-Niigata Thermal Power Station Unit 6
4/30	Report on our response to the confirmation and request from Aomori Prefecture which is corresponded to a report from Aomori Prefecture Nuclear Safety Verification Committee (as of end of March 2024)
5/27	Completion of construction work on safety measure for Onagawa Nuclear Power Station Unit 2
5/30	Tohoku Electric Power and TOPPAN Edge jointly started the sales of liquid leak detection system utilizing printed wiring and RFID technology - Batter-less equipment for a variety of liquids including oil, water, and chemicals
5/31	Application for approval of design and construction plan for additional storage of spent fuel transportation container for Onagawa Nuclear Power Station
6/12	Completion of the 3rd periodic operator inspection in Onagawa Nuclear Power Station Unit 1
6/12	Unplanned activation of emergency gas treatment system in Onagawa Nuclear Power Station Unit 2
6/21	Causes and countermeasures related to unplanned activation of emergency gas treatment system in Onagawa Nuclear Power Station Unit 2
6/27	Application for approval of long-term facility management plan for Onagawa Nuclear Power Station Unit 2

Main Initiatives in FY2024/1Q (2)
(Excerpts from press releases and announcements)

Green business

date	Theme
4/3	Nichirei's introduction of Off-site Corporate PPA Service utilizing electricity generated from low-voltage solar power stations
4/8	Start of "Akita E-ne ! Option Hydric Power 100%" supply to "Akita Bank" and issuance of certificates
4/11	Start of "Akita E-ne ! Option Hydric Power 100%" supply to "Granopt" and issuance of certificates
4/25	Tohoku Electric Power and Tokyu Power Supply agree to collaborate on renewable energy aggregation business
5/1	Establishment of "Yokote Yuzawa Forest Cycle Corporation" - Operating woody biomass power generation fueled by wood from Akita Prefecture and building resource recycling system for local production and consumption
5/2	Start operation of JRE Miyagi Kamimachi Windfarm
5/9	Start of "Akita E-ne ! Option Hydric Power 100%" supply to "Ecosystem Hanaoka Corporation" and issuance of certificates
5/30	Tohoku Electric Power Frontier: Exclusion of consolidation agreement between the three parties including Yokohama-shi, Tokyu Power Supply, and Tohoku Electric Power Frontier
6/11	NEDO Green Innovation Fund Project: Adoption of floating offshore wind power demonstration project
6/18	Start of "Akita E-ne ! Option Hydric Power 100%" supply to "Alfresa Fine Chemical Corporation" and issuance of certificates
6/28	Start of "Akita E-ne ! Option Hydric Power 100%" supply to "Takakichi Construction Corporation" and issuance of certificates

Energy and solution service

date	Theme
4/1	Kamei and Tohoku Electric Power add eligible electricity rate menus to set plans
5/31	Tohoku Electric Power and Tohoku Electric Power Frontier offer demand response service to support "affordable and ecological" use of electricity
6/3	Campaign titled "Now is the best time to change plans" - 15% discount on electricity bill for two months when you subscribe to an eligible rate plan

Power transmission and distribution

date	Theme
4/23	Start operation of abnormality detection of bolts and nuts on power transmission towers utilizing drone and AI (Press release by Tohoku Electric Power Network)
4/25	Continuation of demonstration tests related to patrol inspection of power distribution facilities utilizing customers' eyes – Continuation of the event "Holy war over power transmission tower in Tohoku region and Niigata prefecture".(News from Tohoku Electric Power Network)
5/15	Review of calculation parameters from April 2025 for the supply and demand adjustment market (News from Tohoku Electric Power Network)
6/3	Start of full-scale construction of installation of Tokiwa Main Line Miyagi Marumori switchyard (Press release by Tohoku Electric Power Network)

Major Press Releases

Power generation and wholesale

Development of Higashi-Niigata Thermal Power Station Unit 6 utilizing Long-Term Decarbonized Power Supply Auction

(Press releases dated Apr. 26 and Jul. 23)

・At the "Long-Term Decarbonized Power Supply Auction" held on January this year, the company submitted a bid for Higashi-Niigata Thermal Power Station Unit 6, which is being considered in the replacement plan, and won the bid.
・Based on the result, the company decided to continue to strive for both stable supply of electricity and achievement of carbon neutrality, and to develop Higashi-Niigata Thermal Power Station Unit 6 (650,000 kW class) to begin operation in fiscal year 2030. Also, with the development of Unit 6, the company decided to discontinue Higashi-Niigata Thermal Power Station Unit 1 & 2 (600,000 kW class, respectively) on March 2028.

[The bid result of Long-Term Decarbonized Power Supply Auction]

Name of power supply	Higashi-Niigata Thermal Power Station Unit 6
Power source for bidding	LNG-burning
Auction capacity	615,849 kW



Panoramic view of Higashi-Niigata Thermal Power Station

Green business

Establishment of "Yokote Yuzawa Forest Cycle Corporation"

(Press releases dated May 1)

・The Company establishes "Yokote Yuzawa Forest Cycle Co., Ltd." jointly with three companies; Kitanihonsakudou Co., Ltd., Sanyo Trading Co., Ltd., and Taihei Dengyo Kaisha, Ltd.
・The new company will build and operate the power station in Yokote and Yuzawa that uses woody biomass fueled by wood from Akita Prefecture, and will promote forestry, community revitalization, and decarbonization efforts through forest maintenance and the production and sale of building materials.

[New company's business image]

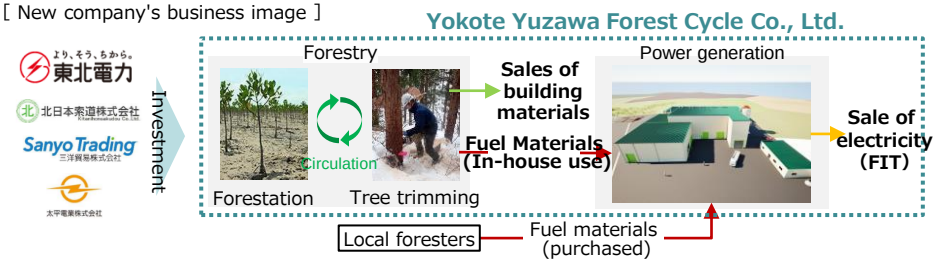

Energy and solution service

Campaign titled "Now is the best time to change plans"

(Press release dated June 3)

・The company and Tohoku EPCO Frontier start the campaign aiming to expand subscription to affordable deregulated rate plans that suit customers' lifestyles.
・We will continue to be your company of the choice through the support of the realization of comfortable, safe, secure, and more affluent lifestyles for our customers by providing services that meet their diverse needs.



Power transmission and distribution

Start operation of abnormality detection of bolts and nuts on power transmission towers utilizing drone and AI

(Tohoku Electric Power Network Press Release dated April 23)

・Tohoku Electric Power Network, KDDI Corporation, and KDDI Smart Drone Inc. jointly developed "AI that detects abnormality in bolts and nuts on power transmission towers" that automatically detects abnormalities such as missing or loose bolts or nuts based on image information captured by a drone, and start operation on April this year.
・Through the use of this service, the Company will work to improve the quality and efficiency of its maintenance operations as well as utilizing advanced technologies and new knowledge to ensure a stable supply of electric power.



Detection of holes where bolts have fallen out



Detection of loosening disengagement and bolt dropout holes



Detection of looseness of bolt loosening stop

※ The defective bolts and nuts were artificially created by the equipment scheduled for removal.
※ This is not indicated for normal bolts and nuts.

Green Business Development Status

Development/participation results*
(as of end of June, 2024)

Total output share: Approx. **800** MW

New development target*

Early 2030s **2,000** MW or more

* Includes increased output from renewal of existing power sources and in-house development by Corporate PPA.

Power stations under development / participation (As of end of June, 2024)

	Project Name (●:Independent development in our group)	Prefecture	Output (MW)	Scheduled Commercial Operation Date	In operation (★)
Offshore Wind	Aomori Offshore Wind	Aomori	TBD	TBD	
	Iwate Floating Offshore Wind	Iwate	TBD	TBD	
	Off the southern coast of Akita Prefecture Offshore Floating Wind Demonstration	Akita	TBD	TBD	
	Offshore Happo and Noshiro, Akita	Akita	375	June 2029	
	Akita and Noshiro Port Offshore Wind	Akita	138.6	Jan. 2023	★
	Offshore Wind Power Project Off Oga City, Katagami City, and Akita City in Akita Prefecture	Akita	315	June 2028	
Onshore Wind	● Nakatombetsu Onshore Wind	Hokkaido	48	April 2030	
	Green Power Fukaura	Aomori	73.6	Feb. 2024	★
	●Takko Wind (tentative name)	Aomori	Approx.75.6	After FY2027	
	Shimokita Wind	Aomori	96	After 2027	
	Oonakadai-bokujyo Wind	Aomori	4	After 2025	
	Fukamochi Wind	Aomori	94.6	After FY2030	
	Windfarm Tsugaru	Aomori	121.6	April 2020	★
	JRE Shichinohe-Towada Wind	Aomori	30.5	Dec. 2021	★
	Inaniwa Takko Wind	Iwate	Approx.100	After FY2025	
	Inaniwa Wind	Iwate	Approx.100	After FY2025	
	JRE Oritsumedake South 1 Wind	Iwate	44.18	Jan. 2023	★
	Noshiro-Yamamoto Regional Wind	Akita	96.6	Mar. 2025	
	●Shiroishi Kosugo Wind	Miyagi	Approx.38	After FY2026	
	JRE Miyagi Kami Windfarm	Miyagi	Approx.42	May 2024	★
	Inego-Toge Windfarm	Miyagi	58.8	May 2028	
	JRE Sakata Wind Replace	Yamagata	Approx.27.5	2026	
	JRE Tsuruoka Hachimoriyama Wind	Yamagata	13.6	Nov. 2021	★
	Southern Abukuma Wind	Fukushima	Approx.90	After FY2025	
	Tabito Central Windfarm	Fukushima	Approx.54.6	After FY2027	
	Fukui Kunimidake Wind	Fukui	37.8	May 2027	
Geothermal	●Kijiyama	Akita	14.9	2029	
Hydro	●Shin-Kamimatsuzawa	Aomori	9.4	FY2031	
	●Naruse River	Miyagi	2.3	FY2034	
	●Tamagawa No.2	Yamagata	14.6	Nov. 2022	★
Solar	Miyagi Osato Solar Park	Miyagi	37.5	Oct. 2021	★
	Power Plant Tsuhaze	Mie	35	Feb. 2023	★
Biomass	Chokai-Minami	Yamagata	52.9	Oct. 2024	
	Niigata East Port	Niigata	50	Oct. 2024	

Participation in offshore wind power generation projects

Consortium Name	Oga, Katagami, Akita Offshore Green Energy Consortium	Happo and Noshiro Offshore Wind Power GK
Constituent Companies	JERA Co., Inc. (Representative company), Electric Power Development Co., Ltd., Tohoku Electric Power Co., Inc., ITOCHU Corporation	ENEOS Renewable Energy (Representative company) , Iberdrola Renewables Japan, Tohoku Electric Power (and Akita Bank participates as an investor)
Generation facility output	315MW	375MW
Type and number of units	Bottom-mounted, 21 units (15MW/unit)	Bottom-mounted, 25 units (15MW/unit)
Scheduled start of operation	June, 2028	June, 2029

【Map of planned project

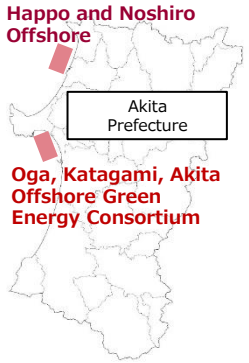

Development status of Corporate PPA business

【Major orders received】

Customer Name	Start of supply (including expected timing)	Output (kW)	Power source type
The 77 Bank, Ltd.	Oct. 2024	Approx. 2,000	Solar
JR East Japan Railway Company	Feb. 2024	1,200	Wind
Bourbon Corporation	Feb. 2024	Approx. 2,000	Solar
Nichirei Corporation	Mar. 2024	1,980	Solar

(Business Scheme: Example of Nichirei)

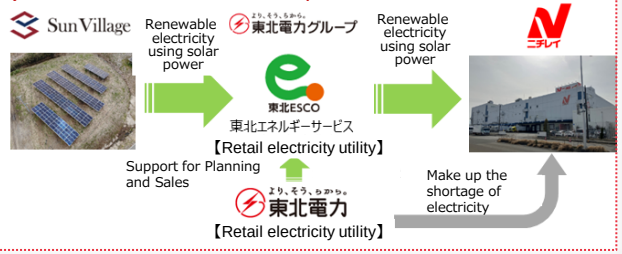

This presentation solely constitutes reference material for the purpose of providing the readers with relevant information to evaluate our group. The information contains forward-looking statements based on assumptions and projections about the future with regard to our group.

As such, the readers are kindly asked to refrain from making judgment by depending solely on this information.

The forward-looking statements inherently involve a degree of risks and uncertainties. Consequently, these risks and uncertainties could cause the actual results and performance to differ from the assumed or projected status of our group.

We hereby disclaim any responsibility or liability in relation to consequences resulting from decisions made by investors.

‘1Q’ in this presentation refers to the period from April to June, and ‘fiscal year’ refers to the period from April to March of the following year.