

# Consolidated Results of Operations for the Nine Months Ended December 31, 2024

February 14, 2025

Remixpoint is a company that **tackles, through business, issues that arise as society transforms**

RP · Remixpoint



Energy  
business



Resilience  
business



Medical  
business



Financial  
Investment  
Business



## Energy business

### Electricity retailing business

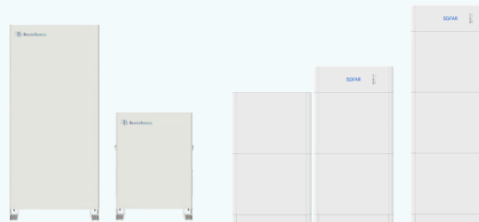
- Supply high-voltage and low-voltage customers with electricity throughout Japan, excluding Okinawa area and isolated islands
- We offer multiple plans, including market-linked plans, to meet the diverse needs of consumers, achieving both business risk reduction and stable revenue assurance.



## Resilience business

### Renewable energy/energy-saving consulting and BCP response-related business

- Sales of the Company's original, hybrid-type home-use power storage system, "remixbattery"
- Sales of industrial-use lithium-ion, three-phase 200V hybrid power storage system



- Consulting on obtaining subsidies and other kinds of financial assistance



## Medical business

### Web marketing business for medical institution and Welfare business

- Web marketing support designed for sales support of medical institutions
- Management consulting specialized for dental and medical clinics, etc



## Financial Investment Business

Investment and financing business related to cryptocurrency investment, stock investment, and loans, etc.

## Upward Revisions to Full-Year Results Forecast for Fiscal Year Ending March 31, 2025

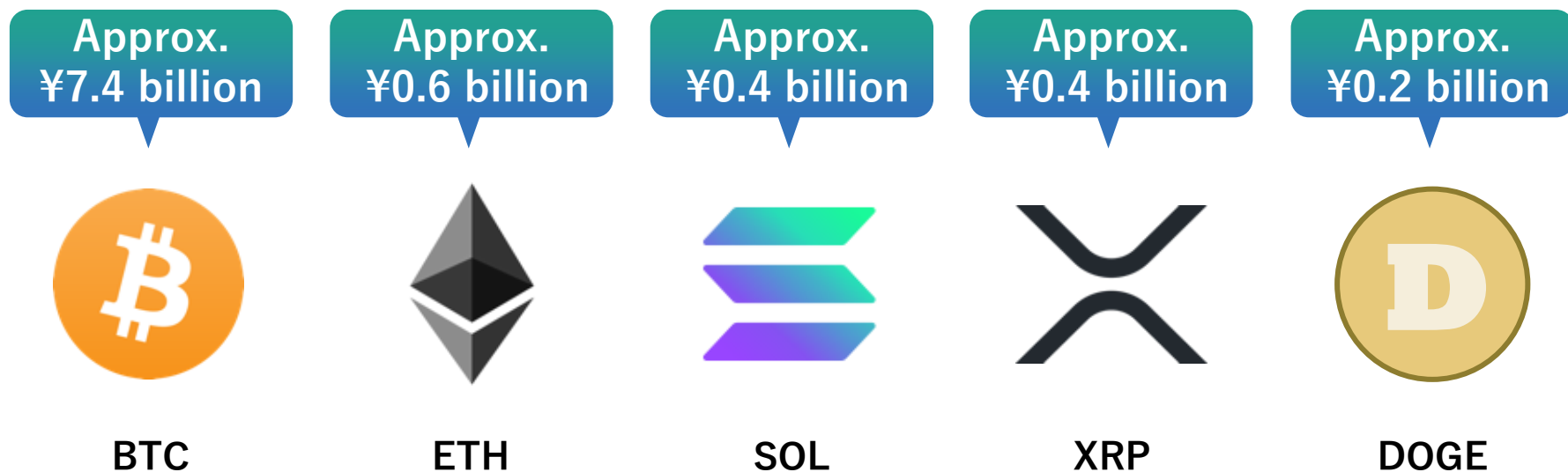
The company has further revised its consolidated earnings forecast for the fiscal year, which was disclosed on November 14, 2024, due to the significant growth in recurring profit, driven by the strong performance of cryptocurrency investments in its financial investment business

(Millions of yen)

	Net sales	Operating profit	Ordinary profit	Profit attributable to owners of parent
Original forecast	24,200	835	790	685
Revised forecast	24,200	970	1,650	1,300
Change	—	135	860	615
Percent change	—	16.1%	108.8%	89.7%

## Acquisition of cryptoassets

We have resolved to purchase a total of 10 billion yen worth of cryptoassets and has already acquired 9 billion yen worth as of February 13, 2025."



\*Each cryptocurrency amount represents the acquisition cost of the cryptocurrency held as of February 13, 2025.

# Nine Months Ended December 31, 2024 Results Summary

# Results for the Nine Months Ended December 31, 2024

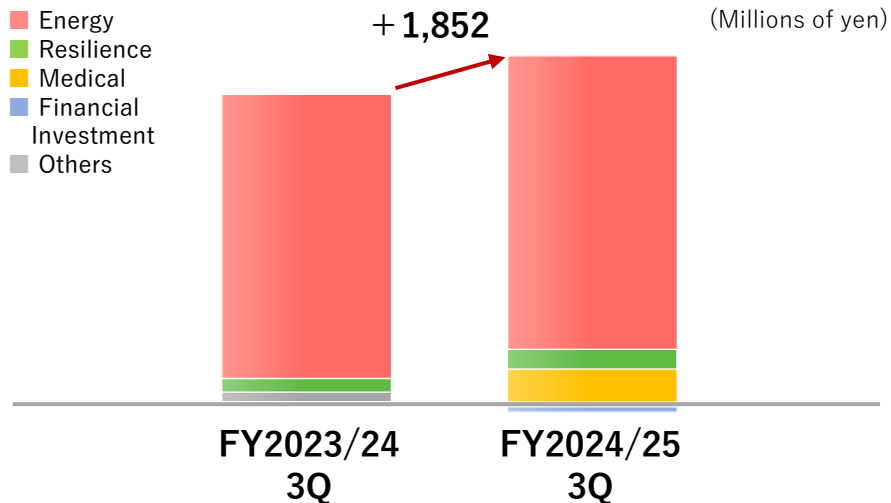
Although sales grew steadily, Profits decreased year-on-year due to the impact of a burden of capacity contributions that started in the current fiscal year. However, due to the start of cryptocurrency investment, valuation losses were recorded, and ordinary profit increased.

(Millions of yen)

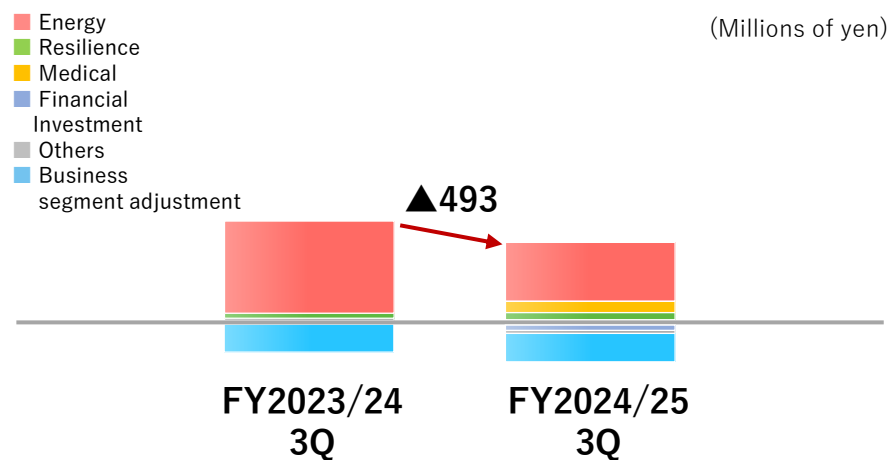
		FY2023/24 3Q	FY2024/25 3Q
<b>Net sales</b>	Energy business	14,205	14,953
	Resilience business	628	794
	Financial Investment Business	—	84
	Medical business	—	956
	Others	102	—
	<b>Total</b>	<b>14,936</b>	<b>16,789</b>
<b>Operating profit</b>	Energy business	1,708	1,084
	Resilience business	49	73
	Financial Investment Business	—	67
	Medical business	—	125
	Others	26	▲1
	Business segment adjustment	▲514	▲571
	<b>Total</b>	<b>1,270</b>	<b>777</b>
Ordinary profit	1,294	1,459	
Profit attributable to owners of parent	1,339	1,354	

# Results for the Nine Months Ended December 31, 2024

## Net sales



## Operating profit



## Topics

### Energy business

- The total contracted capacity of both high-voltage and low-voltage customers as well as net sales increased compared to the previous year as a result of efforts such as strengthening new sales activities and releasing a new plan tailored to customer needs.
- The amount of capacity contributions of approximately from April to December 2024 1.11 billion yen was recorded as a cost of sales, resulting in a year-on-year decrease in operating profit. For the fiscal year ending March 2026, segment profit is expected to recover since the total amount of capacity contributions is expected to decrease.

### Resilience business

- The development of sales agents for storage batteries and active promotion of sales activities led to a significant increase in the number of units sold of "remixbattery," resulting in increased net sales.

### Financial Investment Business

- We are driving the investment and lending activities throughout the group. Starting in November 2024, we will recognize the valuation gains and losses of our held cryptocurrencies as sales revenue.



# Quarterly statements of income

(Millions of yen)

		FY2023/24				FY2024/25		
		Apr-Jun (1Q)	Jul-Sep (2Q)	Oct-Dec (3Q)	Jan-Mar (4Q)	Apr-Jun (1Q)	Jul-Sep (2Q)	Oct-Dec (3Q)
Net sales	Energy business	4,079	5,624	4,501	4,681	3,798	6,350	4,804
	Resilience business	122	226	278	591	193	271	329
	Financial Investment Business	—	—	—	—	—	—	84
	Medical business	—	—	—	278	315	339	301
	Others	101	1	—	—	—	—	—
	<b>Total</b>	<b>4,303</b>	<b>5,852</b>	<b>4,780</b>	<b>5,550</b>	<b>4,307</b>	<b>6,961</b>	<b>5,520</b>
Operating profit	Energy business	455	766	486	587	181	629	272
	Resilience business	▲20	35	34	82	▲2	31	44
	Financial Investment Business	—	—	—	—	—	—	67
	Medical business	—	—	—	▲7	49	56	20
	Others	4	1	20	▲1	▲0	▲0	▲0
	Business segment adjustment	▲199	▲175	▲139	▲187	▲174	▲218	▲178
<b>Total</b>	<b>241</b>	<b>627</b>	<b>401</b>	<b>473</b>	<b>53</b>	<b>497</b>	<b>225</b>	
Ordinary profit	213	615	465	463	41	467	951	
Profit attributable to owners of parent	250	650	439	▲269	19	408	927	

# Consolidated balance sheets

(Millions of yen)

		As of March 31, 2024	As of December 31, 2024
Assets	Cash and deposits	13,573	9,486
	Trade receivables and contract assets	3,554	3,341
	Merchandise	251	148
	Owned cryptoassets	68	5,810
	Operational investment securities	—	435
	Other	264	464
	Total current assets	17,714	19,687
	Total non-current assets	1,999	1,693
	Total assets	19,714	21,381
Liabilities	Accounts payable - trade	565	1,073
	Deposits received	97	352
	Income taxes payable	14	64
	Other	644	444
	Total current liabilities	1,322	1,935
	Total non-current liabilities	422	114
	Total liabilities	1,744	2,050
Net assets	17,969	19,330	
Total liabilities and net assets	19,714	21,381	

- ① Numerical forecasts and future outlooks presented or stated in this document are based on judgments, assessments, and assumptions made using information currently in the possession of the Remixpoint Group.  
Due to the uncertainties inherent in these judgments, assessments, and assumptions as well as future changes in business administration, internal/external circumstances, etc., the actual outcomes may be substantially different from the projections made. The Remixpoint Group provides no warranties as to the reliability of any representation related to future projections.
- ② This document is for the purpose of providing information, and in no way constitutes a solicitation by the Remixpoint Group to engage in any activity.
- ③ The citation or duplication of this document for any purpose without consent is prohibited.