i Cubed Systems

Second Quarter of Fiscal Year ending June 30, 2025 Supplementary Material on Financial Statements

February 12, 2025

i Cubed Systems, Inc.

TSE Growth：4495

Copyright©2025 i Cubed Systems, Inc. All Rights Reserved.

Table of Contents

1. Summary P 2

2. Business Summary P 4

3. Business Highlights P 11

4. Financial Results for 2nd Quarter of Fiscal Year ending June 30, 2025 P 15

5. Reference Materials P 27

Disclaimer
This document has been translated from the Japanese original for reference purposes only. In the event of any discrepancy between this translated document and the Japanese original, the original shall prevail.

Copyright©2025 i Cubed Systems, Inc. All Rights Reserved.

1. Summary

Copyright©2025 i Cubed Systems, Inc. All Rights Reserved.

Summary of 2Q of FY6/25

Significant year-on-year growth in net sales, driven by expansion of the CLOMO Business and recording of revenue in the investment business.
Number of corporations deploying CLOMO Business services surges past 7,000, customer base is expanding steadily.

Net sales	Operating income	Number of corporations introducing our services
1,716million yen	423million yen	7,694corporations
YoY: +20.4% ↑	YoY: +27.2% ↑	+14.7% ↑ from the end of the previous period

※The income statement of 10KN COMPANY LIMITED, which became a wholly owned subsidiary in April 2024, has been included in the consolidated financial statements from the current fiscal year.

Copyright©2025 i Cubed Systems, Inc. All Rights Reserved.

2. Business Summary

Copyright©2025 i Cubed Systems, Inc. All Rights Reserved.

Structure of the Group’s business

CLOMO Business is the main focus of business development for the Group.
Investment Business was launched in June 2022 to further expand CLOMO Business and to accelerate growth of the Group as a whole.

CLOMO Business

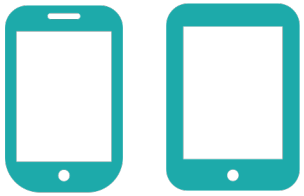

Main business and revenue base of the Group, providing CLOMO MDM and CLOMO SECURED APPs to support use and management of mobile devices by corporates

Investment Business



Investment activities, such as CVC, aimed at generating business opportunities for CLOMO Business and execution of M&A aimed at further expansion of CLOMO Business and creation of new businesses

Copyright©2025 i Cubed Systems, Inc. All Rights Reserved.

Reasons why MDM is gaining attention

Business use of mobile devices is expanding in a wide variety of industries with the promotion of DX and paperless operations. At the same time, there is a growing need to address risks arising from loss, theft, etc. of mobile devices.

Mobile device use cases (partial list)

- **Smartphone**

Device lent to employees (mobile phone for business use)
Extension tool at medical institutions

- **Tablet**

Devices lent to children in classrooms
Devices for reservations, inventory control, and payment at stores that have customer interaction

- **Dedicated terminals**

Devices for delivery management by delivery personnel in the forwarding industry
Devices for checking drawings and communication in the manufacturing industry

Necessity of mobile device management (MDM)

1 in 3 companies has experienced loss or theft of data or information devices by employees

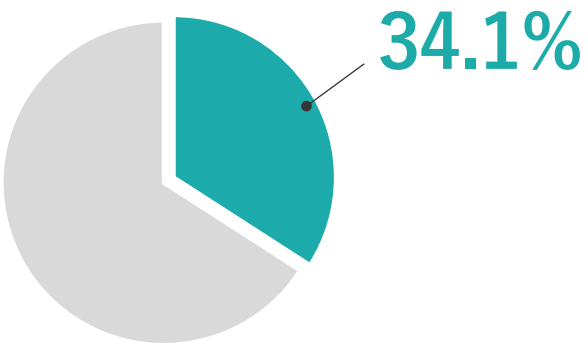

The most common security incident experienced by companies over the past year was loss or theft of data or information equipment by employees at 34.1%

Source) JIPDEC “JIPDEC IT-REPORT 2023 Spring”

Copyright©2025 i Cubed Systems, Inc. All Rights Reserved.

Overview of the CLOMO Business (Service)

We provide MDM services to reduce the security risks of mobile devices for business use, and application services to enable more efficient use of mobile devices.

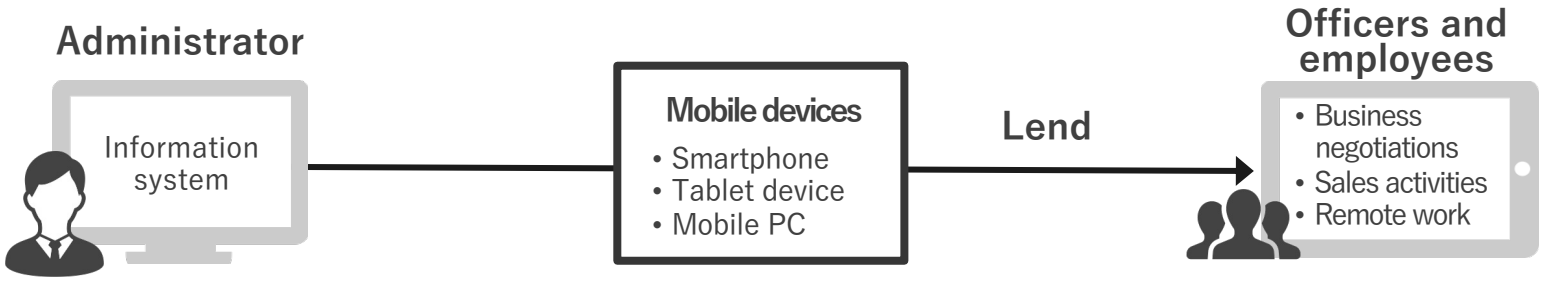

		Visualization of utilization status “Status monitoring”	Function restrictions And settings “Application of utilization rules”	Security measures “Measures for preventing information leakage”
Manage-ment	**Basic functions for smooth management**	Remotely assess the utilization status in real time	Properly set and restrict functions	Device lock and data erasure when the device is lost or stolen
Utilization	**In combination with MDM, ensure both safety and convenience**	Efficiently assess the utilization status	Efficiently use business software	Provide apps that meet security requirements
		【Browser / Mailer / Calendar / Contacts / Docs】		

Copyright©2025 i Cubed Systems, Inc. All Rights Reserved.

Overview of the CLOMO Business (Sales structure)

We focus on service expansion in collaboration with sales partners. Meanwhile, our Customer Success Division, which has extensive product knowledge, provides direct support to customers who have installed our products.

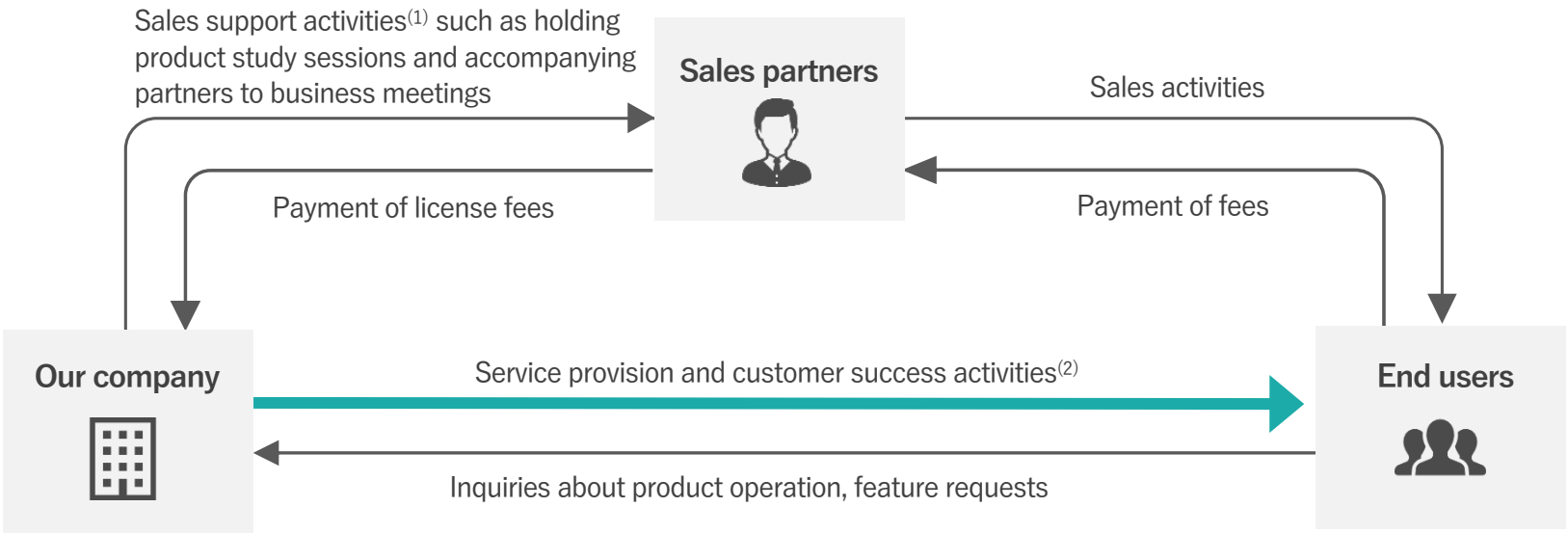

Notes:
1. In addition to sales support activities for sales partners, we carry out marketing activities targeting potential customers, mainly through case study ads and participation in seminars and events.
2. Our customer success activities include providing support for customer inquiries, conducting regular customer interviews, holding seminars and user meetings on product operation, and up-sells/cross-sells.

Copyright©2025 i Cubed Systems, Inc. All Rights Reserved.

CLOMO's post-release evolution

Promoted service development through partnerships with/certification by OS developers.
Began providing on an OEM basis to NTT Docomo Group in 2022, grew customer base to more than 7,000 companies in 14 years.

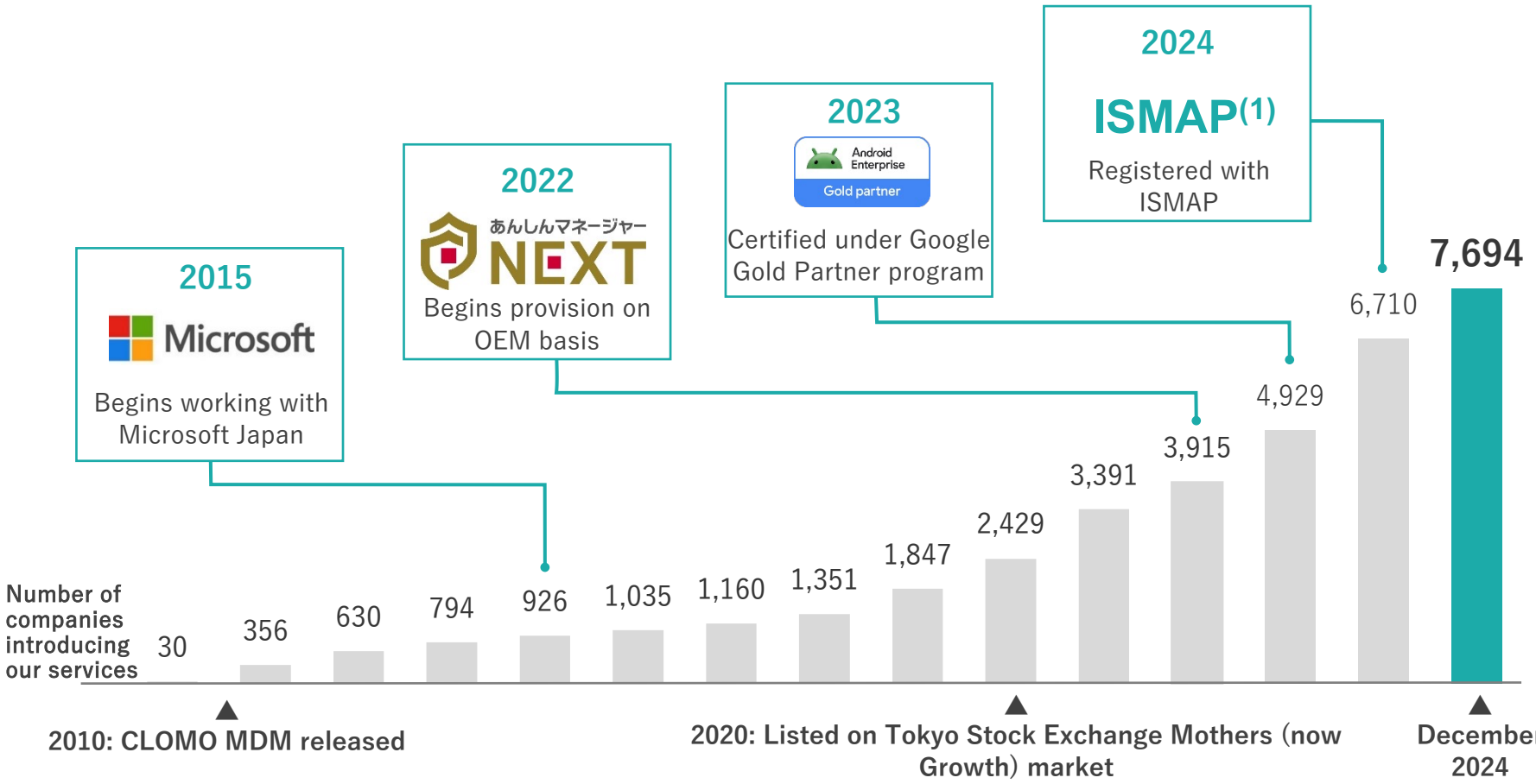

Notes:
1. An abbreviation of "Information system Security Management and Assessment Program." A system for evaluating the security of cloud services utilized by the government, established by the Cabinet Secretariat, Ministry of Internal Affairs and Communications, and Ministry of Economy, Trade and Industry. By acquiring ISMAP certification, the Company seeks to improve the reliability of CLOMO Services and win market share at public agencies.

Copyright©2025 i Cubed Systems, Inc. All Rights Reserved.

Overview of the Investment Business

We are conducting startup investments across a wide range of fields through our CVC subsidiary, i Cubed Ventures, Inc., aiming to further grow our company group through these investment activities.

Focus areas within investments

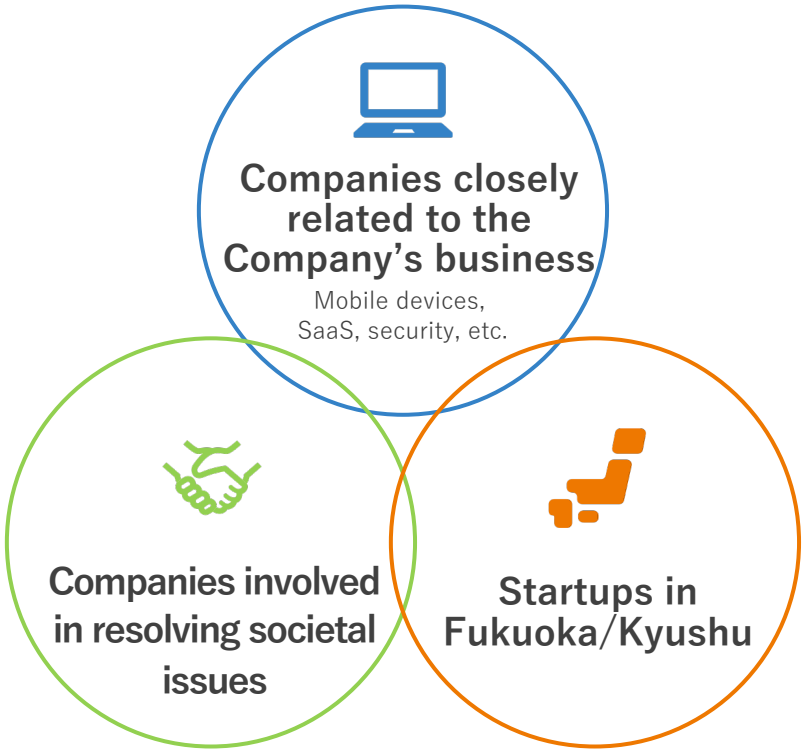

Copyright©2025 i Cubed Systems, Inc. All Rights Reserved.

3. Business Highlights

Copyright©2025 i Cubed Systems, Inc. All Rights Reserved.

Summary of progress in the CLOMO Business

Moving forward with various measures in accordance with the growth strategy; progress is more or less in line with plans. In particular the customer base continues to expand steadily, driving increases in CLOMO Business sales.

Issue	FY25 Growth Strategy	Status of initiatives up to end 2Q
Expansion of customer base	● Increase number of customers through provision of OEM for “Anshin Manager NEXT” ● Strengthen development of sales partners to leverage nationwide sales offices	● The rollout by the partner to which we provide services on an OEM basis has gone smoothly, leading to accelerating growth in the number of corporations introducing our services ● To win customers in the medical field, we have strengthened such initiatives as participating in events and publishing deployment case studies ● CLOMO has been certified as a tool eligible for IT Deployment Subsidies 2024(1)
ARPU improvement	● Further expand optional services ● Strengthen cross-selling product proposal system and implement sales strategies that meet customer needs, such as product bundling options	● Made OneBe, Inc. our subsidiary with the aim of expanding services for Windows PCs ● Enhanced the functionality of the “CLOMO Home” customer home screen app ● Held CLOMO user meetings
Service value improvement	● Investigate and develop additional functions to enter PC asset management market ● Develop functions for collaboration with the products, etc. of other companies, and strengthen collaboration with OS partners	● By making OneBe, Inc. our subsidiary, we have strengthened our development capabilities and sales channels for Windows PC services going forward

Notes:
1. A subsidy system promoted by the Small and Medium Enterprise Agency (Ministry of Economy, Trade and Industry), that supports the deployment of IT tools (software, services, etc.) for improving operational efficiency and implementing DX, etc., with the objective of enhancing the labor productivity of small and medium-sized enterprises and small-scale business operators.

Copyright©2025 i Cubed Systems, Inc. All Rights Reserved.

Achieved top market share of domestic MDM market for 14 consecutive years

CLOMO MDM continues to expand its customer base since the launch of service in 2010. It has maintained No. 1(1) share in the domestic MDM market (own-brand) for 14 consecutive years.



Note:
1. Deloitte Tohmatsu MIC Research Institute Co., Ltd. “Market Outlook of Collaboration/Contents & Mobile Management Packaged Software” (https://mic-r.co.jp/mr/00755/) for actual shipment value in FY 2011-2013, and “MDM private brand market” (MIC IT Report Dec 2024 issue; https://mic-r.co.jp/micit/2024/) for actual shipment value in FY 2014-2023 and predicted shipment value in FY 2024.

Copyright©2025 i Cubed Systems, Inc. All Rights Reserved.

Strengthening services for Windows PCs

In order to strengthen our services for Windows PCs, we made OneBe, Inc., a provider of specialized of Windows PC security products, our subsidiary(1). We seek to grow the customer base by expanding optional services and sharing sales channels.

Overview of OneBe, Inc.

- Based on its management philosophy of “We prevent information leaks,” OneBe, Inc. develops and provides solutions to prevent information leakages from Windows PCs used by companies and individuals.
- Its proprietary technology enables it to enforce the remote deletion of data on lost Windows PCs regardless of whether the power is on or whether the device is connected to a network, thus supporting countermeasures to prevent the leakage of information from companies, and has been deployed on more than 600,000 Windows PCs.

Expansion of customer base and ARPU improvement

By adding a portfolio of specialist Windows PC products to CLOMO, which mainly targets mobile devices, we will expand the service lineup. We will work to cross-sell actively in both directions to expand the customer base and improve ARPU.

Gaining access to sales channels in preparation for entering the PC asset management market

In addition to extensive experience in OEM provision to PC manufacturers, OneBe, Inc. has a robust sales network centered on distribution trading companies, as well as a track record of its product being introduced by more than 2,500 companies, which gives CLOMO sales channels for entering the PC asset management market.

Notes:
1. For details, refer to “Notice Regarding the Results of the Tender Offer for Shares of OneBe, Inc. (Securities Code: 5622) and Changes in Subsidiaries (Changes in Specified Subsidiaries)” released on December 28, 2024.

Copyright©2025 i Cubed Systems, Inc. All Rights Reserved.

4. Financial Results for 2nd Quarter of Fiscal Year ending June 30, 2025

－ CLOMO Business －

Copyright©2025 i Cubed Systems, Inc. All Rights Reserved.

CLOMO business KPI

Number of corporations introducing our services/Retention rate/ARPU

As a result of progress made in measures to expand customer base, number of companies introducing our products has increased significantly, although downward trend in ARPU(1) continues. Retention rate(2) maintained at a high 97.1%.

Number of corporations introducing our services, Retention rate and ARPU

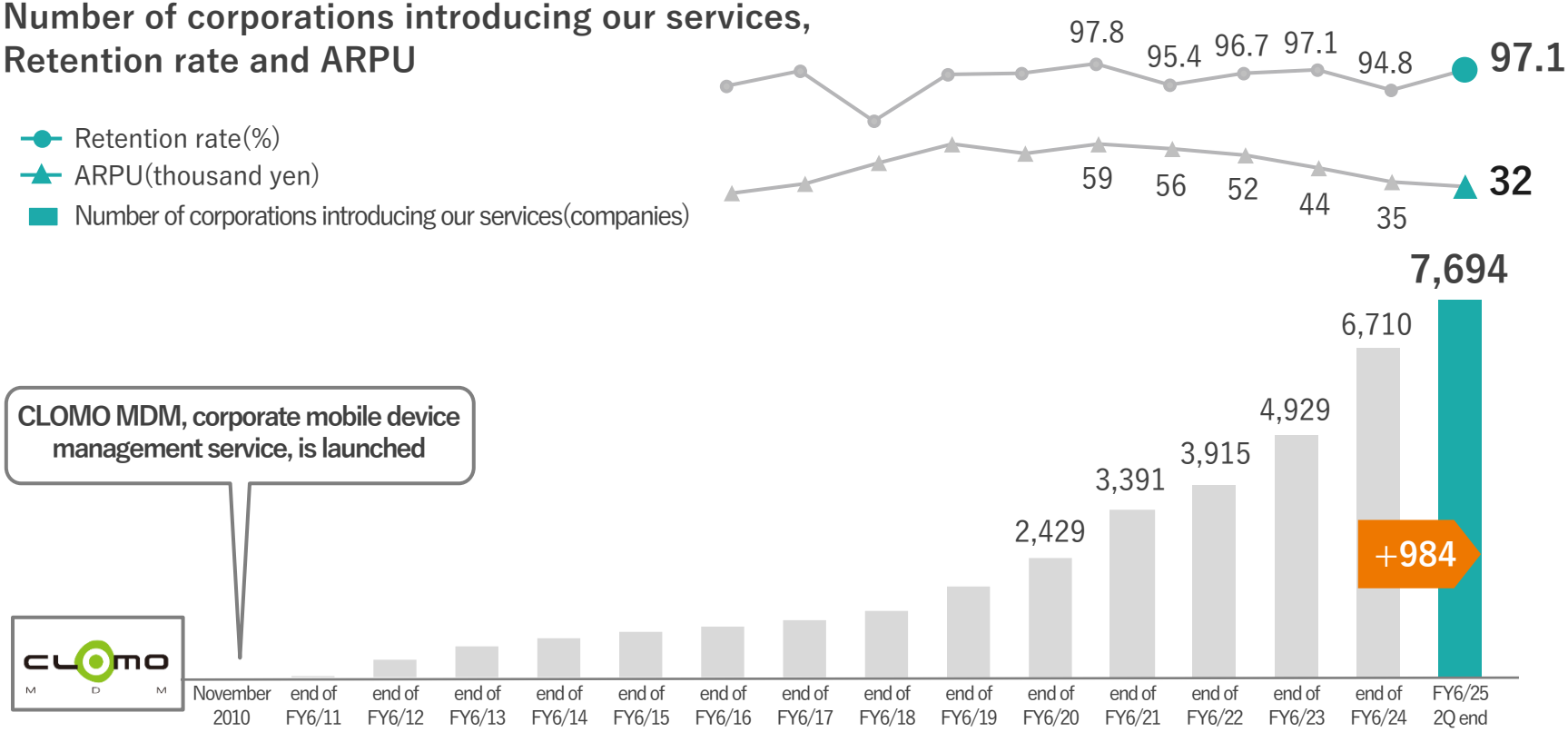

Notes：
1. ARPU: Average Revenue Per User, which is the average monthly unit price per corporation introducing our services. Calculated by dividing 1/12 of ARR as of each month by the number of corporations introducing our services as of the end of the month concerned.
2. Retention rate is calculated by subtracting the number of cancellations in the last 12 months from the number of licenses at the end of the same month of the previous year and dividing it by the number of licenses at the end of the same month of the previous year.

Copyright©2025 i Cubed Systems, Inc. All Rights Reserved.

CLOMO business KPI　ARR

ARR(1), the main KPI for the subscription business, surpassed 3.0 billion yen, growing 8.6% YoY, mainly as a result of winning new customers through provision on an OEM basis.

ARR trends as of the end of each quarter

(millions of yen)

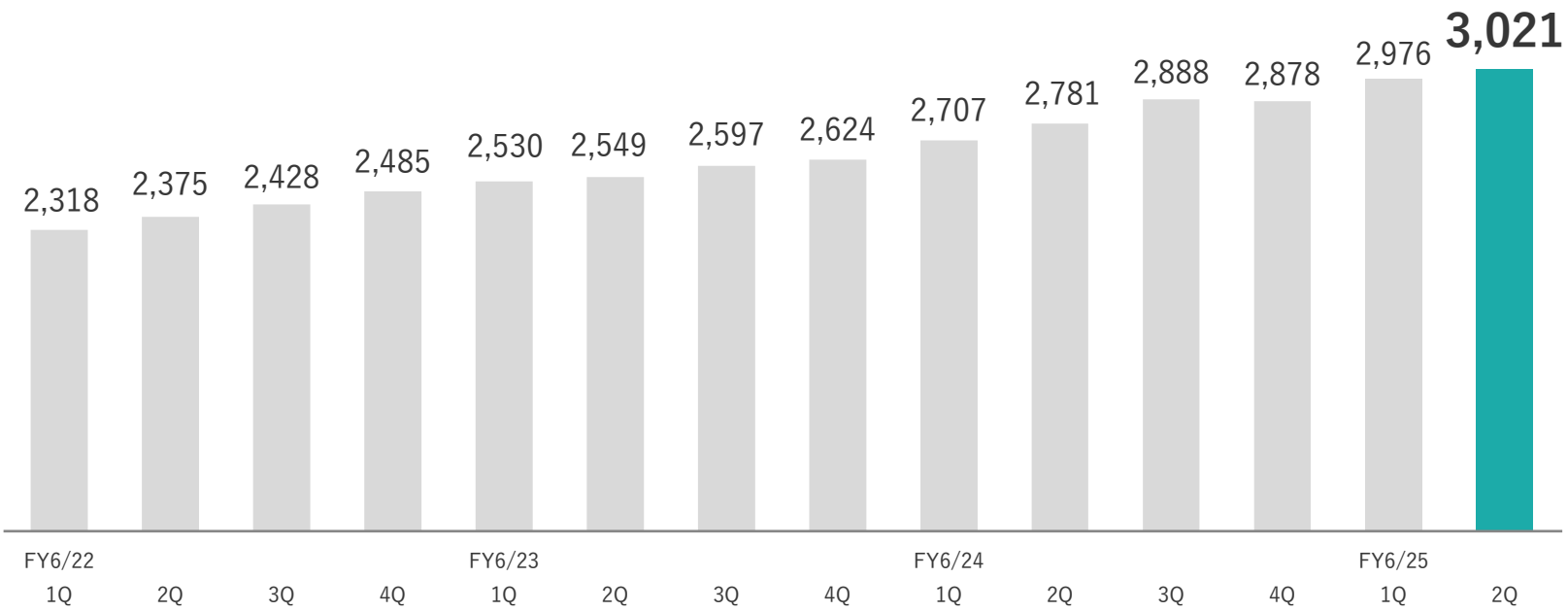

Note：
1. ARR: Annual Recurring Revenue. Calculated by multiplying the MRR for each month by 12, where MRR is the sum of the monthly fees for corporations deploying our services as of the end of the targeted month, excluding temporary costs.

Copyright©2025 i Cubed Systems, Inc. All Rights Reserved.

CLOMO business net sales and operating income for 2Q of FY6/25

Net sales in the 2nd quarter (July - December) were 1,595 million yen (+11.9% YoY), and operating income was 411 million yen (+20.6% YoY) , with an operating margin of 25.8%.

Net sales

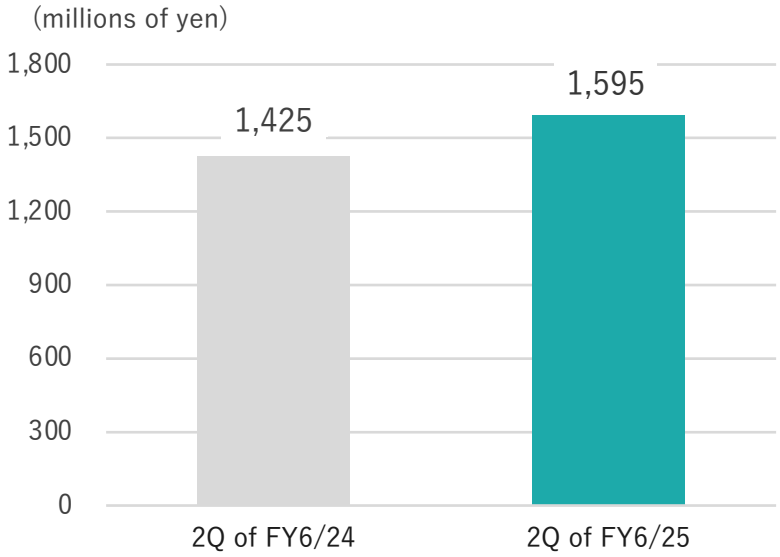

2Q of FY6/24	2Q of FY6/25	Year on year
1,425 million yen	1,595 million yen	+11.9% (+169 million yen)

Operating income

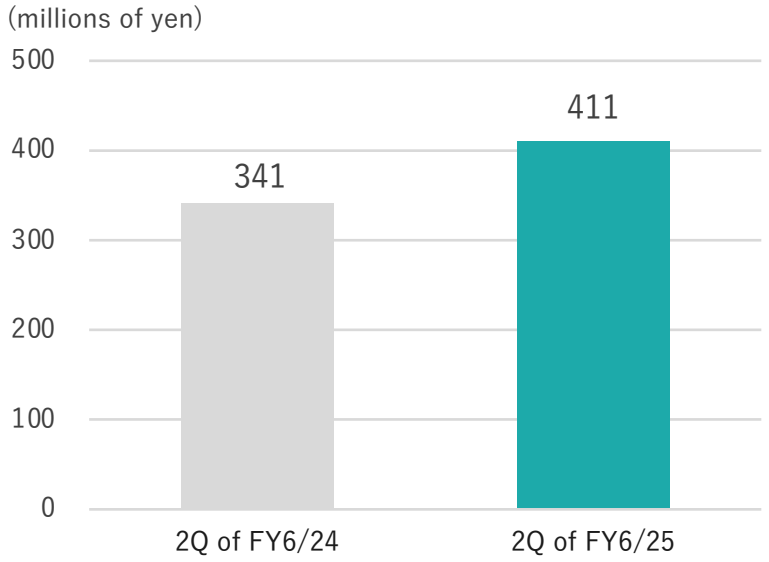

2Q of FY6/24	2Q of FY6/25	Year on year
341 million yen	411 million yen	+20.6% (+70 million yen)

Copyright©2025 i Cubed Systems, Inc. All Rights Reserved.

4. Financial Results for 2nd Quarter of Fiscal Year ending June 30, 2025

－ Group-wide results －

Copyright©2025 i Cubed Systems, Inc. All Rights Reserved.

Consolidated net sales and operating income for 2Q of FY6/25

Net sales in the 2nd quarter (October - December) were 812 million yen (+11.5% YoY), and operating income was 212 million yen (+8.3% YoY).

Net sales

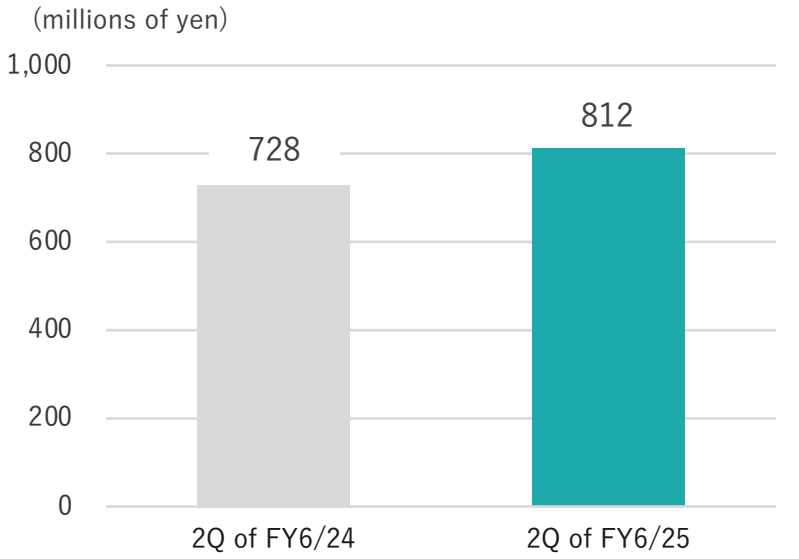

2Q of FY6/24	2Q of FY6/25	Year on year
728 million yen	812 million yen	+11.5% (+84 million yen)

Operating income

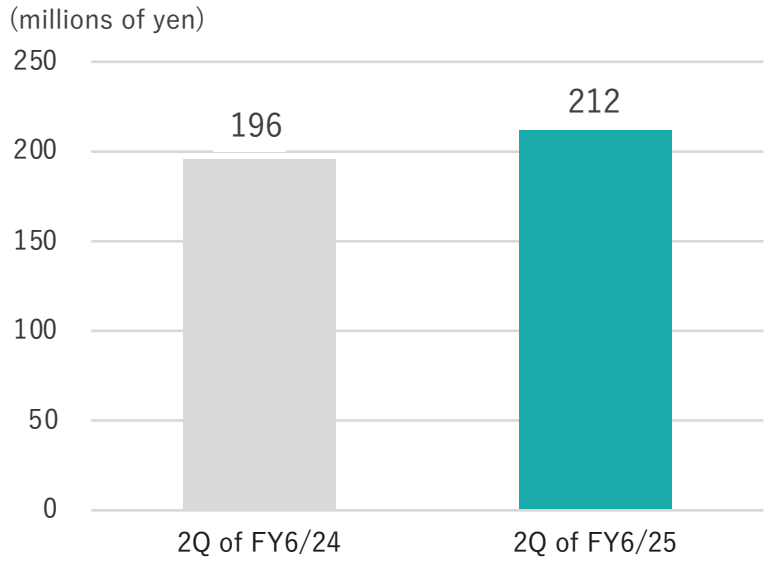

2Q of FY6/24	2Q of FY6/25	Year on year
196 million yen	212 million yen	+8.3% (+16 million yen)

Copyright©2025 i Cubed Systems, Inc. All Rights Reserved.

Cumulative consolidated net sales/operating income for 2nd quarter of FY6/25

Cumulative net sales for 2nd quarter (July-December) were 1,716 million yen (+20.4% YoY), and operating income was 423 million yen (+27.2% YoY).

Net sales

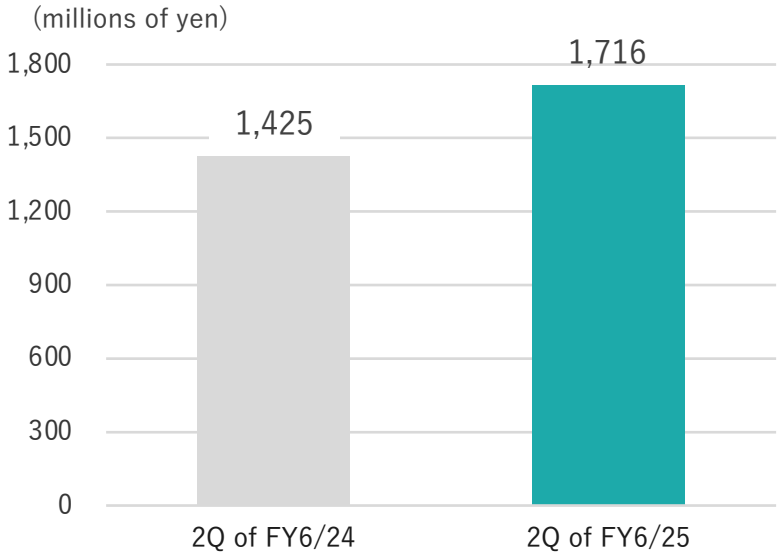

2Q of FY6/24	2Q of FY6/25	Year on year
1,425 million yen	1,716 million yen	+20.4% (+290 million yen)

Operating income

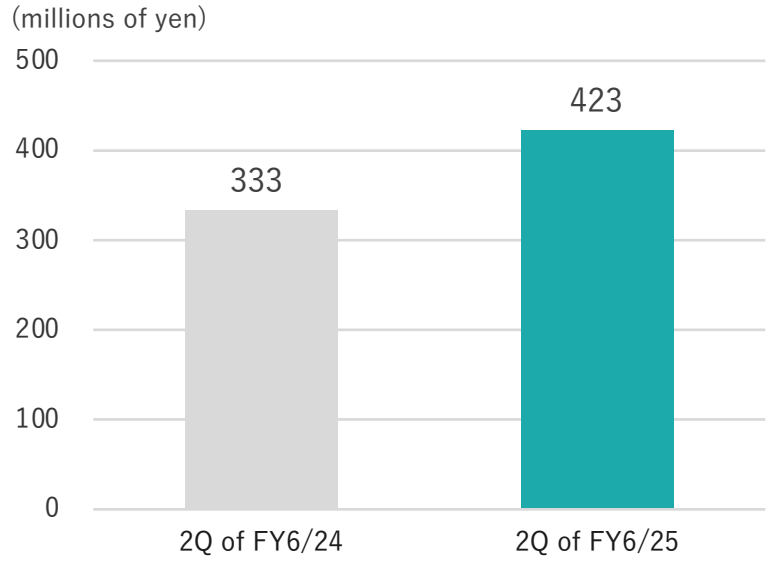

2Q of FY6/24	2Q of FY6/25	Year on year
333 million yen	423 million yen	+27.2% (+90 million yen)

Copyright©2025 i Cubed Systems, Inc. All Rights Reserved.

Consolidated income statement for 2Q of FY6/25

Net sales were 812 million yen (+11.5% YoY),
and operating income was 212 million yen (+8.3% YoY).

(units: millions of yen)	2Q of FY6/24 (Composition rate)	2Q of FY6/25 (Composition rate)	Change (Rate of change)
Net sales	**728** (100.0%)	**812** (100.0%)	**+84** (+11.5%)
Cost of sales	**168** (23.1%)	**200** (24.6%)	**+31** (+18.9%)
Depreciation expenses	74 (10.3%)	78 (9.7%)	+3 (+4.0%)
Manufacturing costs	75 (10.4%)	83 (10.3%)	+9 (+12.2%)
Others	18 (2.5%)	37 (4.6%)	+19 (+8.6%)
Gross profit	**560** (76.9%)	**612** (75.4%)	**+52** (+9.3%)
Selling, general and administrative expenses	**364** (50.0%)	**400** (49.2%)	**+35** (+9.9%)
Labor expenses, etc.	238 (32.8%)	237 (29.2%)	△1 (△0.6%)
Others	125 (17.2%)	162 (20.0%)	+37 (+29.7%)
Operating income	**196** (26.9%)	**212** (26.1%)	**+16** (+8.3%)
Ordinary profit	**193** (26.6%)	**209** (25.8%)	**+15** (+8.1%)

Copyright©2025 i Cubed Systems, Inc. All Rights Reserved.

Cumulative consolidated income statement for 2nd quarter of FY6/25

Net sales were 1,716 million yen (+20.4% YoY), and operating income was 423 million yen (+27.2% YoY).

(units: millions of yen)	2Q of FY6/24 (Composition rate)	2Q of FY6/25 (Composition rate)	Change (Rate of change)
Net sales	**1,425** (100.0%)	**1,716** (100.0%)	**+290** (+20.4%)
Cost of sales	**359** (25.2%)	**493** (28.7%)	**+133** (+37.2%)
Depreciation expenses	159 (11.2%)	151 (8.8%)	△7 (△5.0%)
Manufacturing costs	164 (11.5%)	169 (9.9%)	+5 (+3.2%)
Others	35 (2.5%)	172 (10.0%)	+136 (+381.2%)
Gross profit	**1,066** (74.8%)	**1,223** (71.3%)	**+157** (+14.7%)
Selling, general and administrative expenses	**732** (51.4%)	**799** (46.6%)	**+66** (+9.1%)
Labor expenses, etc.	473 (33.2%)	492 (28.7%)	+19 (+4.0%)
Others	259 (18.2%)	307 (17.9%)	+47 (+18.3%)
Operating income	**333** (23.4%)	**423** (24.7%)	**+90** (+27.2%)
Ordinary profit	**331** (23.2%)	**422** (24.6%)	**+90** (+27.5%)

Copyright©2025 i Cubed Systems, Inc. All Rights Reserved.

Factors behind changes in consolidated operating income

Steady growth in net sales, driven by expansion of the CLOMO Business and recording of revenue in the investment business. Operating income grew 27.2% YoY, with an operating margin of 24.7%.

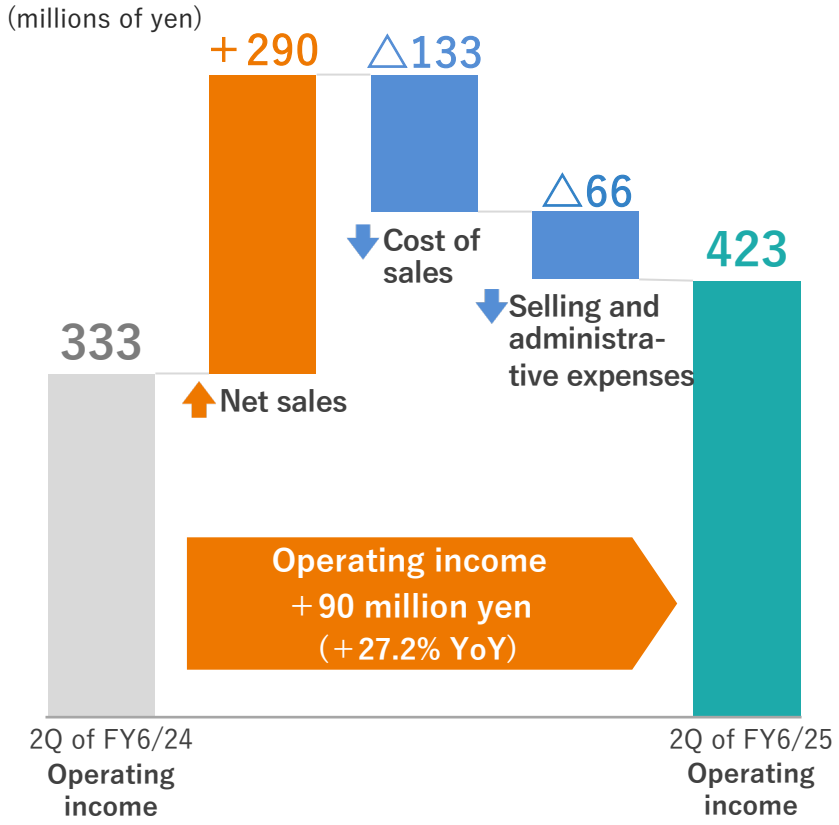

Increase in net sales (+290)

- CLOMO business expansion
- Sales (120 million yen) recorded in Investment Business as a result of disposal of operational investment securities

Increase in cost of sales (△133)

- Cost of sales (99 million yen) recorded in Investment Business as a result of disposal of operational investment securities

Increase in selling and administrative expenses (△66)

- Personnel expenses increased against a background of rising headcount, driven by M&A(1) and a proactive approach to recruitment
  Number of consolidated employees as of December 31, 2024 was 153 (up 31 persons YoY)
- Various expenses related to M&A were incurred.

Note：
1. The income statement of 10KN COMPANY LIMITED, which became a wholly owned subsidiary in April 2024, has been included in the consolidated financial statements from the current fiscal year.

Copyright©2025 i Cubed Systems, Inc. All Rights Reserved.

Balance sheet for 2Q of FY6/25

Despite moving forward with investments for growth and returns to shareholders, we have maintained a stable financial base, and an equity ratio of 75.6%.

(units: millions of yen)	FY6/24	2Q of FY6/25	Change
Current assets	**2,525**	**2,445**	**△79**
Cash and deposits	1,812	1,847	+34
Receivables	332	316	△15
Operational investment securities	265	165	△99
Fixed assets	**1,083**	**1,100**	**+16**
Software	246	173	△73
Software in progress	103	151	+47
Total assets	**3,609**	**3,546**	**△62**
Current Liabilities	**1,029**	**853**	**△176**
Contract liabilities	483	361	△121
Fixed liabilities	–	–	–
Total liabilities	**1,029**	**853**	**△176**
Total net assets	**2,579**	**2,693**	**+113**

Copyright©2025 i Cubed Systems, Inc. All Rights Reserved.

Shareholder return policy

We are maintaining our policy of actively returning profits to shareholders who have high expectations for our company's medium- to long-term growth, and plan for the year-end dividend for FY6/25 to be unchanged from the previous year's level of 32 yen.

Dividends over time (yen)

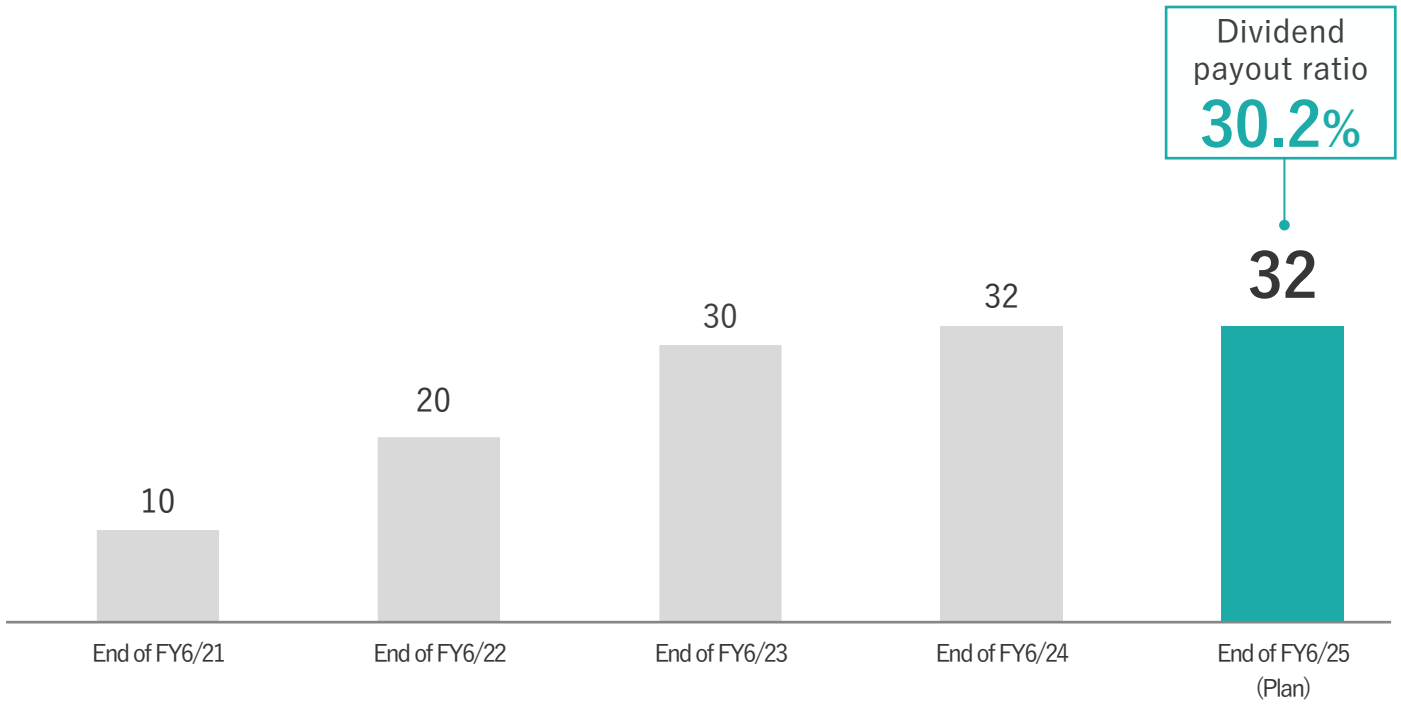

Copyright©2025 i Cubed Systems, Inc. All Rights Reserved.

5. Reference Materials

Copyright©2025 i Cubed Systems, Inc. All Rights Reserved.

Company Profile

Company Name	i Cubed Systems, Inc.
Locations	Fukuoka HQ : Daiichi Myojo Building, 4-1-37 Tenjin, Chuo-ku, Fukuoka-shi, Fukuoka Tokyo HQ : Hamamatsucho DS Building, 1-27-16 Hamamatsucho, Minato-ku, Tokyo Sales office : Sapporo／Sendai／Nagoya／Osaka／Hiroshima
Capital	414,068,600 yen
Founded in	September 2001
Representative	President and CEO Tsutomu Sasaki
Main Business	CLOMO business／ Investment business
Partner	Apple Consultants Network Member Android Enterprise Gold Partner Microsoft AI Cloud Partner
Group Company	i Cubed Ventures, Inc. 10KN COMPANY LIMITED

※Information as of the end of December 2024.

Copyright©2025 i Cubed Systems, Inc. All Rights Reserved.

Corporate brand

Brand slogan

Enjoy challenges.

We ourselves will enjoy taking on challenges,
help people and organizations to take on their own challenges,
and help to realize all kinds of ideas to make many people smile.

Brand concept

Purpose： Become the matrix for realizing unknown ideas that lead to smiles

Value proposition：Using the power of design and engineering to support those who take on challenges

Copyright©2025 i Cubed Systems, Inc. All Rights Reserved.

Change in Number of Employees

Compared to the end of the previous fiscal year there was a decrease of 4 persons, but from the second half onward we expect to see an increase in employees, centered on recruitment of new graduates. We encourage diversity in order to respect and leverage diverse individuals and workstyles.

Number of employees

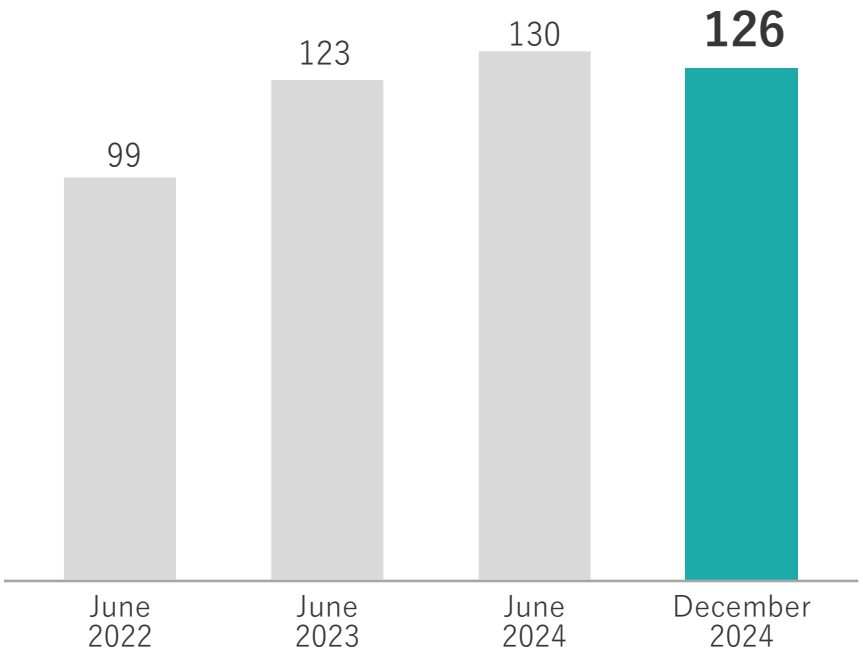

Male-to-female ratio

Approximately

6 : 4

Percentage of foreign national employees

Approximately

7 %

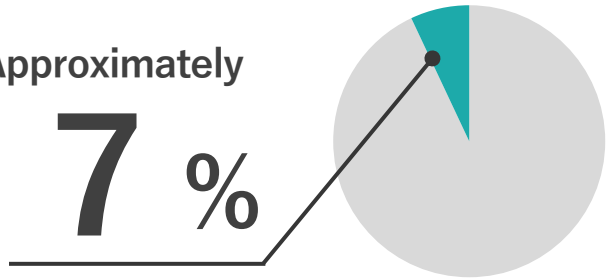

※All indicators are based on actual figures for the parent company on a standalone basis as of December 31, 2024. As of December 31, 2024, the total number of employees at the consolidated level was 153, of which the percentage of foreign nationals is approximately 23.5%.
※Gender ratio as of December 31, 2024, is 56.7% male : 43.3% female.

Copyright©2025 i Cubed Systems, Inc. All Rights Reserved.

Shareholder Composition

Number of outstanding shares: 5,306,750; Number of shareholders (with voting rights): 1,475

Shareholder composition by attribute

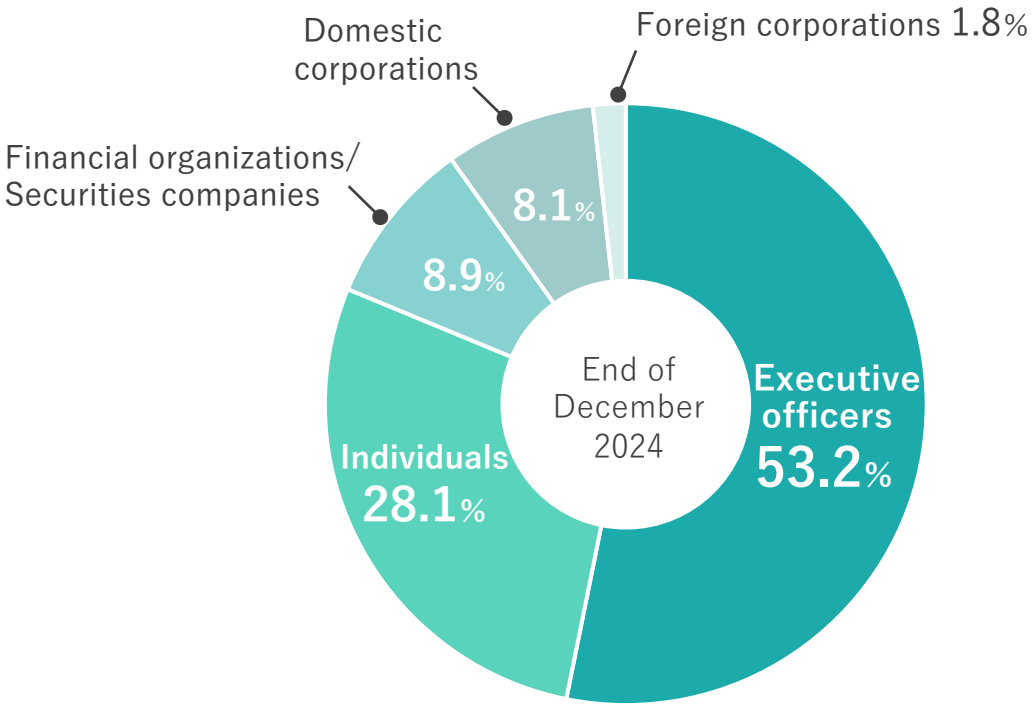

※Data as of December 31, 2024. The Company holds treasury shares (200,168 shares), but it is not included in the calculation of ownership ratio.

Copyright©2025 i Cubed Systems, Inc. All Rights Reserved.

Source of competitiveness

1 Competitive advantage of CLOMO Business

1. Stable revenue base and highly profitable structure
2. Integration capabilities
3. Robust partnership with OS developers
4. Security quality recognized by the government

2 Management resources

1. Stable financial base
2. Strong customer base
3. Diverse and flexible organization

Copyright©2025 i Cubed Systems, Inc. All Rights Reserved.

1 Competitive advantage of CLOMO Business

Stable revenue base and highly profitable structure

SaaS business using both subscription model and cloud technology.
It is possible to obtain stable revenue through continuous sales and establish a highly profitable structure through economies of scale.

Structure of net sales and costs

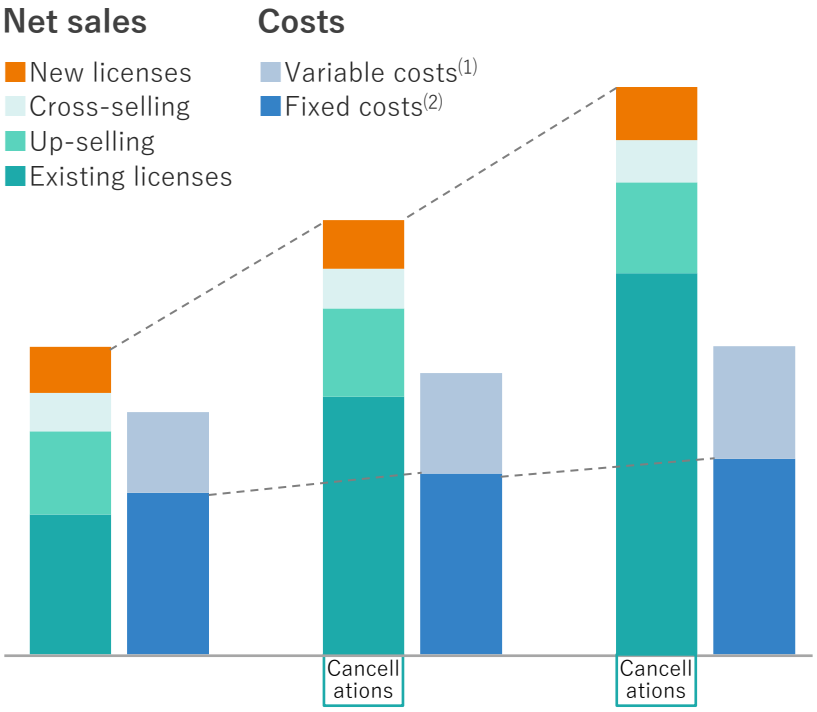

Medium- to long-term trends (for illustrative purposes)

Features of net sales breakdown

Acquisition of new customers

Corporate with distributors to increase number of new customers

Revenue growth from existing customers

Approach directly, promote up-selling and cross-selling

Features of cost breakdown

Variable costs

Utilize new technology to control increases in operating costs for servers, etc. following expansion in scale of business

Fixed costs

Furthermore, sales costs are controlled by means of marketing activities led by distributors, so that locations need to be opened only in core areas

Notes:
1. Calculated as “other expenses (cost of sales) + advertising expenses (SG&A expenses) + R&D expenses (SG&A expenses) + other expenses (SG&A expenses)”.
2. Calculated as “depreciation expenses (cost of sales) of in-house product software + manufacturing cost (cost of sales) related to product development and operations + personnel cost (SG&A expenses) + property cost (SG&A expenses)”.

Copyright©2025 i Cubed Systems, Inc. All Rights Reserved.

1 Competitive advantage of CLOMO Business

Integration capabilities

Achieving services with high customer satisfaction through the integrated capability of performing all sales, development, operations, and support in-house.

Integration capabilities

Enables close cooperation with customers and the provision of service that scores highly for satisfaction

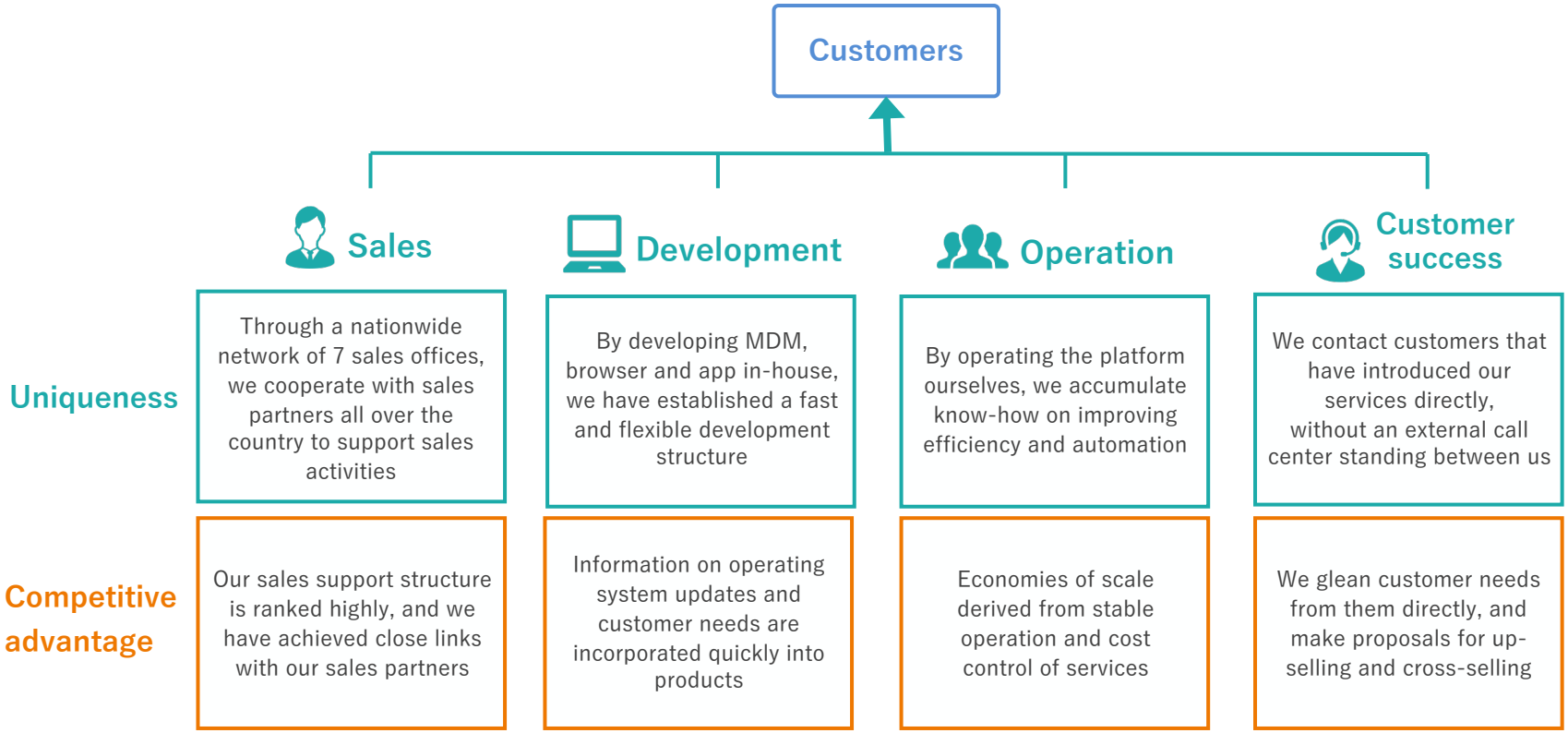

Copyright©2025 i Cubed Systems, Inc. All Rights Reserved.

1 Competitive advantage of CLOMO Business

Robust partnerships with OS developers

Certified as Gold Partner in “Android Enterprise Partner Program” provided by Google.
Promoting acquisition of new customers in area of Android devices, while enhancing product capabilities through partnership.



Recognition of our superior technical capabilities, extensive track record in deploying CLOMO Services, and courteous and caring customer support has led to the Company being certified as a Gold Partner

Improve product quality through partnerships

By participating in conferences, etc. held by Google, and being able to receive priority technical support, we have consistently improved the quality of CLOMO product development and customer support

Acquisition of new customers in area of Android devices

CLOMO has continuously received the “Android Enterprise Recommended” designation for products that satisfy the high level of technical capabilities required by Google, and we are promoting the acquisition of new customers in the area of Android devices for corporates

Copyright©2025 i Cubed Systems, Inc. All Rights Reserved.

Security quality recognized by the government

Highly secure nature of CLOMO has been recognized and the product has been added to the ISMAP cloud service list in 2024. Few competing products have been registered with ISMAP(1), which helps enhance our competitive advantage in the MDM market.

Overview of ISMAP

ISMAP

Information system Security Management and Assessment Program

What is ISMAP?

A system that aims to facilitate the adoption of cloud services by ensuring security levels in cloud services procured by the government satisfy governmental security requirements through a process of prior assessment and registration of cloud services

Impact on CLOMO Business

ISMAP registration enhances the reliability and security of CLOMO MDM, making it easier to introduce for many customers, including administrative agencies, which is expected to lead to the expansion of the customer base going forward

Note:
1. Two MDM services other than CLOMO are registered with ISMAP. Figures as of June 30, 2024, based on research conducted by the Company.

Copyright©2025 i Cubed Systems, Inc. All Rights Reserved.

Stable financial base

Despite small year-on-year decline caused by purchase of treasury shares, etc., we maintained a certain level of cash and deposits and equity ratio.
Use of subscription model enables building of a stable financial platform for the future growth of the organization.

Trend in balance of cash & deposits and equity ratio

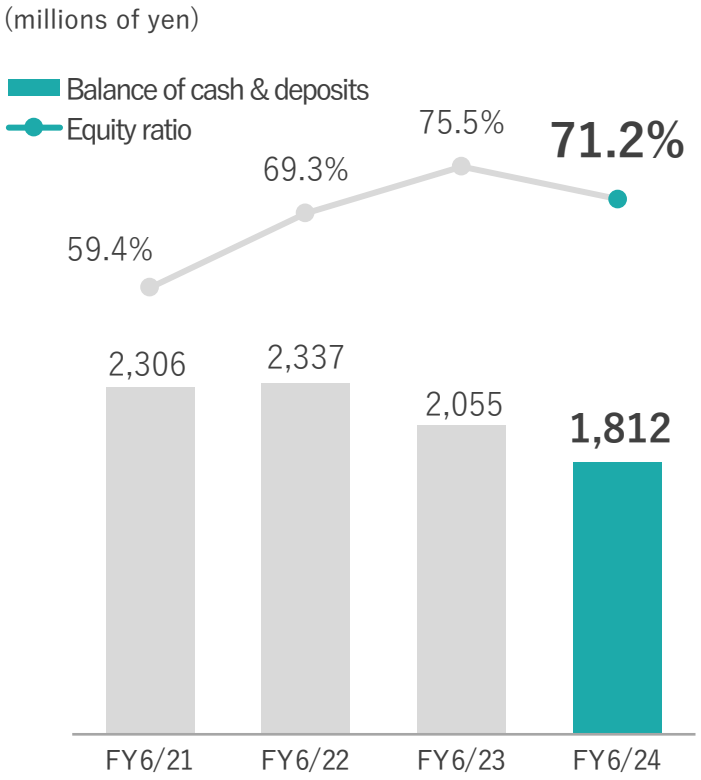

Ratio of revenue from stock business

95% of consolidated net sales consists of stock business

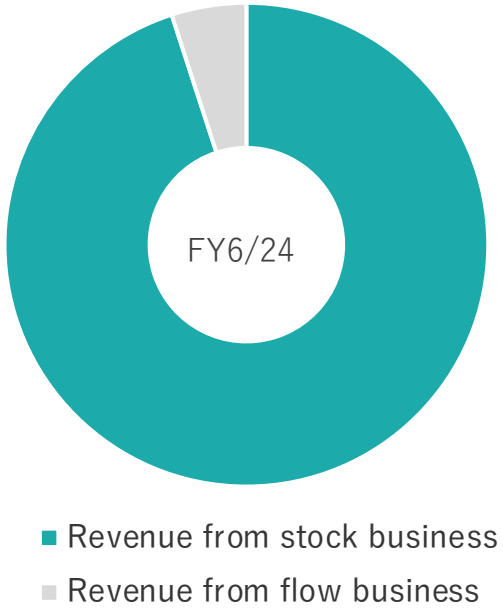

Copyright©2025 i Cubed Systems, Inc. All Rights Reserved.

2 Management resources

Strong customer base

More than 7,000 existing companies form a strong customer base various of industries, mainly large companies. In recent years, it has also been introduced to small and medium-sized companies, promoting growth of the company.

Sales composition by customer scale (number of employees)

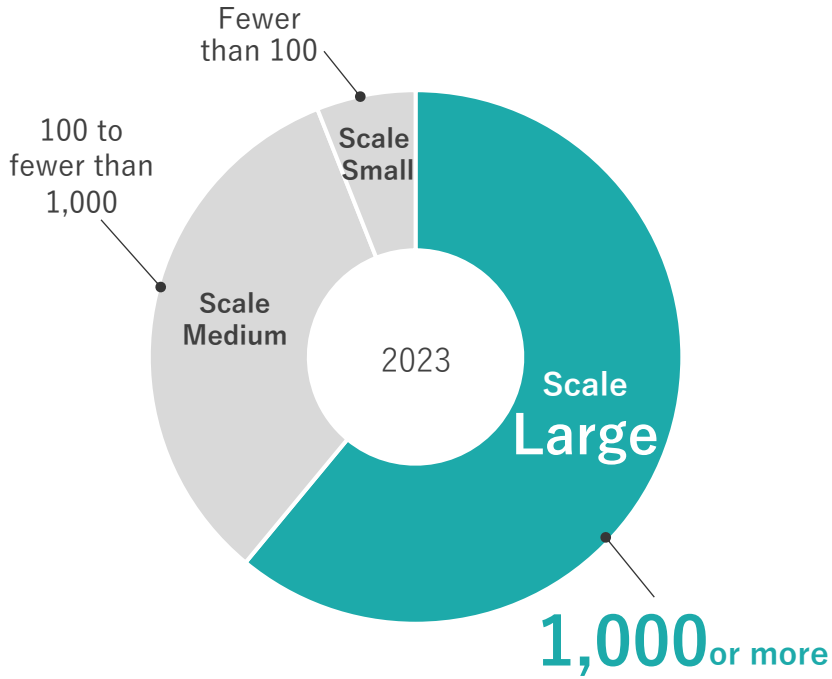

Deployment track record

And many others

Source: Deloitte Tohmatsu MIC Research Institute Co., Ltd.
"Delivering the Optimal Solution for Hybrid Work: Market Outlook for Collaboration and Mobile Management Software, 2023 Edition (https://mic-r.co.jp/mr/02880/)"

Copyright©2025 i Cubed Systems, Inc. All Rights Reserved.

2 Management resources

Diverse and flexible organization

By building a diverse organization and promoting flexible work styles, we have fostered a culture that actively takes on challenges. Recognized for 5 consecutive years in the Best Workplaces(1) rankings, recipient of Stress Free Company(2) award for 3 consecutive years.

Diverse organization and flexible work styles(3)

Male-to-female ratio

6:4

Percentage of foreign national employees

7%

Percentage taking childcare leave

100%

Average hours worked outside regular hours

4.5 hours

Certifications from external organizations

Best Workplaces Certified for four consecutive years

Great Place To Work® Certified SEP 2023-SEP 2024 JAPAN™

Stress Free Company Awarded for three consecutive years

ストレスフリーカンパニー 2024

Notes:
1. A system whereby Great Place to Work® Institute Japan performs awareness surveys of employees in accordance with global standards, and certifies those that exceed a certain level as Best Workplaces companies.
2. A system whereby HRDataLab Inc. uses the results of a stress check based on the “The Brief Job Stress Questionnaire” recommended by the Ministry of Health, Labour and Welfare to award Stress Free Company status to corporations.
3. All indicators are based on actual figures for the parent company on a standalone basis as of June 30, 2024, rounded to the nearest whole number. As of June 30, 2024, the total number of employees at the consolidated level was 157, of which the percentage of foreign nationals is approximately 23.0%.

Copyright©2025 i Cubed Systems, Inc. All Rights Reserved.

Markets targeted by the CLOMO Business

The size of the mainstay MDM market is 19.5 billion yen.
The size of the market that we are targeting is 67.0 billion yen overall, so the potential for the CLOMO Business is significant.

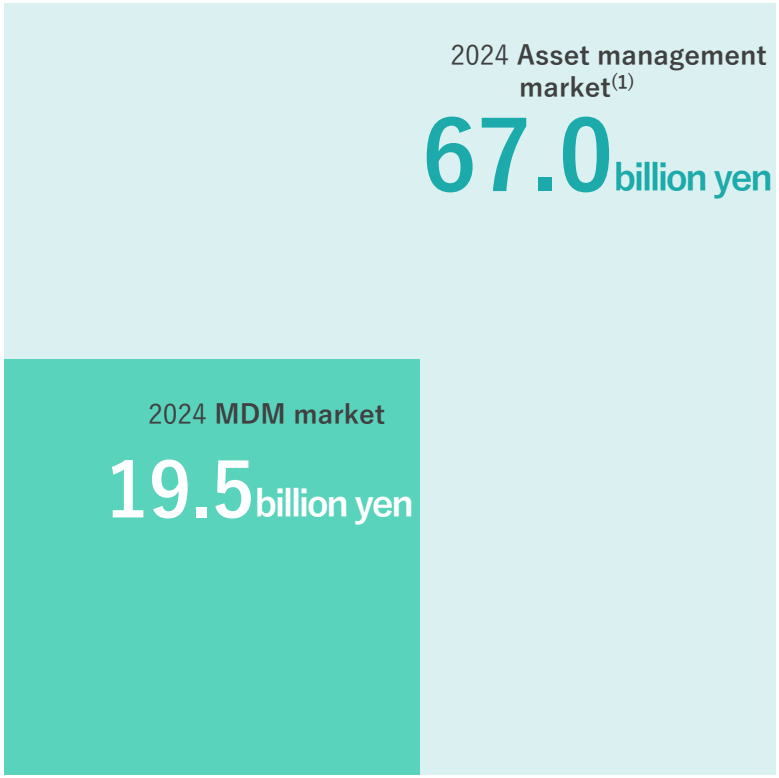

Market Growth Factors

- Switch to smartphones accelerating ahead of decommissioning of 3G increase opportunity to introduce MDM.
- DX leading to increase in deployments of mobile devices at medical, manufacturing, and logistics sites, resulting in expansion of devices to be managed
- Shift to SaaS for PC asset management and security software accelerating. As a result of growing demand for integrated management with mobile devices, we expect opportunities for MDM vendors to enter market

Note:
1. This figure is the sum of the 2024 market size forecast for the MDM market and for the PC asset management market. For details on the market size of each market, please refer to the following pages.

Copyright©2025 i Cubed Systems, Inc. All Rights Reserved.

MDM market size forecasts (shipment value)

Strong growth is expected for the MDM market, centered on smartphones and tablets.

It is expected to expand to a size of 25.0 billion yen by 2027

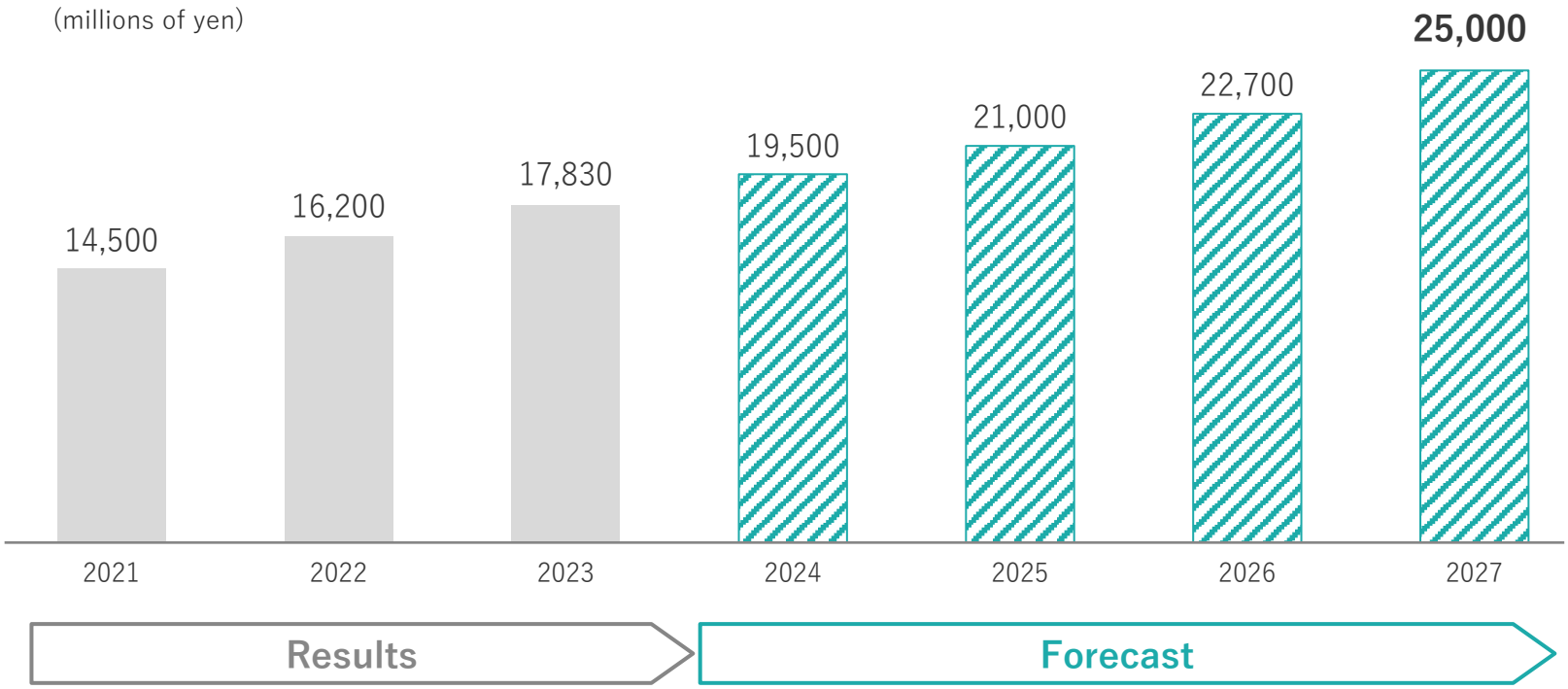

Source: Deloitte Tohmatsu MIC Research Institute Co., Ltd.
"Delivering the Optimal Solution for Hybrid Work: Market Outlook for Collaboration and Mobile Management Software, 2023 Edition (https://mic-r.co.jp/mr/02880/)"

Copyright©2025 i Cubed Systems, Inc. All Rights Reserved.

PC asset management market size forecasts (shipment value)

Transition to SaaS making progress in PC asset management market, which is more than twice the size of MDM market. Opportunities have emerged for MDM vendors to enter against a backdrop of growing demand for integrated management of mobile devices/PCs.

SaaS ratio is expected to grow to 54% by 2028

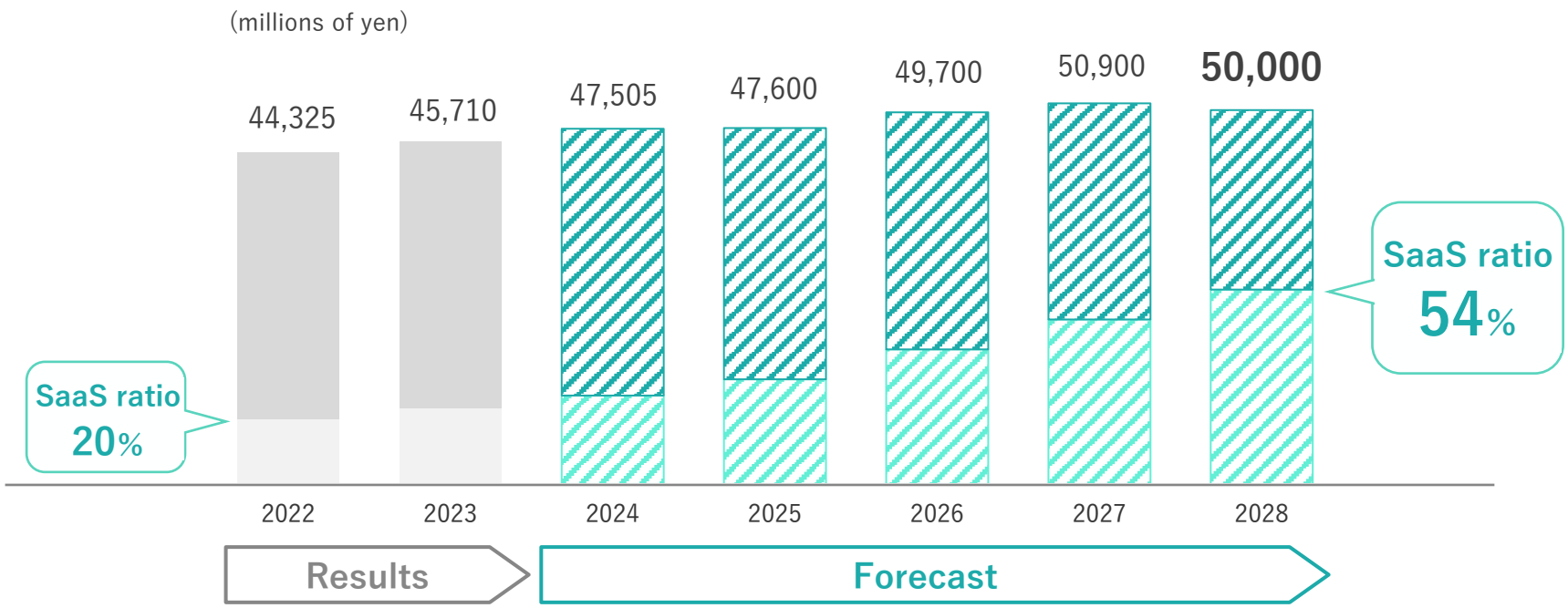

Source: Techno Systems Research Co., Ltd. “2024 Endpoint Management Market Marketing Analysis”

Copyright©2025 i Cubed Systems, Inc. All Rights Reserved.

Sales growth image of CLOMO business

Our business has been growing steadily up to now as business use of smartphones has expanded.
We expect further business growth as the market expands to include new devices to be managed.

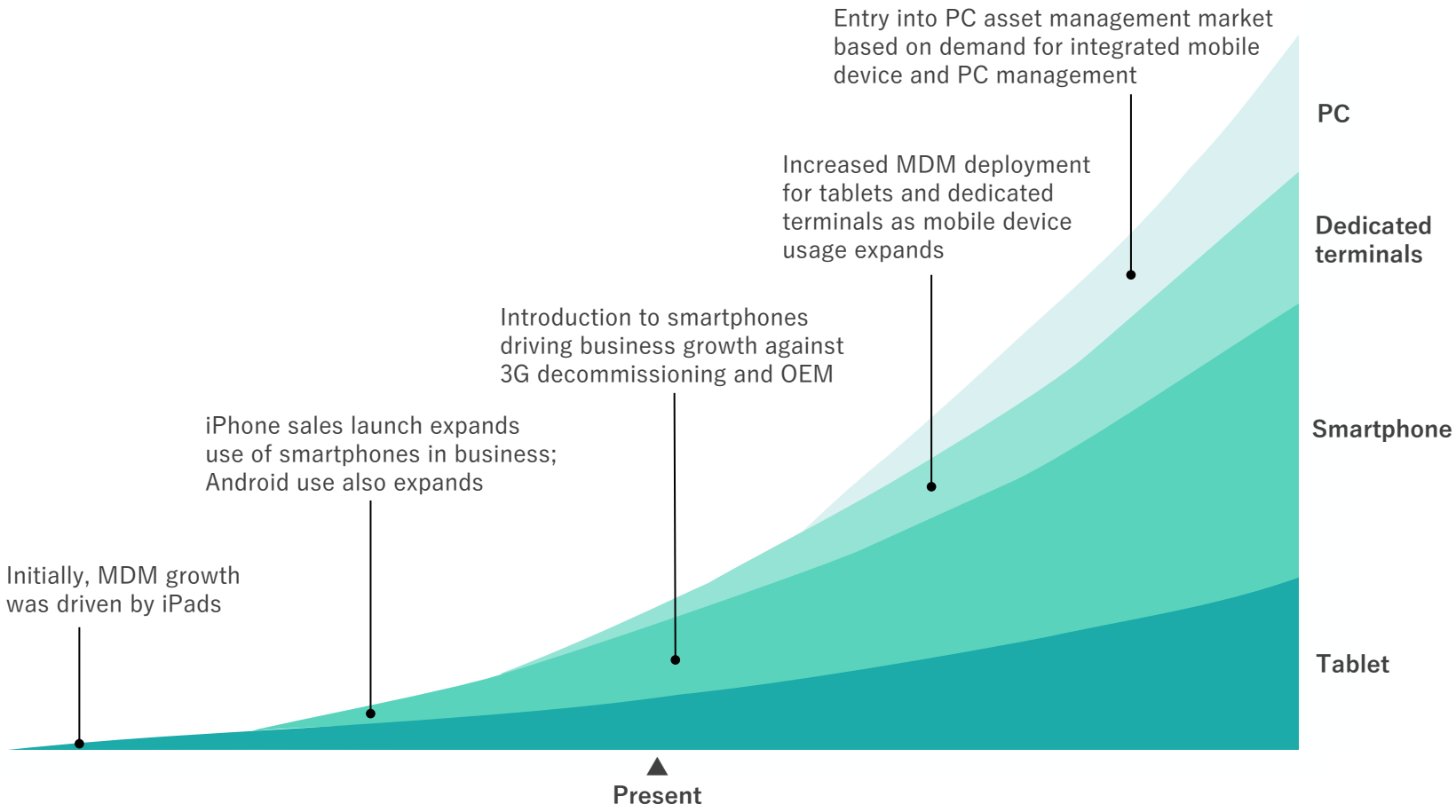

Copyright©2025 i Cubed Systems, Inc. All Rights Reserved.

Handling of this document

- This document contains outlooks, future plans, and management objectives related to the Company. These outlooks are based on current assumptions on future events and trends, and there is no guarantee that these assumptions are accurate.
  Owing to various factors, actual results may differ materially from those indicated in this document.

- Unless otherwise stated, the financial data provided in this document is presented in accordance with generally accepted accounting principles in Japan.

- The Company does not necessarily revise any statements on future outlooks which have already been made, regardless of future events, except as required by the Disclosure Rules.

- Information about other companies is based on publicly known information.

Copyright©2025 i Cubed Systems, Inc. All Rights Reserved.