Note: This English translation is solely for reference purposes and not a legally definitive translation of the original Japanese text. In the event a difference arises regarding the meaning herein, the original Japanese version will prevail as the official authoritative version.

April 30, 2025

Company Name: DENTSU SOKEN INC.
Representative: Hirohisa Iwamoto, President, CEO & COO
(Stock Code 4812, TSE Prime Market)
Contact for Inquiries: Naoto Momiki, Executive Office
(TEL: +81-3-6713-6160)

(Correction) Notice of Partial Corrections to Presentation Material of Financial Results for Past Fiscal Years

DENTSU SOKEN INC. (hereafter: the Company) announces that there have been items to be corrected regarding the figures for orders received and order backlog that the Company have released its presentation material of financial results in the past. These corrections had no impact on the financial statements. The Company will also submit to the Kanto Local Finance Bureau today its revised securities reports and other reports for the same period.

1. Documents to be corrected

The documents to be corrected are as follows.

・Presentation Material of Financial Results for the Third Quarter of FY2023 (Release Date: October 31, 2023)
・Presentation Material of Financial Results for FY2023 (Release Date: February 14, 2024)
・Presentation Material of Financial Results for the First Quarter of FY2024 (Release Date: April 26, 2024)
・Presentation Material of Financial Results for the Second Quarter of FY2024 (Release Date: July 31, 2024)
・Presentation Material of Financial Results for the Third Quarter of FY2024 (Release Date: October 31, 2024)
・Presentation Material of Financial Results for FY2024 (Release Date: February 12, 2025)

2. Overview of Corrections

In the documents above after the third quarter of fiscal year ended December 31, 2023, there were errors in the figures for orders received and order backlog as follows. Corrections are indicated with an underline. For details, please refer to "3. Details of corrections"

(1) The Fiscal Year Ended December 31, 2023

(Unit: Millions of yen)

		1Q	2Q	3Q	4Q	Full year
Before correction	Orders received	44,783	35,558	32,617	32,485	145,445
	Order backlog	61,652	62,141	59,341	54,486	54,486
After correction	Orders received	44,783	35,558	32,111	32,406	144,858
	Order backlog	61,652	62,141	58,834	53,899	53,899
Variance	Orders received	-	-	(506)	(79)	(586)
	Order backlog	-	-	(506)	(586)	(586)

(2) The Fiscal Year Ended December 31, 2024

(Unit: Millions of yen)

		1Q	2Q	3Q	4Q	Full year
Before correction	Orders received	45,996	41,355	35,175	36,612	159,139
	Order backlog	63,382	68,303	64,781	60,982	60,982
After correction	Orders received	45,842	41,206	35,139	36,414	158,602
	Order backlog	62,642	67,413	63,856	59,859	59,859
Variance	Orders received	(153)	(149)	(35)	(197)	(536)
	Order backlog	(740)	(889)	(925)	(1,122)	(1,122)

3. Details of corrections

Corrections are indicated with an underline.

Please refer to the revised financial results briefing materials in IR Library on the corporate website.

(1) Page 3 of the Presentation Material of Financial Results for the Third Quarter of FY2023

(Before correction)

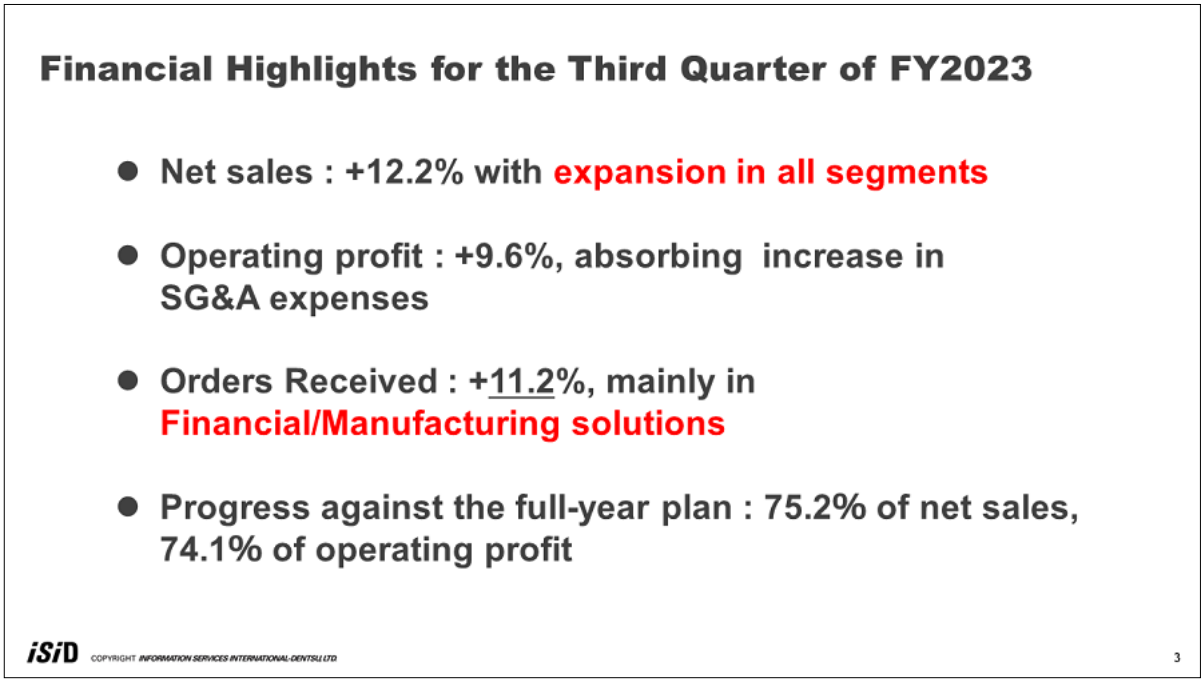

(After correction)

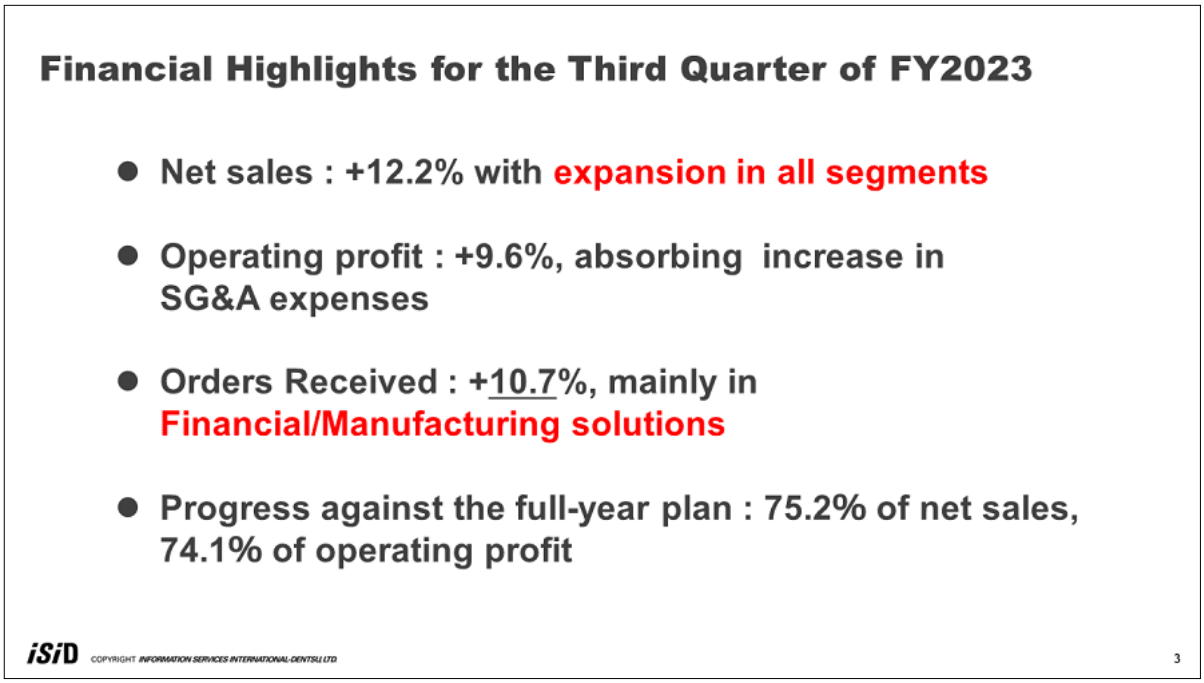

(2) Page 10 of the Presentation Material of Financial Results for the Third Quarter of FY2023

(Before correction)

6. Orders Received and Order Backlog

(Unit : Millions of yen)

		Orders received				Order backlog	
		3Q of FY2023 (July - September)	YoY (%)	3Q of FY2023 (cumulative)	YoY (%)	End of 3Q of FY2023	YoY (%)
Total		32,617	+10.5	112,959	+11.2	59,341	+23.8
Reportable Segment	Financial Solutions	8,375	+39.9	23,627	+11.6	8,826	+12.7
	Business Solutions	4,057	-17.9	15,634	+8.4	8,400	+37.1
	Manufacturing Solutions	11,199	+32.3	36,808	+29.3	25,091	+43.7
	Communication IT	8,984	-11.3	36,888	-1.8	17,022	+3.0
Service Category	Consulting Services	1,820	+3.5	6,479	+17.1	1,440	+47.7
	Custom System Development	7,052	+4.3	22,065	-12.2	5,764	-19.0
	In-house Software	5,091	-8.4	20,851	+9.8	10,957	+30.3
	Third-party Software	14,229	+45.6	43,300	+33.5	30,098	+44.3
	Outsourcing, Operation and Maintenance Services	2,679	-25.7	14,024	+0.7	5,094	+4.6
	IT Equipment Sales and Others	1,743	-15.8	6,237	+11.6	5,985	+4.7

iSiD COPYRIGHT INFORMATION SERVICES INTERNATIONAL-DENTSU,LTD.

(After correction)

6. Orders Received and Order Backlog

(Unit : Millions of yen)

		Orders received				Order backlog	
		3Q of FY2023 (July - September)	YoY (%)	3Q of FY2023 (cumulative)	YoY (%)	End of 3Q of FY2023	YoY (%)
Total		32,111	+8.8	112,452	+10.7	58,834	+22.7
Reportable Segment	Financial Solutions	7,952	+32.8	23,203	+9.6	8,403	+7.3
	Business Solutions	3,974	-19.5	15,551	+7.8	8,317	+35.8
	Manufacturing Solutions	11,199	+32.3	36,808	+29.3	25,091	+43.7
	Communication IT	8,984	-11.3	36,888	-1.8	17,022	+3.0
Service Category	Consulting Services	1,820	+3.5	6,479	+17.1	1,440	+47.7
	Custom System Development	7,007	+3.7	22,020	-12.3	5,718	-19.7
	In-house Software	5,091	-8.4	20,851	+9.8	10,957	+30.3
	Third-party Software	13,956	+42.8	43,027	+32.6	29,825	+43.0
	Outsourcing, Operation and Maintenance Services	2,524	-30.0	13,868	-0.5	4,939	+1.4
	IT Equipment Sales and Others	1,711	-17.4	6,204	+11.0	5,952	+4.1

iSiD COPYRIGHT INFORMATION SERVICES INTERNATIONAL-DENTSU,LTD.

(3) Page 4 of the Presentation Material of Financial Results for FY2023

(Before correction)

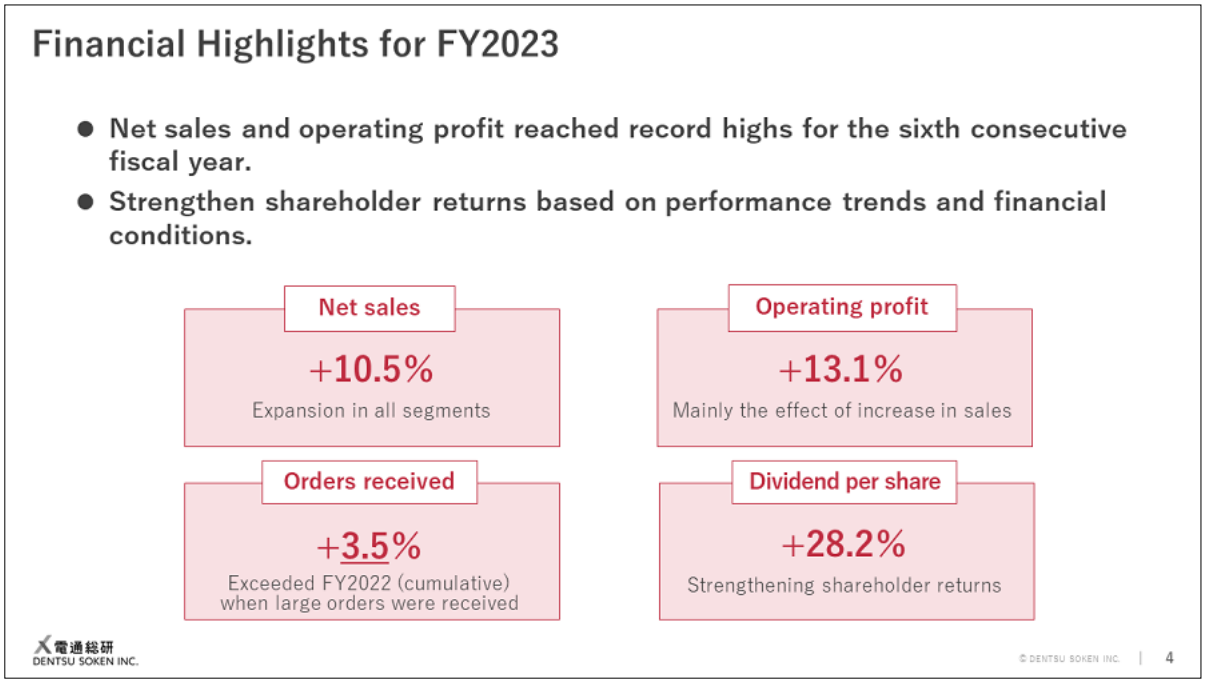

(After correction)

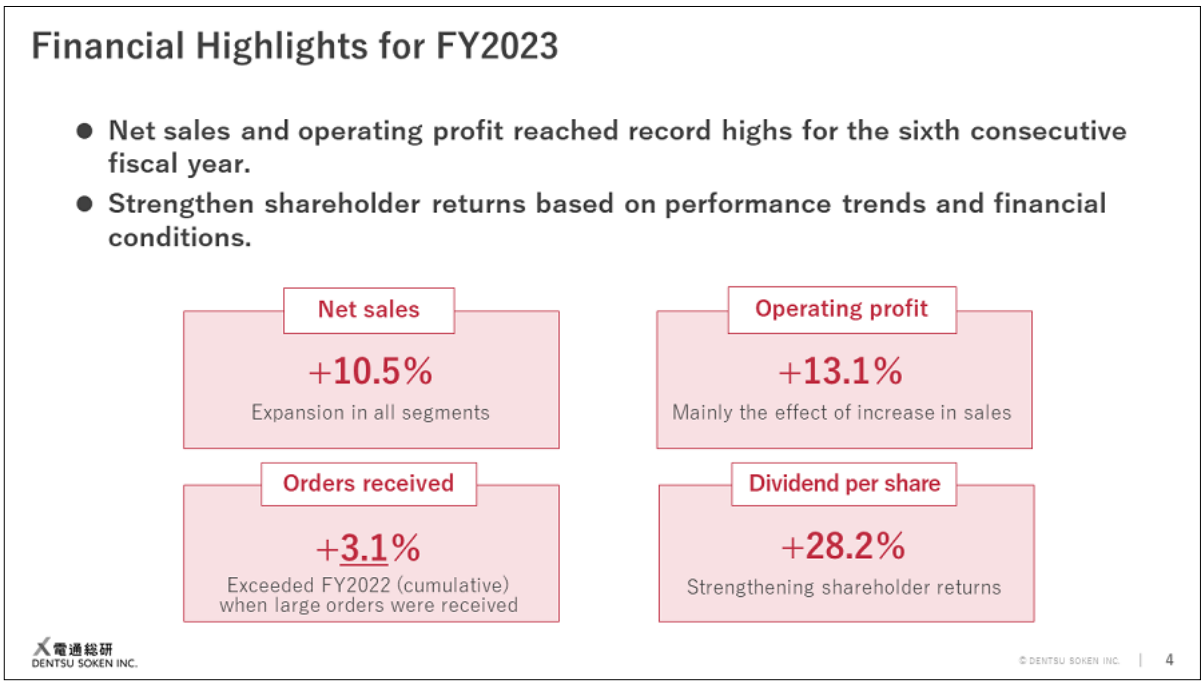

(4) Page 14 of the Presentation Material of Financial Results for FY2023

(Before correction)

Orders Received and Order Backlog

- Orders received for the year were at a record, despite a reactionary decline in the 4Q due to the receipt of several large orders in the 4Q of the previous fiscal year.

(Unit: Millions of yen)

		Orders received				Order backlog	
		4Q of FY2023 (Oct.-Dec.)	YoY % change	FY2023 (cumulative)	YoY % change	FY2023 (As of Dec. 31)	YoY % change
Total		32,485	-16.6	145,445	+3.5	54,486	+5.5
Reportable segment	Financial Solutions	7,439	+1.0	31,066	+8.9	8,250	+6.0
	Business Solutions	5,228	-43.2	20,863	-11.7	7,988	-21.9
	Manufacturing Solutions	9,321	-13.6	46,130	+17.5	23,114	+26.1
	Communication IT	10,496	-9.4	47,385	-3.6	15,132	-1.2
Service category	Consulting Services	2,525	+20.2	9,004	+17.9	1,379	+40.0
	Custom System Development	7,075	-16.4	29,141	-13.2	5,186	-25.5
	In-house Software	7,458	-34.6	28,310	-6.8	10,771	-15.2
	Third-party Software	10,123	-12.4	53,424	+21.4	27,389	+23.7
	Outsourcing, Operation and Maintenance Services	3,829	+10.8	17,854	+2.7	4,256	+21.3
	IT Equipment Sales and Others	1,472	-25.5	7,709	+1.9	5,502	+2.9

電通総研 DENTSU SOKEN INC.

© DENTSU SOKEN INC. | 14

(After correction)

Orders Received and Order Backlog

- Orders received for the year were at a record, despite a reactionary decline in the 4Q due to the receipt of several large orders in the 4Q of the previous fiscal year.

(Unit: Millions of yen)

		Orders received				Order backlog	
		4Q of FY2023 (Oct.-Dec.)	YoY % change	FY2023 (cumulative)	YoY % change	FY2023 (As of Dec. 31)	YoY % change
Total		32,406	-16.8	144,858	+3.1	53,899	+4.4
Reportable segment	Financial Solutions	7,387	+0.3	30,591	+7.2	7,775	-0.1
	Business Solutions	5,201	-43.5	20,752	-12.2	7,877	-23.0
	Manufacturing Solutions	9,321	-13.6	46,130	+17.5	23,114	+26.1
	Communication IT	10,496	-9.4	47,385	-3.6	15,132	-1.2
Service category	Consulting Services	2,510	+19.5	8,990	+17.7	1,364	+38.5
	Custom System Development	7,069	-16.4	29,090	-13.4	5,135	-26.2
	In-house Software	7,458	-34.6	28,310	-6.8	10,771	-15.2
	Third-party Software	10,097	-12.6	53,125	+20.7	27,089	+22.3
	Outsourcing, Operation and Maintenance Services	3,814	+10.3	17,683	+1.7	4,086	+16.4
	IT Equipment Sales and Others	1,455	-26.3	7,659	+1.2	5,451	+2.0

電通総研 DENTSU SOKEN INC.

© DENTSU SOKEN INC. | 14

(5) Page 15 of the Presentation Material of Financial Results for FY2023

(Before correction)

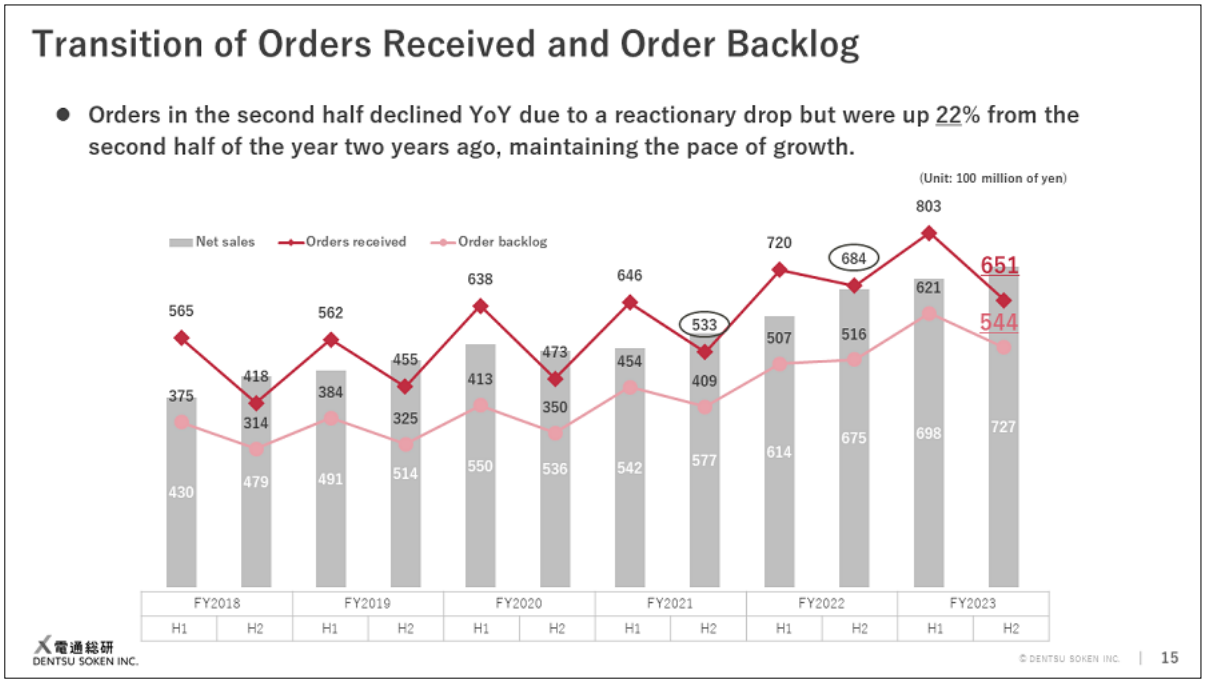

(After correction)

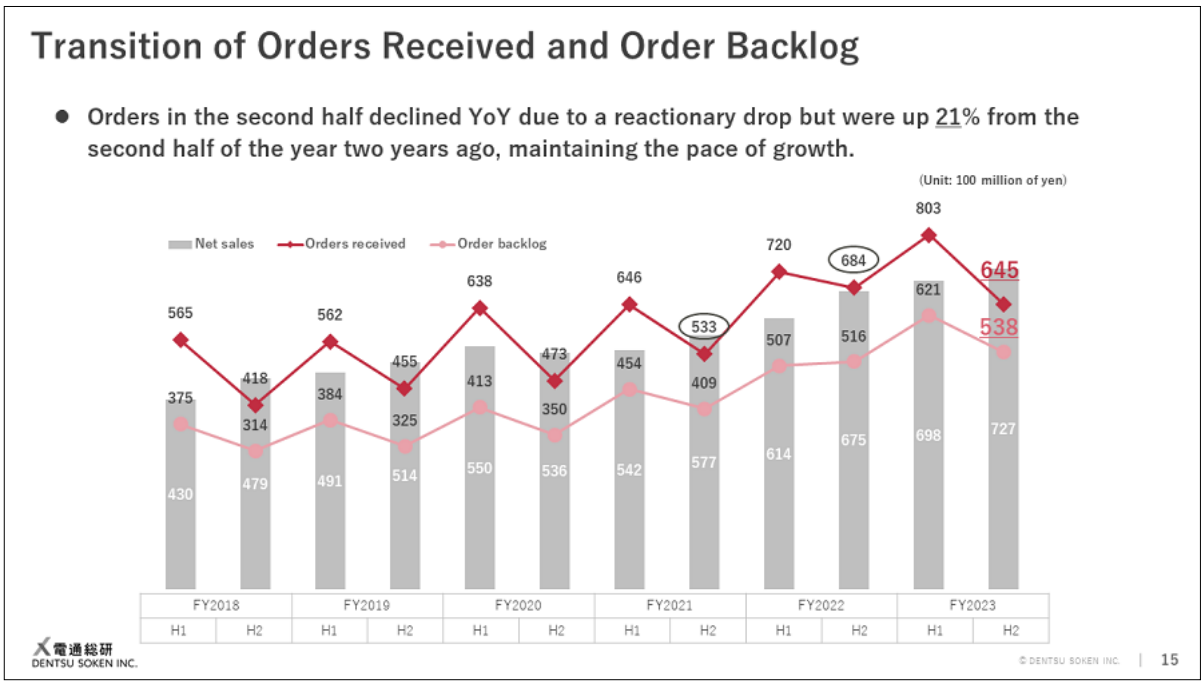

(6) Page 4 of the Presentation Material of Financial Results for the First Quarter of FY2024

(Before correction)

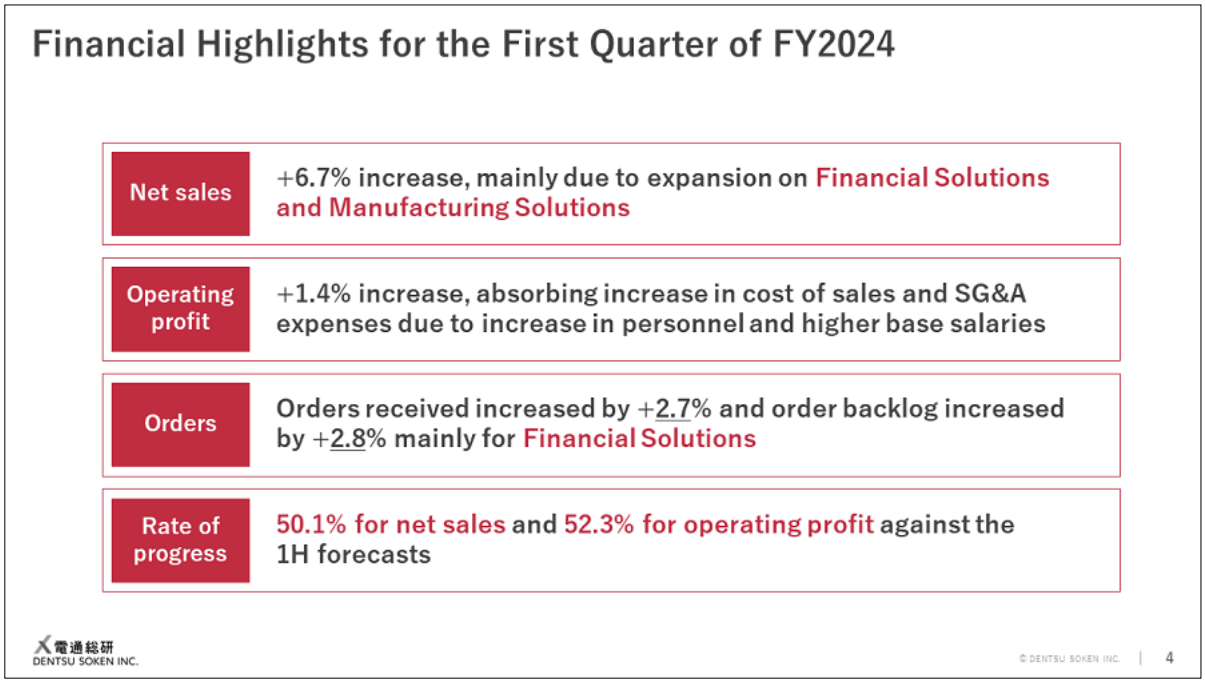

(After correction)

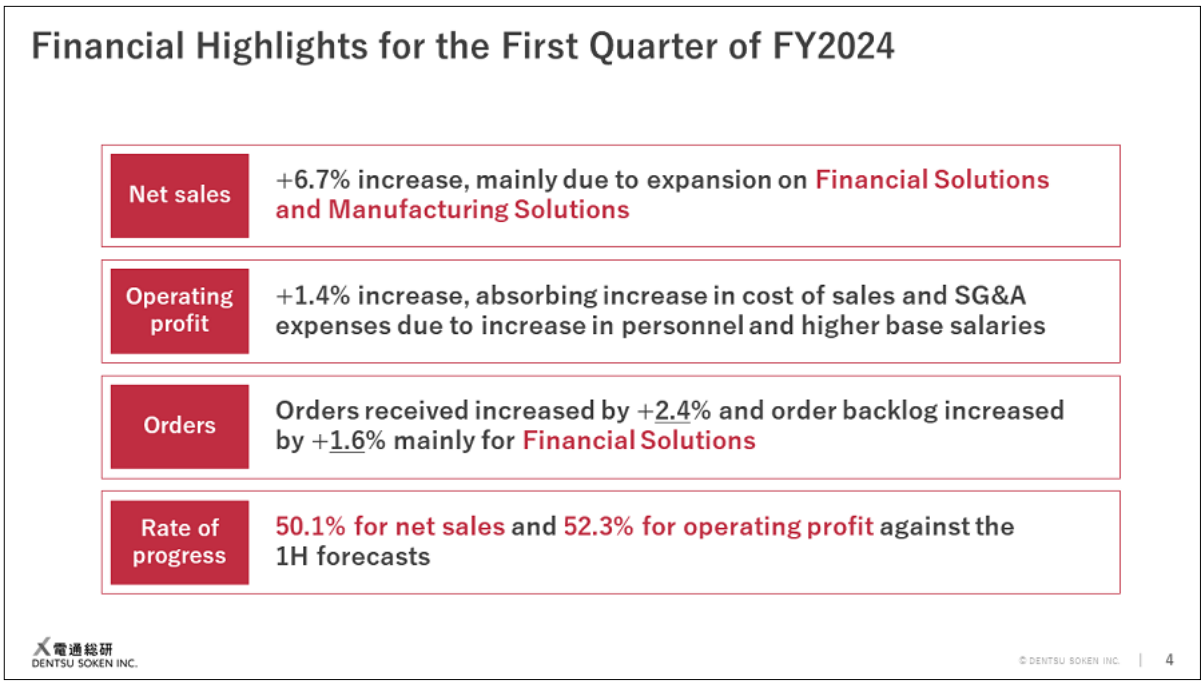

(7) Page 11 of the Presentation Material of Financial Results for the First Quarter of FY2024

(Before correction)

Orders Received and Order Backlog

(Unit: Millions of yen)

		Orders received		Order backlog	
		1Q of FY2024 (cumulative)	YoY % change	End of 1Q of FY2024	YoY % change
Total		45,996	+2.7	63,382	+2.8
Reportable segment	Financial Solutions	8,948	+30.4	9,312	+27.0
	Business Solutions	5,914	+3.6	8,296	-19.2
	Manufacturing Solutions	15,456	+4.4	26,858	+18.1
	Communication IT	15,676	-10.0	18,915	-11.2
Service category	Consulting Services	2,564	+16.6	1,272	+28.1
	Custom System Development	8,804	+10.7	6,459	-7.2
	In-house Software	7,644	-1.1	10,919	-17.4
	Third-party Software	17,422	+6.3	31,522	+16.0
	Outsourcing, Operation and Maintenance Services	7,087	-5.6	7,265	+5.2
	IT Equipment Sales and Others	2,472	-17.4	5,943	-7.1

電通総研 DENTSU SOKEN INC.

© DENTSU SOKEN INC.

(After correction)

Orders Received and Order Backlog

(Unit: Millions of yen)

		Orders received		Order backlog	
		1Q of FY2024 (cumulative)	YoY % change	End of 1Q of FY2024	YoY % change
Total		45,842	+2.4	62,642	+1.6
Reportable segment	Financial Solutions	8,822	+28.5	8,711	+18.8
	Business Solutions	5,892	+3.3	8,162	-20.5
	Manufacturing Solutions	15,453	+4.4	26,855	+18.1
	Communication IT	15,674	-10.0	18,913	-11.3
Service category	Consulting Services	2,532	+15.1	1,225	+23.4
	Custom System Development	8,790	+10.5	6,394	-8.1
	In-house Software	7,644	-1.1	10,919	-17.4
	Third-party Software	17,363	+5.9	31,163	+14.7
	Outsourcing, Operation and Maintenance Services	7,053	-6.1	7,061	+2.2
	IT Equipment Sales and Others	2,458	-17.9	5,878	-8.1

電通総研 DENTSU SOKEN INC.

© DENTSU SOKEN INC.

(8) Page 4 of the Presentation Material of Financial Results for the Second Quarter of FY2024

(Before correction)

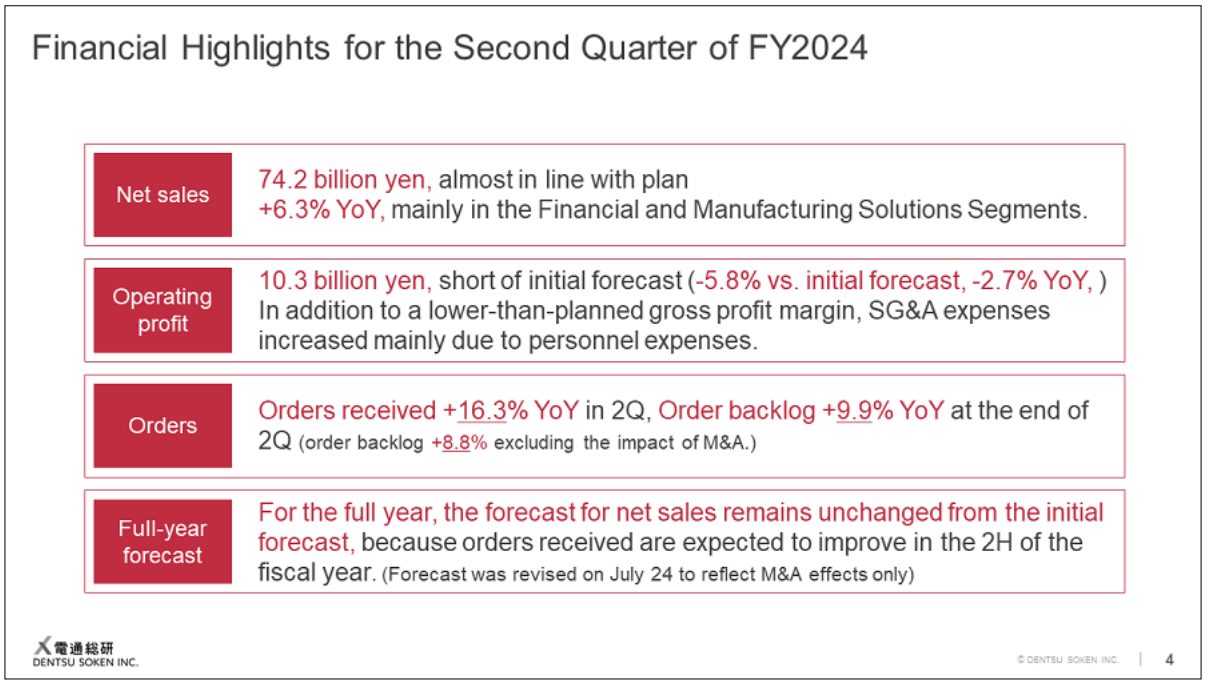

(After correction)

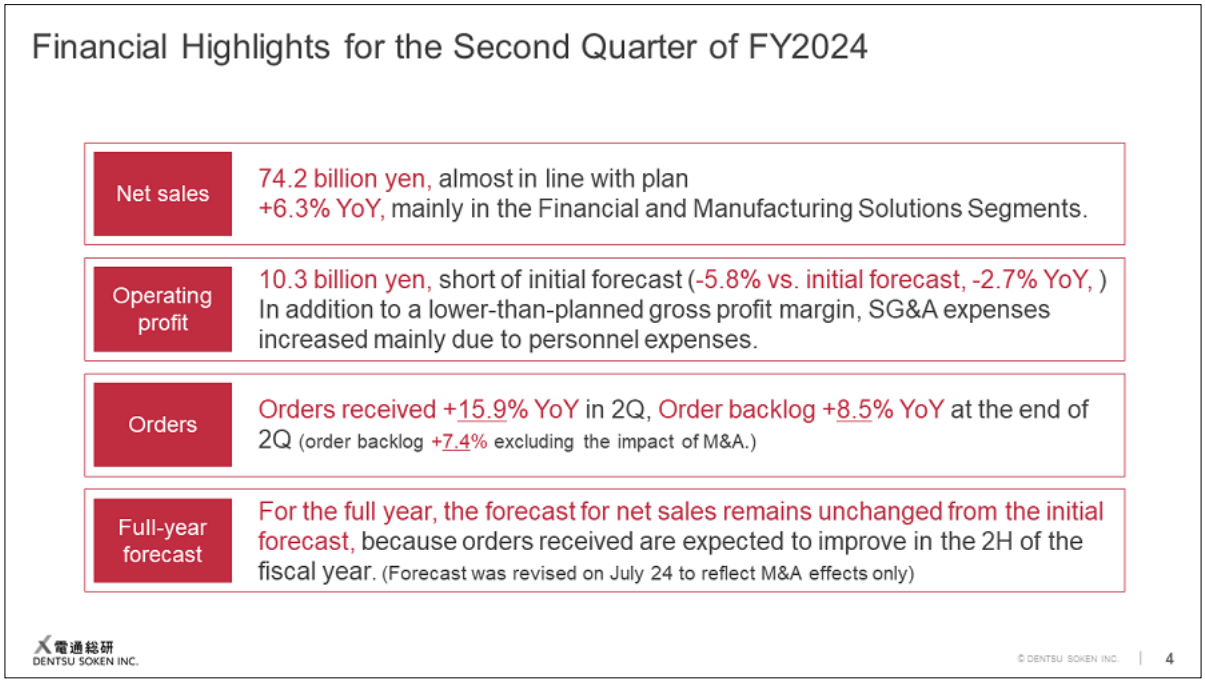

(9) Page 13 of the Presentation Material of Financial Results for the Second Quarter of FY2024

(Before correction)

Orders Received and Order Backlog

(Unit: millions of yen)

		Orders received				Order backlog	
		2Q of FY2024 (April-June)	YoY % change	2Q of FY2024 (cumulative)	YoY % change	End of 2Q of FY2024	YoY % change
Total		41,355	+16.3	87,351	+8.7	68,303	+9.9
Reportable segment	Financial Solutions	8,224	-1.9	17,172	+12.6	9,313	+12.0
	Business Solutions	6,299	+7.3	12,214	+5.5	8,485	-16.5
	Manufacturing Solutions	12,140	+12.3	27,597	+7.8	28,017	+17.2
	Communication IT	14,690	+40.0	30,366	+8.8	22,486	+13.8
Service category	Consulting Services	2,993	+21.7	5,558	+19.3	2,281	+38.7
	Custom System Development	7,418	+5.1	16,223	+8.1	6,976	+11.9
	In-house Software	8,399	+4.6	16,043	+1.8	11,678	-12.9
	Third-party Software	16,840	+32.9	34,263	+17.9	34,766	+23.5
	Outsourcing, Operation and Maintenance Services	3,753	-2.1	10,841	-4.4	6,693	+0.8
	IT Equipment Sales and Others	1,949	+30.0	4,422	-1.6	5,906	-2.5

* The order backlog at the end of the second quarter includes the figures for Mitsue-Links Co.,Ltd., which became a subsidiary in April 2024 and is incorporated into the Communication IT segment.

電通総研 DENTSU SOKEN INC.

© DENTSU SOKEN INC. | 13

(After correction)

Orders Received and Order Backlog

(Unit: millions of yen)

		Orders received				Order backlog	
		2Q of FY2024 (April-June)	YoY % change	2Q of FY2024 (cumulative)	YoY % change	End of 2Q of FY2024	YoY % change
Total		41,206	+15.9	87,048	+8.3	67,413	+8.5
Reportable segment	Financial Solutions	8,093	-3.5	16,916	+10.9	8,581	+3.2
	Business Solutions	6,281	+7.0	12,173	+5.2	8,332	-18.0
	Manufacturing Solutions	12,144	+12.4	27,597	+7.8	28,017	+17.2
	Communication IT	14,687	+40.0	30,361	+8.8	22,481	+13.8
Service category	Consulting Services	2,956	+20.2	5,488	+17.8	2,197	+33.6
	Custom System Development	7,404	+4.9	16,195	+7.9	6,896	+10.7
	In-house Software	8,399	+4.6	16,043	+1.8	11,678	-12.9
	Third-party Software	16,780	+32.4	34,143	+17.4	34,347	+22.0
	Outsourcing, Operation and Maintenance Services	3,726	-2.8	10,780	-5.0	6,462	-2.7
	IT Equipment Sales and Others	1,938	+29.3	4,397	-2.1	5,831	-3.7

* The order backlog at the end of the second quarter includes the figures for Mitsue-Links Co.,Ltd., which became a subsidiary in April 2024 and is incorporated into the Communication IT segment.

電通総研 DENTSU SOKEN INC.

© DENTSU SOKEN INC. | 13

(10) Page 14 of the Presentation Material of Financial Results for the Second Quarter of FY2024

(Before correction)

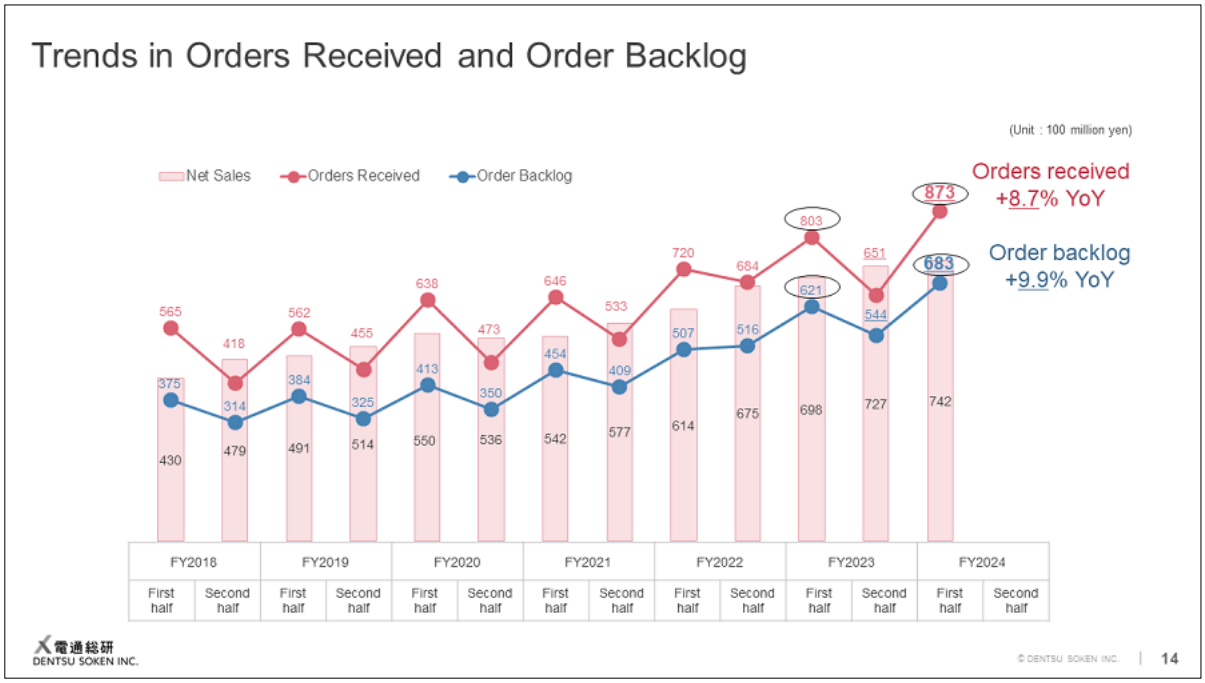

(After correction)

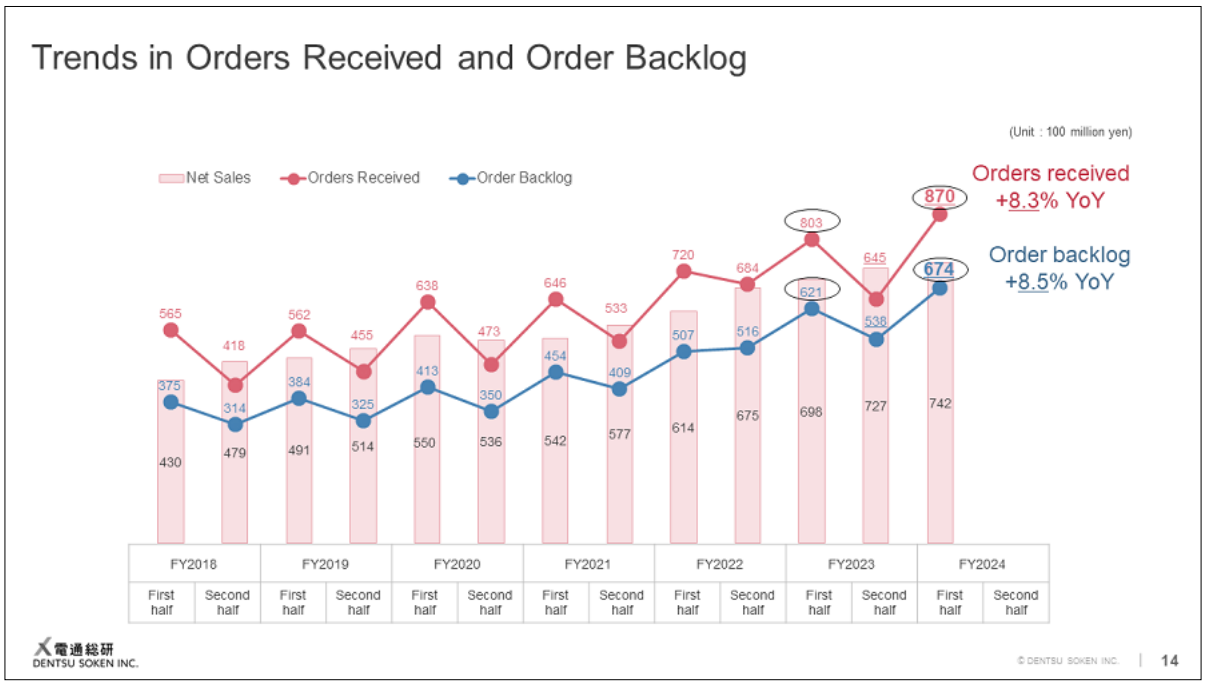

(11) Page 18 of the Presentation Material of Financial Results for the Second Quarter of FY2024

(Before correction)

Forecasts for FY2024

- The full-year forecast announced on February 14 was revised on July 24 as follows, taking into account the effect of making Mitsue-Links Co., Ltd. a subsidiary, although there is no change to the initial forecast for net sales.
- As for profits, the forecast for all profit items remains unchanged because orders received increased 16.3% in the second quarter, mainly in consulting services and third-party software, and are expected to improve in the second half of the fiscal year.

(Unit: millions of yen) (Unit: millions of yen)

	Previous Forecast (Announced on February 14, 2024)	Revised Forecast (Announced on July 24, 2024)	Vs. Previous forecast		YoY		
			Variance	% change	FY2023	Variance	% change
Net sales	153,000	155,000	+2,000	+1.3	142,608	+12,392	+8.7
Operating profit	22,500	22,500	-	-	21,028	+1,472	+7.0
Operating margin (%)	14.7	14.5	-0.2p	-	14.7	-0.2p	-
Ordinary profit	22,500	22,500	-	-	21,244	+1,256	+5.9
Profit attributable to owners of parent	15,700	15,700	-	-	14,663	+1,037	+7.1

© DENTSU SOKEN INC.

(After correction)

Forecasts for FY2024

- The full-year forecast announced on February 14 was revised on July 24 as follows, taking into account the effect of making Mitsue-Links Co., Ltd. a subsidiary, although there is no change to the initial forecast for net sales.
- As for profits, the forecast for all profit items remains unchanged because orders received increased 15.9% in the second quarter, mainly in consulting services and third-party software, and are expected to improve in the second half of the fiscal year.

(Unit: millions of yen) (Unit: millions of yen)

	Previous Forecast (Announced on February 14, 2024)	Revised Forecast (Announced on July 24, 2024)	Vs. Previous forecast		YoY		
			Variance	% change	FY2023	Variance	% change
Net sales	153,000	155,000	+2,000	+1.3	142,608	+12,392	+8.7
Operating profit	22,500	22,500	-	-	21,028	+1,472	+7.0
Operating margin (%)	14.7	14.5	-0.2p	-	14.7	-0.2p	-
Ordinary profit	22,500	22,500	-	-	21,244	+1,256	+5.9
Profit attributable to owners of parent	15,700	15,700	-	-	14,663	+1,037	+7.1

© DENTSU SOKEN INC.

(12) Page 4 of the Presentation Material of Financial Result for the Third Quarter of FY2024

(Before correction)

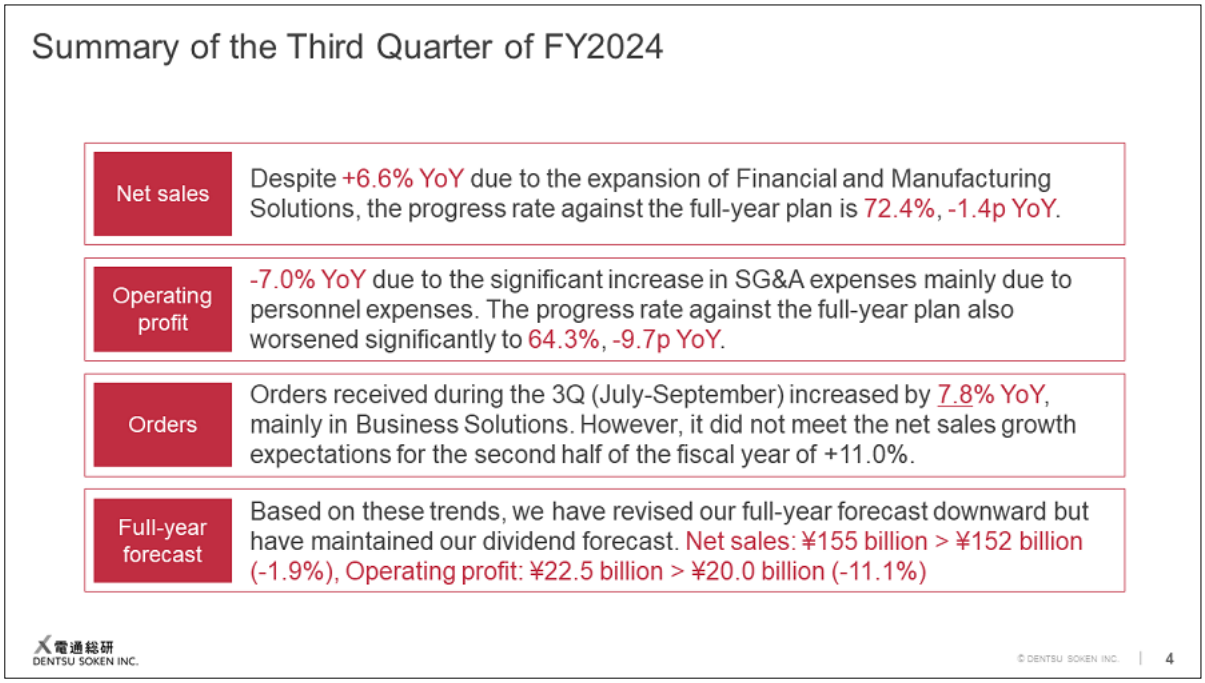

(After correction)

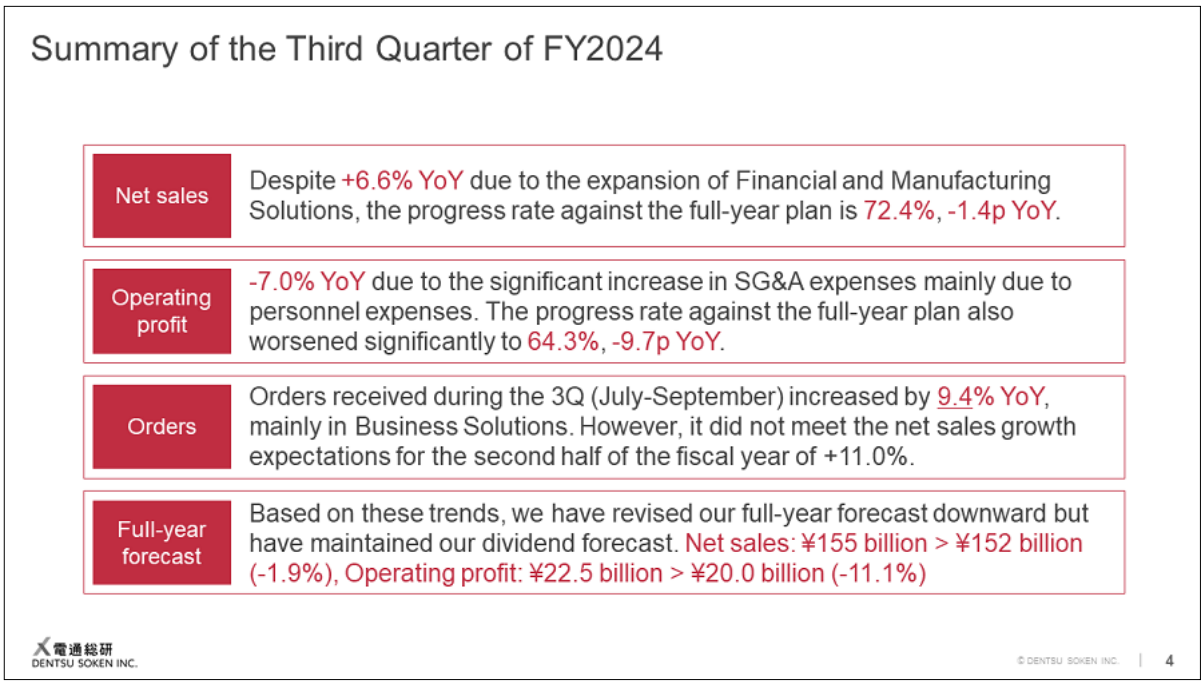

(13) Page 12 of the Presentation Material of Financial Result for the Third Quarter of FY2024

(Before correction)

Orders Received and Order Backlog

(Unit: millions of yen)

		Orders received				Order backlog	
		3Q of FY2024 (Jul.-Sep.)	YoY % change	3Q of FY2024 (cumulative)	YoY % change	End of 3Q of FY2024	YoY % change
Total		35,175	+7.8	122,527	+8.5	64,781	+9.2
Reportable segment	Financial Solutions	6,909	-17.5	24,082	+1.9	8,311	-5.8
	Business Solutions	5,206	+28.3	17,420	+11.4	8,271	-1.5
	Manufacturing Solutions	12,136	+8.4	39,733	+7.9	28,312	+12.8
	Communication IT	10,922	+21.6	41,289	+11.9	19,886	+16.8
Service category	Consulting Services	3,118	+71.3	8,676	+33.9	2,582	+79.3
	Custom System Development	7,096	+0.6	23,319	+5.7	5,889	+2.2
	In-house Software	5,779	+13.5	21,822	+4.7	10,499	-4.2
	Third-party Software	12,880	-9.5	47,143	+8.9	33,966	+12.9
	Outsourcing, Operation and Maintenance Services	4,860	+81.4	15,701	+12.0	6,555	+28.7
	IT Equipment Sales and Others	1,441	-17.3	5,863	-6.0	5,286	-11.7

電通総研 DENTSU SOKEN INC.

© DENTSU SOKEN INC.

(After correction)

Orders Received and Order Backlog

(Unit: millions of yen)

		Orders received				Order backlog	
		3Q of FY2024 (Jul.-Sep.)	YoY % change	3Q of FY2024 (cumulative)	YoY % change	End of 3Q of FY2024	YoY % change
Total		35,139	+9.4	122,188	+8.7	63,856	+8.5
Reportable segment	Financial Solutions	6,880	-13.5	23,796	+2.6	7,550	-10.2
	Business Solutions	5,211	+31.1	17,385	+11.8	8,124	-2.3
	Manufacturing Solutions	12,136	+8.4	39,733	+7.9	28,312	+12.8
	Communication IT	10,910	+21.4	41,272	+11.9	19,869	+16.7
Service category	Consulting Services	3,082	+69.3	8,570	+32.3	2,462	+71.0
	Custom System Development	7,089	+1.2	23,284	+5.7	5,803	+1.5
	In-house Software	5,779	+13.5	21,822	+4.7	10,499	-4.2
	Third-party Software	12,878	-7.7	47,022	+9.3	33,545	+12.5
	Outsourcing, Operation and Maintenance Services	4,873	+93.1	15,653	+12.9	6,338	+28.3
	IT Equipment Sales and Others	1,436	-16.1	5,833	-6.0	5,206	-12.5

電通総研 DENTSU SOKEN INC.

© DENTSU SOKEN INC.

(14) Page 17 of the Presentation Material of Financial Results for FY2024

(Before correction)

Orders Received and Order Backlog

(Unit: Millions of yen)

		Orders received				Order backlog	
		4Q of FY2024 (Oct.-Dec.)	YoY % change	FY2024 (cumulative)	YoY % change	FY2024 (As of Dec. 31)	YoY % change
Total		36,612	+12.7	159,139	+9.4	60,982	+11.9
Reportable segment	Financial Solutions	8,412	+13.1	32,494	+4.6	8,834	+7.1
	Business Solutions	4,893	-6.4	22,314	+7.0	6,977	-12.7
	Manufacturing Solutions	10,371	+11.3	50,105	+8.6	25,866	+11.9
	Communication IT	12,934	+23.2	54,224	+14.4	19,303	+27.6
Service category	Consulting Services	2,811	+11.3	11,487	+27.6	2,386	+73.0
	Custom System Development	8,309	+17.4	31,628	+8.5	5,801	+11.9
	In-house Software	6,670	-10.6	28,493	+0.6	9,170	-14.9
	Third-party Software	10,485	+3.6	57,628	+7.9	30,645	+11.9
	Outsourcing, Operation and Maintenance Services	5,288	+38.1	20,989	+17.6	6,748	+58.6
	IT Equipment Sales and Others	3,047	+107.0	8,910	+15.6	6,230	+13.2

電通総研 DENTSU SOKEN INC.

© DENTSU SOKEN INC.

(After correction)

Orders Received and Order Backlog

(Unit: Millions of yen)

		Orders received				Order backlog	
		4Q of FY2024 (Oct.-Dec.)	YoY % change	FY2024 (cumulative)	YoY % change	FY2024 (As of Dec. 31)	YoY % change
Total		36,414	+12.4	158,602	+9.5	59,859	+11.1
Reportable segment	Financial Solutions	8,239	+11.5	32,036	+4.7	7,901	+1.6
	Business Solutions	4,874	-6.3	22,259	+7.3	6,812	-13.5
	Manufacturing Solutions	10,371	+11.3	50,105	+8.6	25,866	+11.9
	Communication IT	12,927	+23.2	54,200	+14.4	19,279	+27.4
Service category	Consulting Services	2,786	+11.0	11,356	+26.3	2,241	+64.3
	Custom System Development	8,280	+17.1	31,564	+8.5	5,686	+10.7
	In-house Software	6,670	-10.6	28,493	+0.6	9,170	-14.9
	Third-party Software	10,403	+3.0	57,425	+8.1	30,142	+11.3
	Outsourcing, Operation and Maintenance Services	5,251	+37.7	20,905	+18.2	6,493	+58.9
	IT Equipment Sales and Others	3,022	+107.7	8,856	+15.6	6,125	+12.4

電通総研 DENTSU SOKEN INC.

© DENTSU SOKEN INC.

END