August 4, 2025

Supplementary Documents of Consolidated Financial Results for the First Quarter of FY2025 (from April 1, 2025 to March 31, 2026)

Securities code：4886 (TSE)

ASKA Pharmaceutical Holdings Co., Ltd.

Note:This document has been translated from the Japanese original for reference purposes only. In the event of any discrepancy between this translated document and the Japanese original, the original shall prevail.

Highlight

1Q FY2025 (Consolidated)

Net sales

✓ **19.3 billion yen, up 18.2% YOY**

Sales increased due to steady domestic business and contribution from overseas business.

Cost of sales

✓ **10.6 billion yen, up 30.7% YOY**

Cost of sales increased due to consolidation of overseas operations.

SG&A expenses

✓ **7.1 billion yen, up 11.5% YOY**

SG&A expenses increased due to increased R&D expenses associated with R&D progress.

Operating profit

✓ **1.4 billion yen, down 15.9% YOY**

Decrease in profit due to increased expenses associated with advances in R&D and increased business activities.

FY2025 Consolidated Financial Forecast *No changes from the forecast previously announced

Performance forecast

✓ **Net sales 75.0 billion yen, up 16.9% YOY**

✓ **Operating profit 6.8 billion yen, up 27.5% YOY**

Statements of Income (Consolidated)

(Millions of yen)	FY2024 Apr - Jun Actual	FY2025 Apr - Jun Actual	Actual +/-	Growth +/-
Net sales	16,352	19,321	2,969	18.2%
Operating profit	1,758	1,479	-278	-15.9%
Ordinary profit	1,813	1,620	-192	-10.6%
Profit attributable to owners of parent	1,273	1,244	-28	-2.3%

Major factors for increases/decreases

- ✓ While the outlook remains uncertain due to downside risks to the economy from the impact of the U.S. trade policies and rising raw material and resource prices, the Group achieved an increase in net sales due to growth in the pharmaceutical businesses and animal health businesses, as well as the consolidation of Hataphar (Vietnam), an equity-method affiliate, as a consolidated subsidiary.
- ✓ On the profit side, due to an increase in R&D expenses, operating profit decreased by 15.9% YoY, ordinary profit decreased by 10.6% YoY, and profit attributable to owners of parent decreased by 2.3% YoY.

Net Sales by Business (Consolidated)

(Millions of yen)	FY2024 Apr - Jun Actual	FY2025 Apr - Jun Actual	Breakdown	Actual +/-	Growth +/-
Pharmaceutical business	14,493	14,515	75.1%	22	0.2%
Animal health business	1,800	1,841	9.6%	40	2.2%
Overseas business	-	2,906	15.0%	2,906	-
Other businesses	57	58	0.3%	0	0.3%
Total	16,352	19,321	100.0%	2,969	18.2%

Note: The “Overseas business” was newly added owing to the consolidation of Hataphar.

Major factors for increased sales

- ✓ The pharmaceutical business showed favorable trends overall despite the impact of the NHI drug price revisions. The obstetrics and gynecology products RELUMINA and DroEthi continued to increase from the previous year, while the internal medicine product THYRADIN showed steady growth, and RIFXIMA showed a large increase due in part to the NHI price revision.
- ✓ In the animal health business, sales increased by 2.2% YOY, mainly due to an increase in veterinary pharmaceuticals.

Sales of Main Products (Pharmaceutical Business)

(Millions of yen)

Area	Category	Products (generic name)	FY2024 Apr - Jun	FY2025 Apr - Jun		FY2025		Reference	Notes
			Actual	Actual	YOY	Forecast	YOY	Initial Forecast	
Internal Medicine	Brand-name	THYRADIN (levothyroxine)	2,076	2,125	2.3%	8,628	6.3%	8,628	Impacted by temporary demand in the previous year due to NHI drug price rises
	AG	CANDESARTAN[1] (candesartan)	2,230	2,074	-7.0%	7,112	-16.8%	7,112	The NHI drug price decreased but sales volume remained almost same
	Brand-name	RIFXIMA (rifaximin)	1,645	1,902	15.6%	7,458	15.5%	7,458	In addition to the increased NHI drug price, sales volume increased slightly
	Brand-name	MERCAZOLE (thiamazole)	403	406	0.8%	1,629	4.0%	1,629	Impacted by temporary demand in the previous year due to NHI drug price rises
	Generic	AMLODIPINE (amlodipine)	209	206	-1.4%	756	-5.2%	756	Progress almost as expected
Obstetrics and Gynecology	Brand-name	RELUMINA (relugolix)	2,644	2,768	4.7%	11,241	6.7%	11,241	Focused on expanding our share in the endometriosis market.
	Generic	DroEthi (norethisterone/ethinylestradiol)	1,743	2,022	16.0%	8,088	7.8%	6,064	The NHI drug price down but sales volume increased more than expected
	AG	FREWELL (drospirenone/ethinylestradiol)	771	747	-3.1%	2,824	-10.3%	2,824	The NHI drug price down, but sales volume increased
	Brand-name	LUTEUM (progesterone)	556	538	-3.2%	2,228	-5.1%	2,228	Impacted by external factors, etc.
	Brand-name	ANGE (levonorgestrel/ethinylestradiol)	174	168	-3.4%	669	-1.0%	669	Continued to make prescription proposals to doctors
	Brand-name	MAGSENT[2] (magnesium sulfate)	192	165	-14.0%	580	-19.8%	580	Progress almost as expected
Urology	Generic	LEUPRORELIN[3] (leuprorelin)	1,021	962	-5.7%	3,814	-4.7%	3,814	Impacted by brand-name drugs

1. Including fixed dose combination
2. Total value of magnesium sulfate preparation
3. 1.88mg formulation is only for gynecological indications but combined with 3.75mg formulation

Sales by Major Business Field (Animal Health Business)

(Millions of yen)

Business field	FY2024 Apr - Jun	FY2025 Apr - Jun		FY2025	
	Actual	Actual	YOY	Forecast	YOY
Feed additives Mixed feed Feed materials	1,160	1,143	-1.5%	4,257	-7.1%
Veterinary pharmaceuticals (livestock and fisheries + *CA)	625	674	7.9%	2,869	10.3%

Major factors for increase/decrease

✓ While sales in the feed additives field decreased due to a decline in market prices, sales in veterinary pharmaceuticals remained steady.

* Companion Animal

Sales Ratio / Sales Proportion of Brand-name Drugs

Sales Ratio (1Q FY2025)

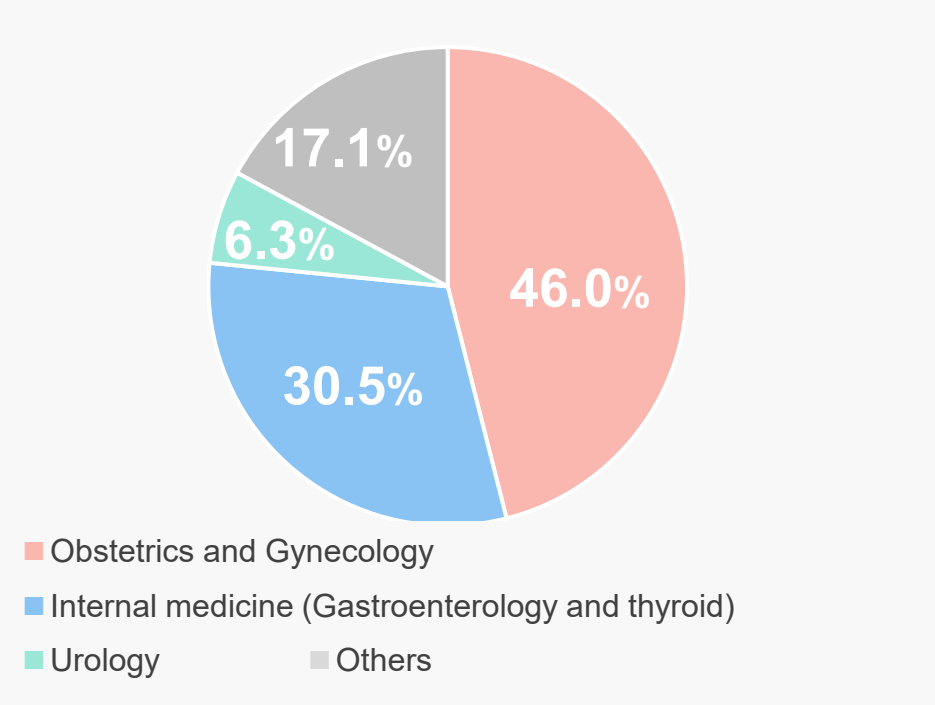

The total may not add up to 100 because the figures are rounded to the second decimal place.

Sales Proportion of Brand-name Drugs

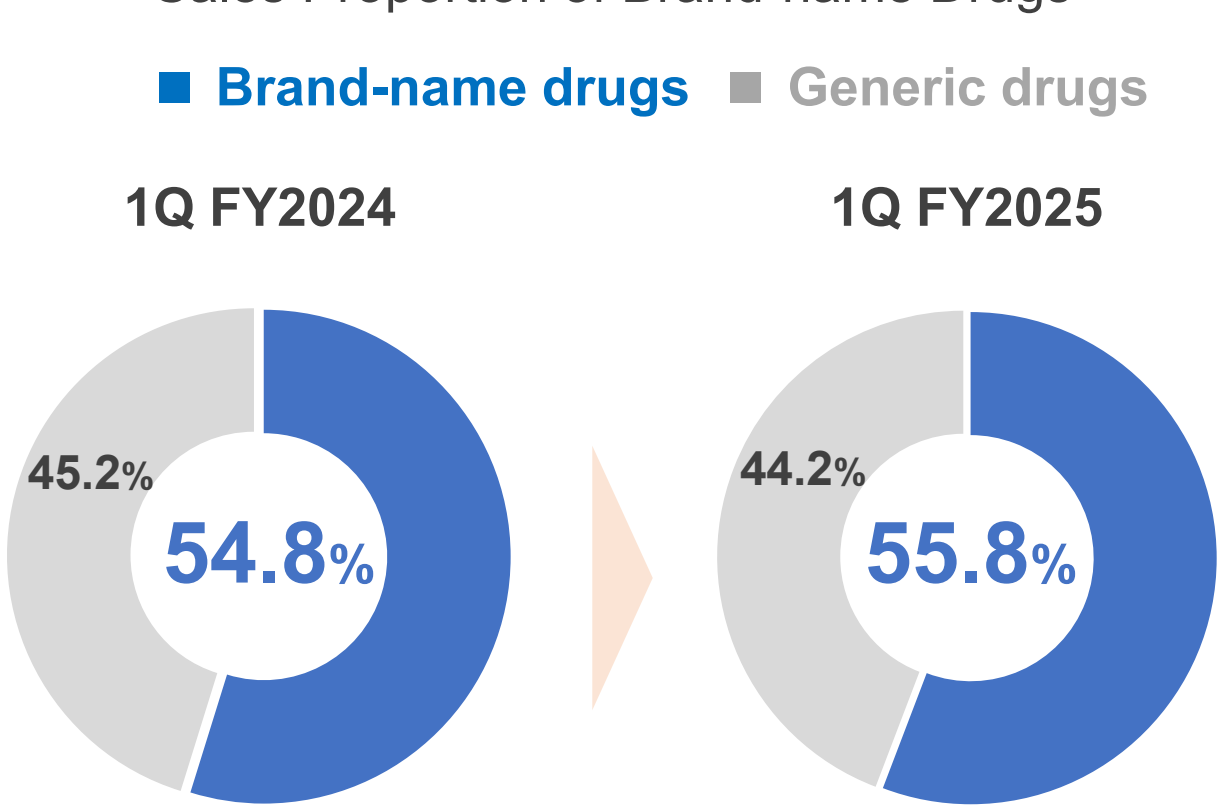

The product mix improved due to growth in RELUMINA, RIFXIMA, and THYRADIN, resulting in a 1.0 percentage point increase in the ratio of brand-name drugs to sales.

R&D Status

Trend of R&D expenses

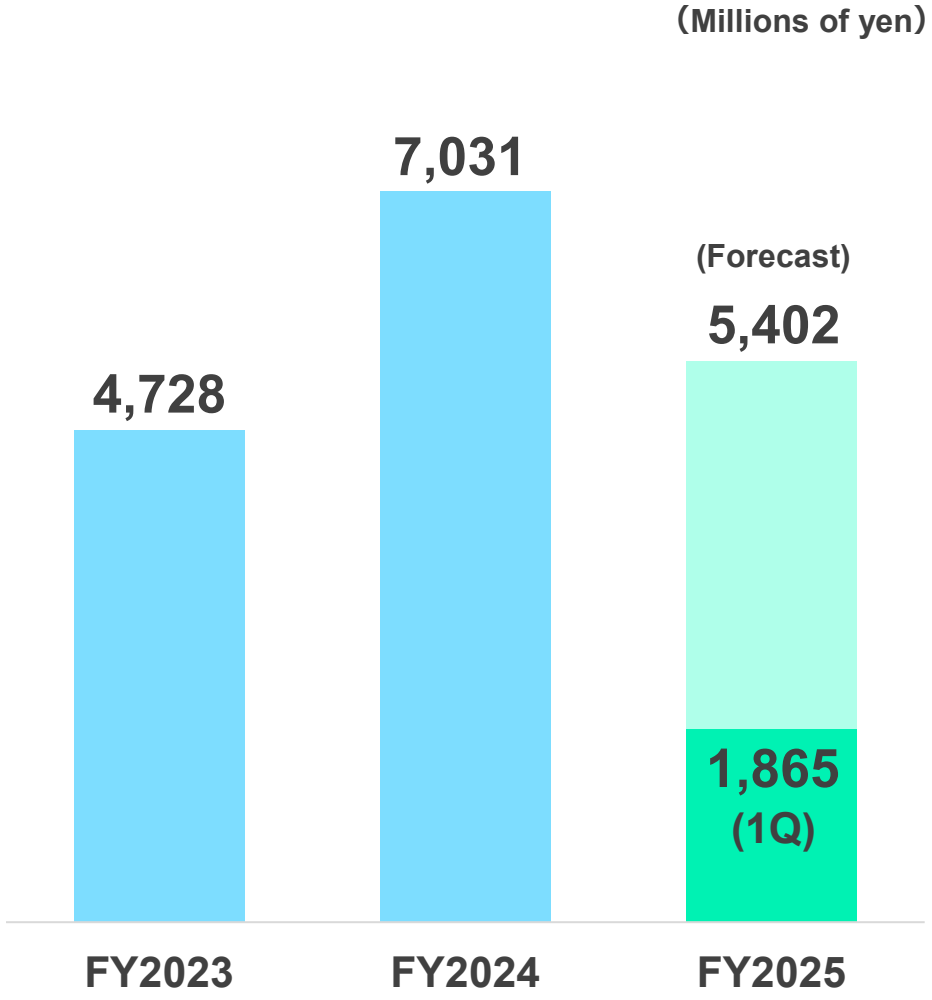

As of August 4, 2025

Development code (Generic name) / Indication	Phase
AKP-022 (Relugolix combination tablet) Uterine fibroids	Ph III ongoing
AKP-022 (Relugolix combination tablet) Endometriosis	Ph III ongoing
LPRI-CF113 (drospirenone) Dysmenorrhea	Ph I/II ongoing
AKP-SMD106 (Digital therapeutics app) PMS/PMDD[1]	Specified clinical trial ongoing
AKP-009 (ludaterone acetate) PCOS[2]	Preparing clinical trials
TRM-270 (adhesion barrier) Gastroenterology and Ob/Gyn	Ph III completed
AKP-009[3] (ludaterone acetate) Benign prostatic hyperplasia	Ph II ongoing
AKP-021 (mPGES-1 inhibitor agent)	Ph I ongoing
AKP-017 (transnasal teststerone)	Preparing clinical trials

1. Premenstrual syndrome/premenstrual dysphoric disorder.
2. Polycystic ovary syndrome
3. Joint development and commercialization agreement with KYORIN Pharmaceutical Co., Ltd. for AKP-009 for benign prostatic hyperplasia has been terminated.