MIDAC HOLDINGS CO., LTD.

[Securities Code: 6564]

Fiscal Year Ended March 31, 2026 (1Q)
Financial Results Information

[1] About MIDAC Group …P. 2

[2] Financial Results …P. 8

[3] Future Outlook …P. 13

[4] The Medium-term Plan …P. 17

[5] Topics …P. 22

[6] Appendix …P. 24

[1] About MIDAC Group …P. 2
[2] Financial Results …P. 8
[3] Future Outlook …P. 13
[4] The Medium-term Plan …P. 17
[5] Topics …P. 22
[6] Appendix …P. 24

[1] – 1 About MIDAC Group (Corporate Profile)



Company Name	: MIDAC HOLDINGS CO., LTD.
Founded	: April 1952
Capital Fund	: 90 million yen
Representative	: President & Representative Director Keiko Kato
Head Office	: 2163 Aritama Minami-machi, Chuo-ku, Hamamatsu, Shizuoka
Number of Employees	: 457* (As of the end of June 2025: group consolidated basis)
Subsidiary	: MIDAC CO., LTD. / MIDAC LINER CO., LTD. / SANKO CO., LTD. / MIDAC KONAN CO., LTD. / FRIEND SANITARY CO., LTD. ENSHU CRUSHED STONE CO., LTD. / TAIHEI KOSAN CO.,LTD / LOVE THY NEIGHBOR CO., LTD. / IWAHARA ORCHARDS CO., LTD.
Affiliated Company	: GREEN CIRCULAR FACTORY CO., LTD.

*Includes temporary workers

<<Business Profile>>

- Collection, transportation and treatment of industrial waste and specially controlled industrial waste
- Collection, transportation and treatment of general waste

<<Our Business Facilities>>

MIDAC **Midac Liner** **Sanko** **Midac Konan** **Friend Sanitary** **Enshu Crushed Stone** **Taihei Kosan**

Business Offices

- Fujinomiya Business Office (incineration)
- Head Office Business Office (water treatment, collection transportation)
- Toyohashi Business Office (kneading)
- MIDAC LINER CO., LTD. (collection and transportation)
- Kasugai Business Office (concrete solidification)
- Seki Business Office (water treatment)
- MIDAC KONAN CO., LTD. (crushing)
- Friend Sanitary (collection and transportation)
- Enshu Crushed Stone (crushed stone)
- Taihei Kosan (Controlled landfill)

Sales Offices

- Tokyo Sales Office (Kawasaki City, Kanagawa Prefecture)
- Fujinomiya Sales Office (Fujinomiya City, Shizuoka Prefecture)
- Head Office Sales Office (Hamamatsu City, Shizuoka Prefecture)
- Nagoya Sales Office (Nagoya City, Aichi Prefecture)

[1] – 2 About MIDAC Group (List of Business Units)

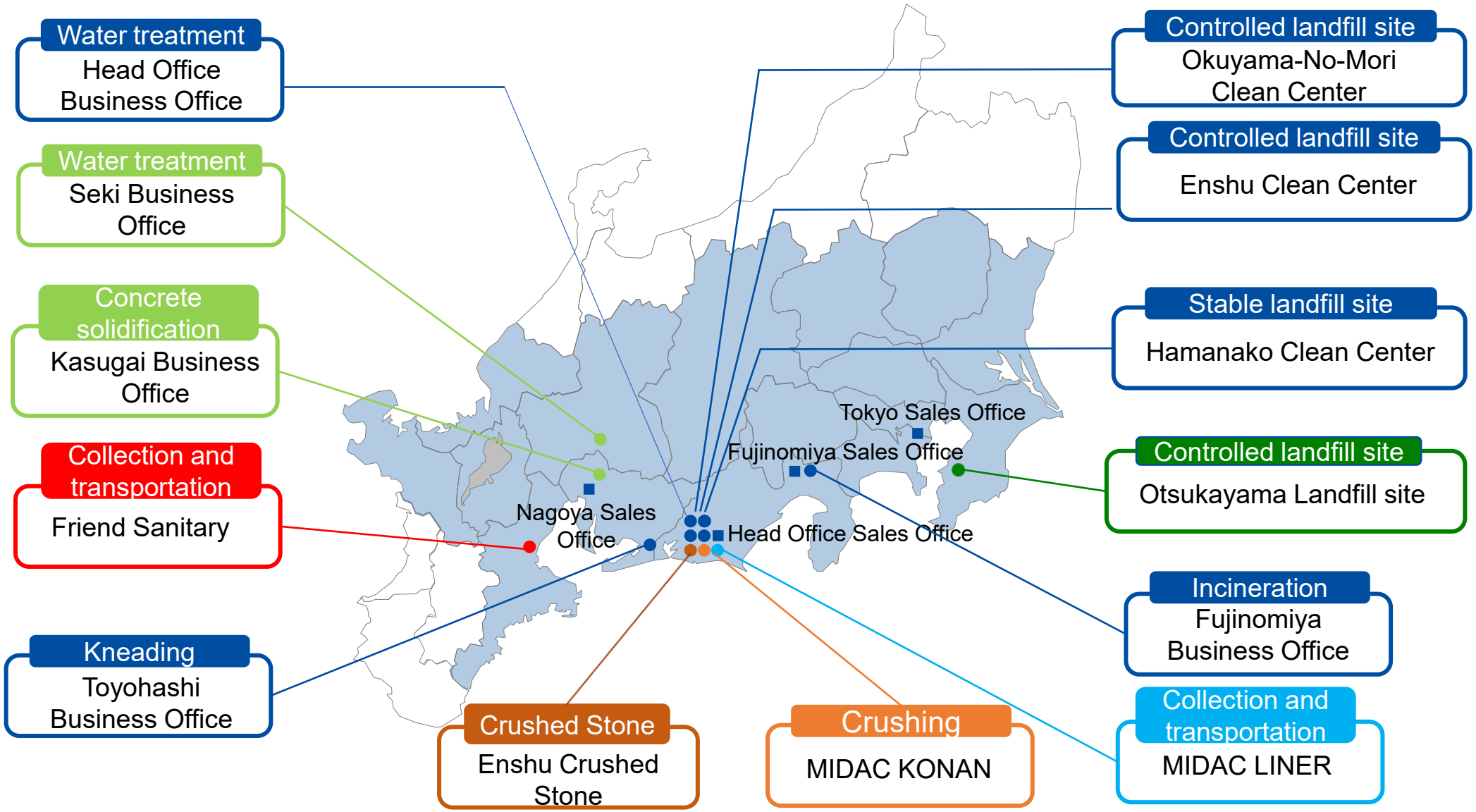

[1] – 3 About MIDAC Group (Waste Treatment Process)

Collection and transportation business

Waste treatment business

Intermediary management business

Discharge Company

Waste

Collection and transportation



Collection and transportation vehicle

Intermediate treatment



Incineration



Crushing

Final treatment



Landfill site

Intermediary management business

Intermediary management

Commission

Waste

Waste disposer

[1] – 4 About MIDAC Group (List of Segments)

<Waste treatment business>

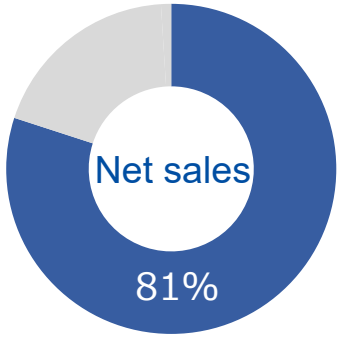

- We provide waste treatment services at our main facilities.
- Our waste treatment services consist of intermediate treatment and final treatment.
- This is the core business of our group and we have a wide variety of waste treatment facilities.


Fujinomiya Business Office (incineration)


Okuyama-No-Mori CC (landfill site)

<Collection and transportation business>

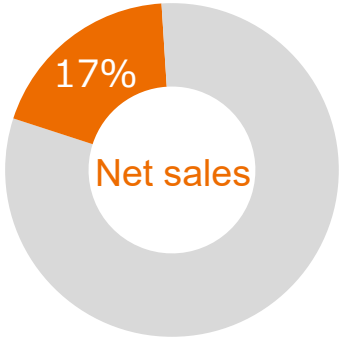

- We provide waste collection and transportation services.
- We have various types of vehicles to transport various waste, including solids and liquids.
- Incidental cleaning services are also available.


Collection and transportation vehicle (industrial waste collection and transportation)


Collection and transportation vehicle (general collection and transportation)

<Intermediary management business>

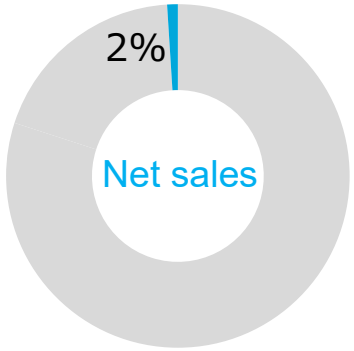

- We provide customer referral services to other waste disposers.
- We offer appropriate treatment solutions for waste materials that are difficult for us to dispose of or waste materials that are generated outside of our trade area.


Fujinomiya Sales Office


Tokyo Sales Office

*Net sales will include intra-group sales.

[1] – 5 About MIDAC Group (Integrated Treatment System)

- Unlike many of our competitors who are engaged only in waste collection and transportation business or intermediate treatment business, our group has an integrated treatment system for offering a full range of services, from collection and transportation to final treatment through various facilities of our group.

Integrated Treatment System

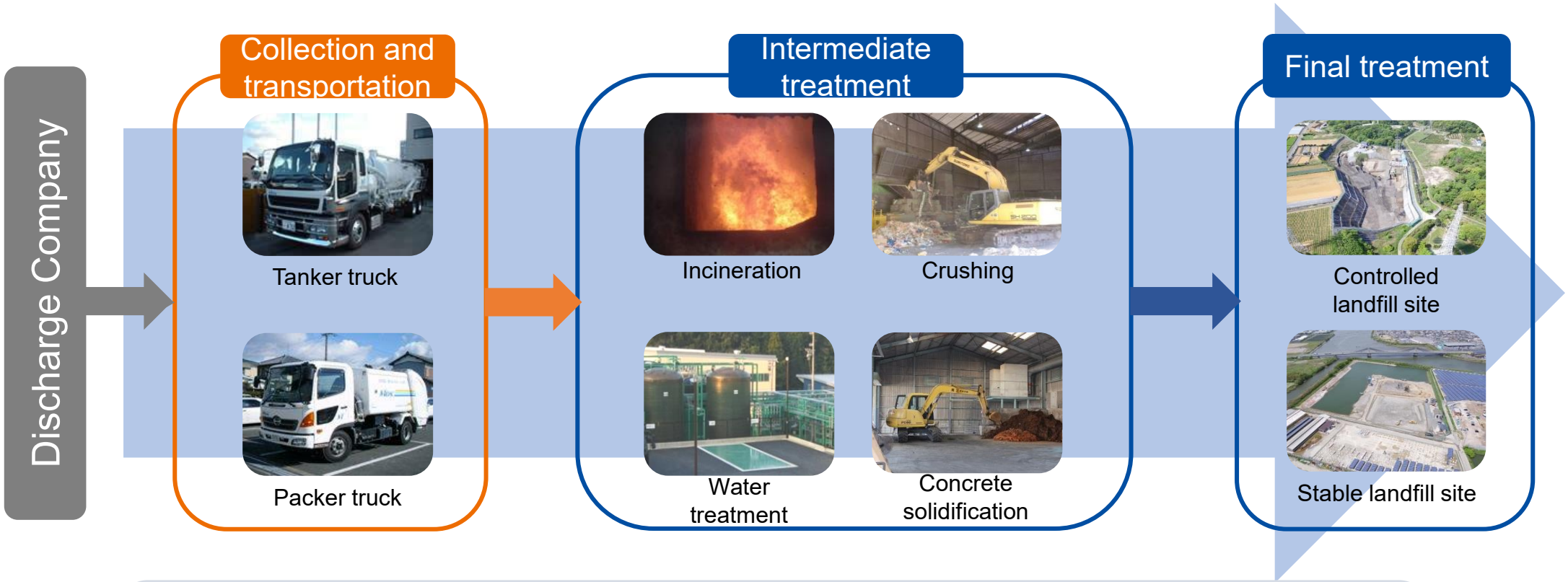

- Discharge companies feel safe to outsource waste treatment without worrying about the risk of inappropriate disposal / transfer of waste treatment.
- By processing waste materials generated within our group in-house, we can achieve synergy effects such as reducing the cost of intermediate treatment facilities and increasing competitiveness.

[1] About MIDAC Group …P. 2
[2] Financial Results …P. 8
[3] Future Outlook …P. 13
[4] The Medium-term Plan …P. 17
[5] Topics …P. 22
[6] Appendix …P. 24

[2] – 1 Financial Results (Consolidated Performance Highlights)

- Net sales: **2,704 million yen** (Year on year +1.3%)
- Operating income: **1,151 million yen** (Year on year -0.9%)
- Net income: **697 million yen** (Year on year -3.7%)

<Net sales>

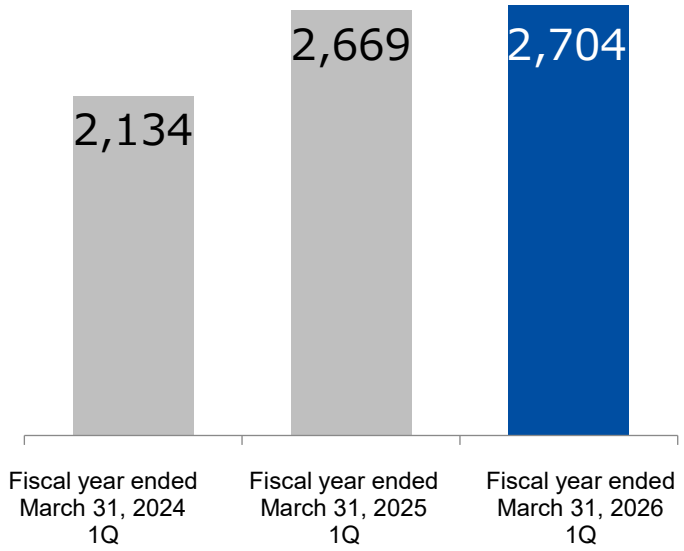

<Operating income>

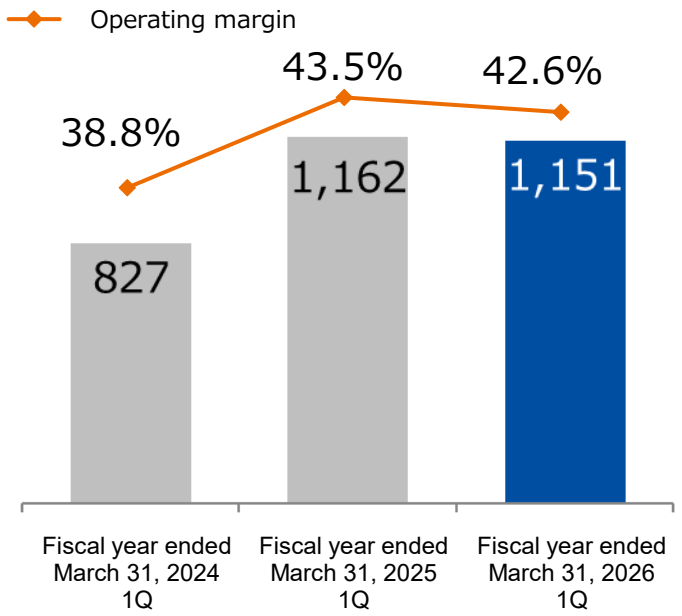

<Net income*>

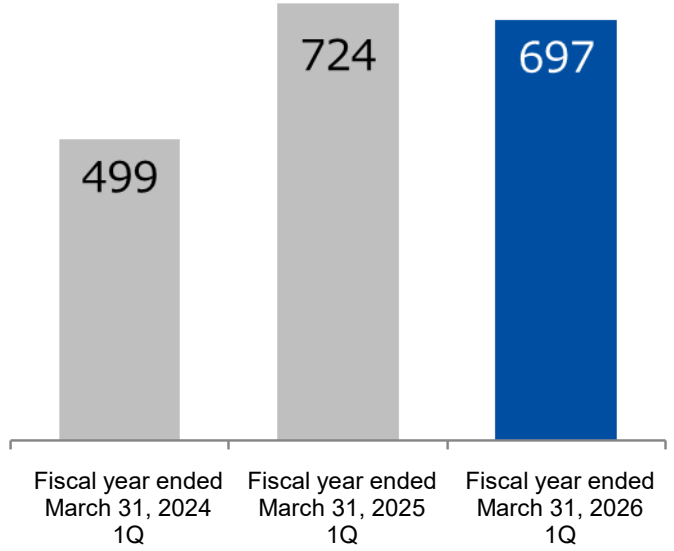

*Net income attributable to the parent company's shareholders

[2] – 2 Financial Results (Analysis by Segment)

- In the waste treatment business, the amount of contracted waste at landfill sites increased due to strong disposal demand.
- The collection and transportation business, Sales and profits decreased due to a reactionary decline from the previous fiscal year in spot projects in Friend Sanitary.
- The intermediary management business, Intermediary to partner companies remained strong due to the acquisition of large-scale projects.

Net Sales by Segment *

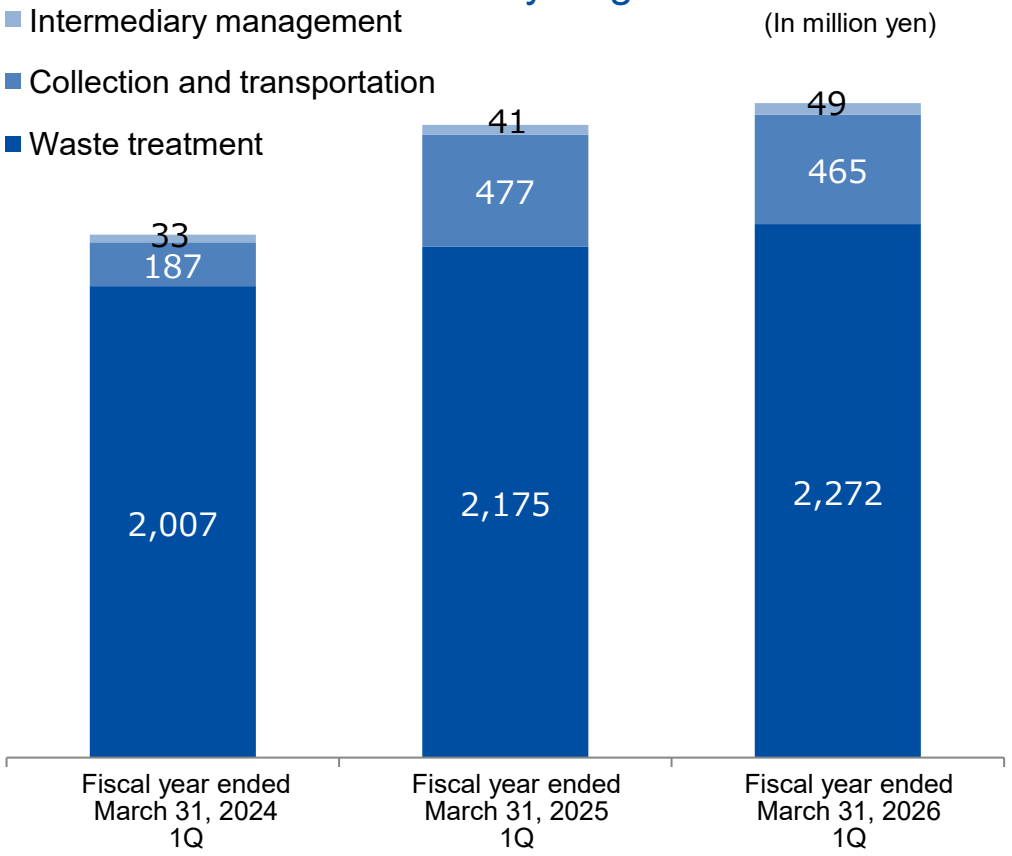

*Include internal transactions

Profit by Segment *

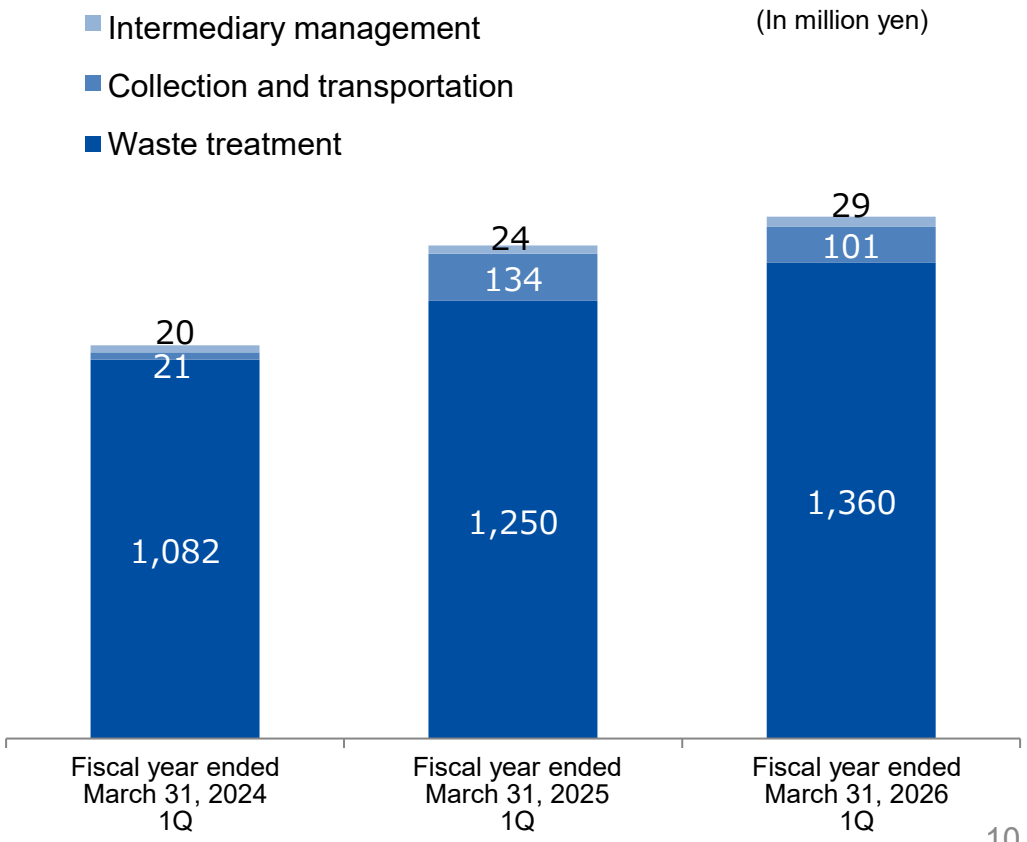

*Include internal transactions

[2] – 3 Financial Results (Comparison with Projected Results)

- Sales and profits are progressing roughly in line with forecasts.
- The amount of waste accepted at landfill site has increased, and the trends for each business are as expected.
- Taihei Kosan is scheduled to reflect the results in 2Q of the fiscal year ending March 2026. However, due to the construction of the 7th Dam Construction Area of the Third landfill site, we are continuing to restrict the transportation of waste.

(In million yen)

	Fiscal year ended March 31,2026 Full-year forecast	Fiscal year ended March 31,2026 1Q Results	Composition ratio	Percentage against forecast
Net sales	11,617	2,704	100.0%	23.3%
Cost of sales	4,279	923	34.1%	21.6%
Gross operating income	7,338	1,780	65.9%	24.3%
Selling expenses and general and administrative expenses	2,546	629	23.3%	24.7%
Operating income	4,792	1,151	42.6%	24.0%
Non-operating income	8	5	—	—
Non-operating expenses	100	40	—	—
Ordinary profit	4,700	1,116	41.3%	23.8%
Extraordinary profit	0	0	—	—
Extraordinary loss	0	0	—	—
Net income before tax	4,700	1,116	41.3%	23.8%
Corporate taxes	1,769	418	—	—
Net income *	2,930	697	25.8%	23.8%

*Net income attributable to the parent company's shareholders

[2] – 4 Financial Results (Balance Sheet)

- Increase In intangible fixed assets : Due to increase in goodwill by Taihei Kosan.
- Increase in other Long-term liabilities : Due to increased provision for maintenance of landfill site and provision for special repairs by Taihei Kosan.
- The equity ratio decreased by 6.4 percentage points to 47.7%.

(In million yen)

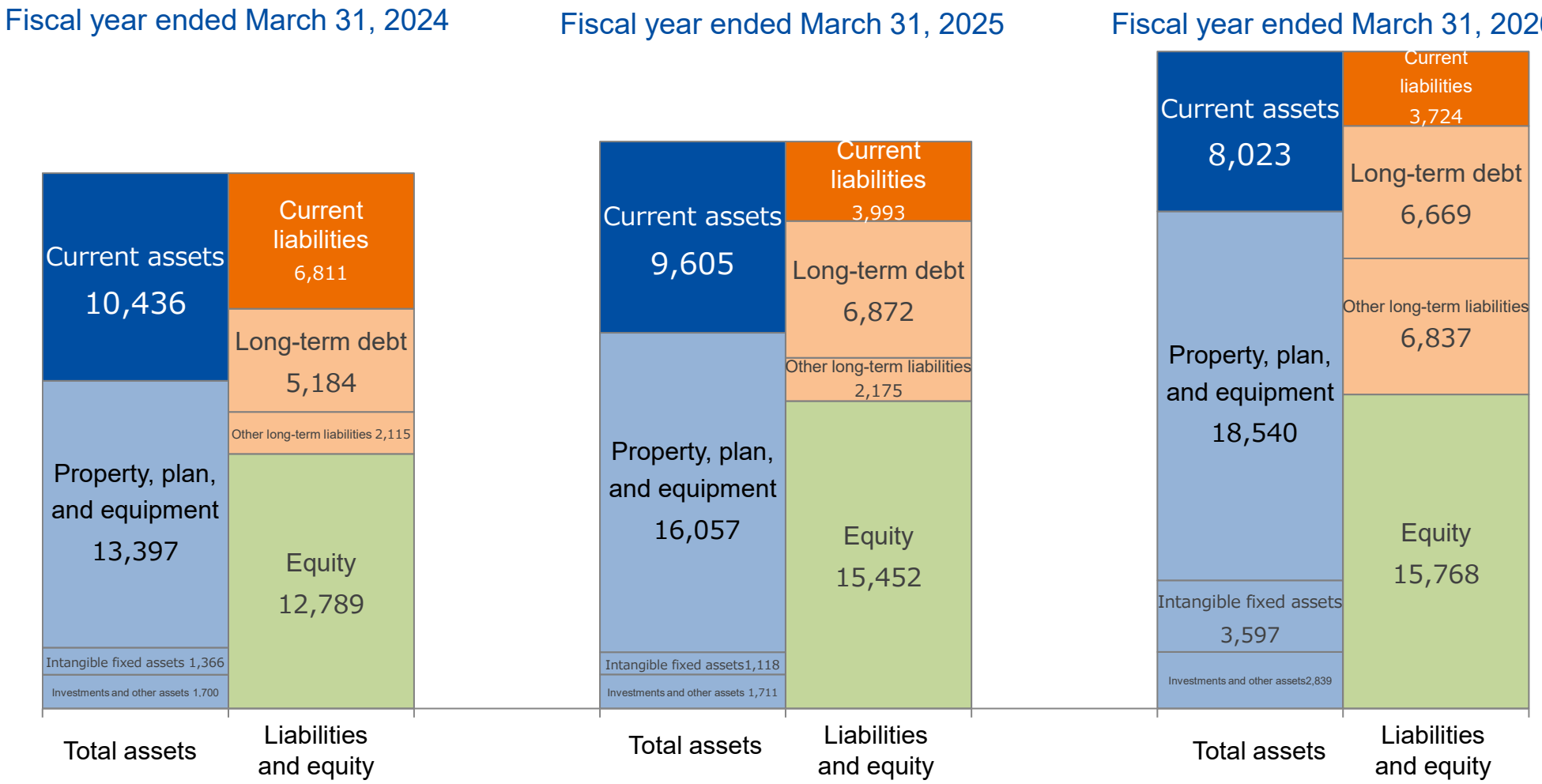

[1] About MIDAC Group …P. 2
[2] Financial Results …P. 8
[3] Future Outlook …P. 13
[4] The Medium-term Plan …P. 17
[5] Topics …P. 22
[6] Appendix …P. 24

[3] – 1 Future Outlook (Response to External Environment)

- We are developing efficient and wide-area sales to robust industries and business partners by demonstrating the superiority of our treatment facilities and licenses.
- We will aim to improve the operating rate of each intermediate treatment facility by continuously strengthening the waste receiving system.



[3] – 2 Future Outlook (Medium- to Long-term Growth Strategy)

- To select our business area and keep growing, it is inevitable to establish new facilities in promising areas where demand is expected.
- By selecting some potential sites for incineration, final treatment facilities near the Pacific belt zone, promoting plans in parallel, and obtain the permission for establishment at an early stage thus further expansion our business.

Focus on the expansion to the Kanto region

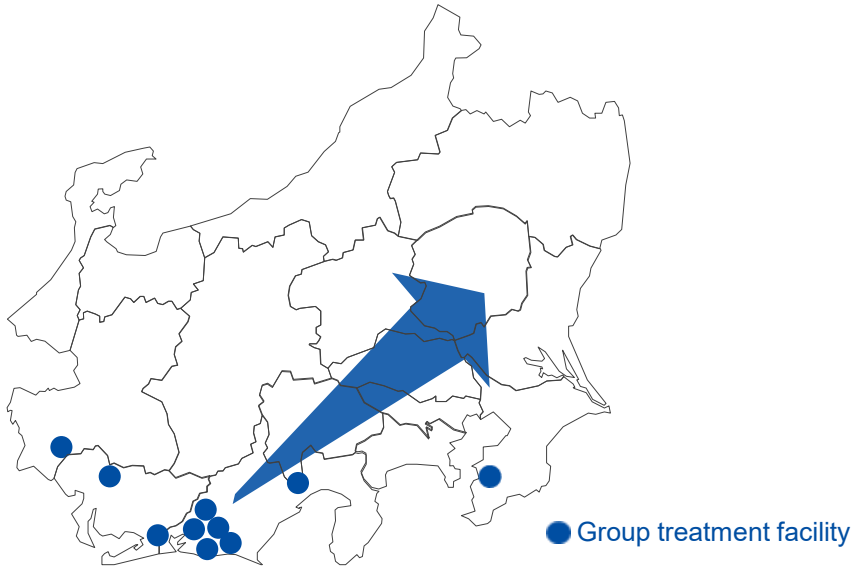

- Focus on the expansion in Kanto region, and select some site candidates for new industrial waste treatment facilities.
- For the expansion of new waste treatment facilities, we shall not restrict our plans to our own development, but take flexible and speedy measures including M&A.

Our own development



February 2022: Operation

Controlled landfill site
(Okuyama-No-Mori Clean Center)



March 2022: Land acquisition

Incineration facility



Operation start scheduled in April 2026
Water treatment facility
(Miyakoda Techno Plant)

Aggressive and speedy M&A



December 2015
MIDAC CO., LTD.



October 2021
MIDAC KONAN CO., LTD.



September 2023
FRIEND SANITARY CO., LTD.

[3] – 3 Future Outlook (Comparison with Competitors and Aiming Direction)

- Net sales recorded 10,905 million yen, and the scale is smaller than competitors. However, we are maintaining a high operating margin recording 41.6%. (Results for the fiscal year ended March 31, 2025)
- We will keep aiming to expand into the Kanto region and enhance our scale.

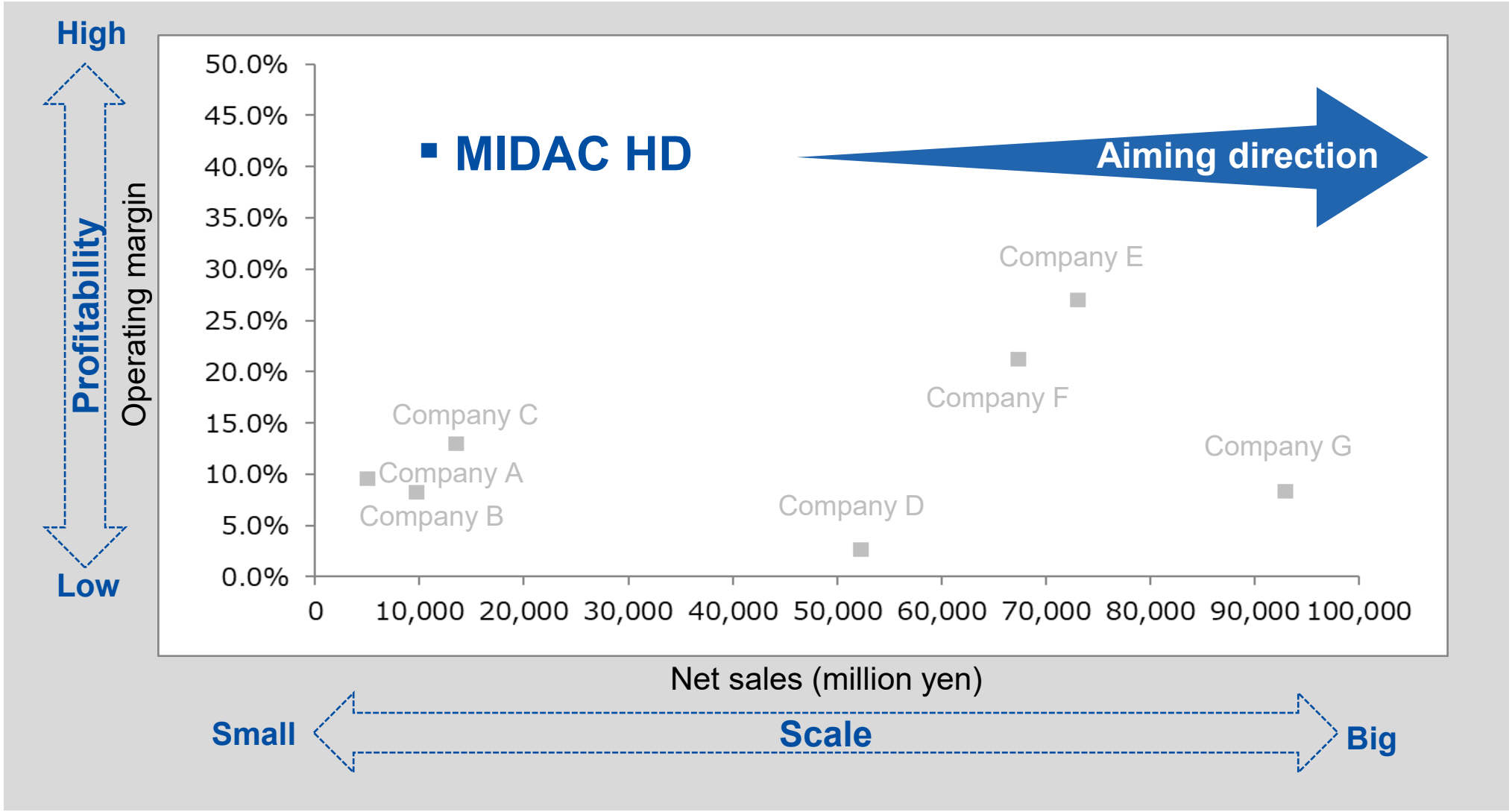

[1] About MIDAC Group …P. 2
[2] Financial Results …P. 8
[3] Future Outlook …P. 13
[4] The Medium-term Plan …P. 17
[5] Topics …P. 22
[6] Appendix …P. 24

[4] – 1 The Medium-term Plan (“Challenge 80th”)

With net sales already exceeding 10 billion yen, we have reached a stage where we are looking to further accelerate growth investments ahead of the next Medium-term Management Plan.

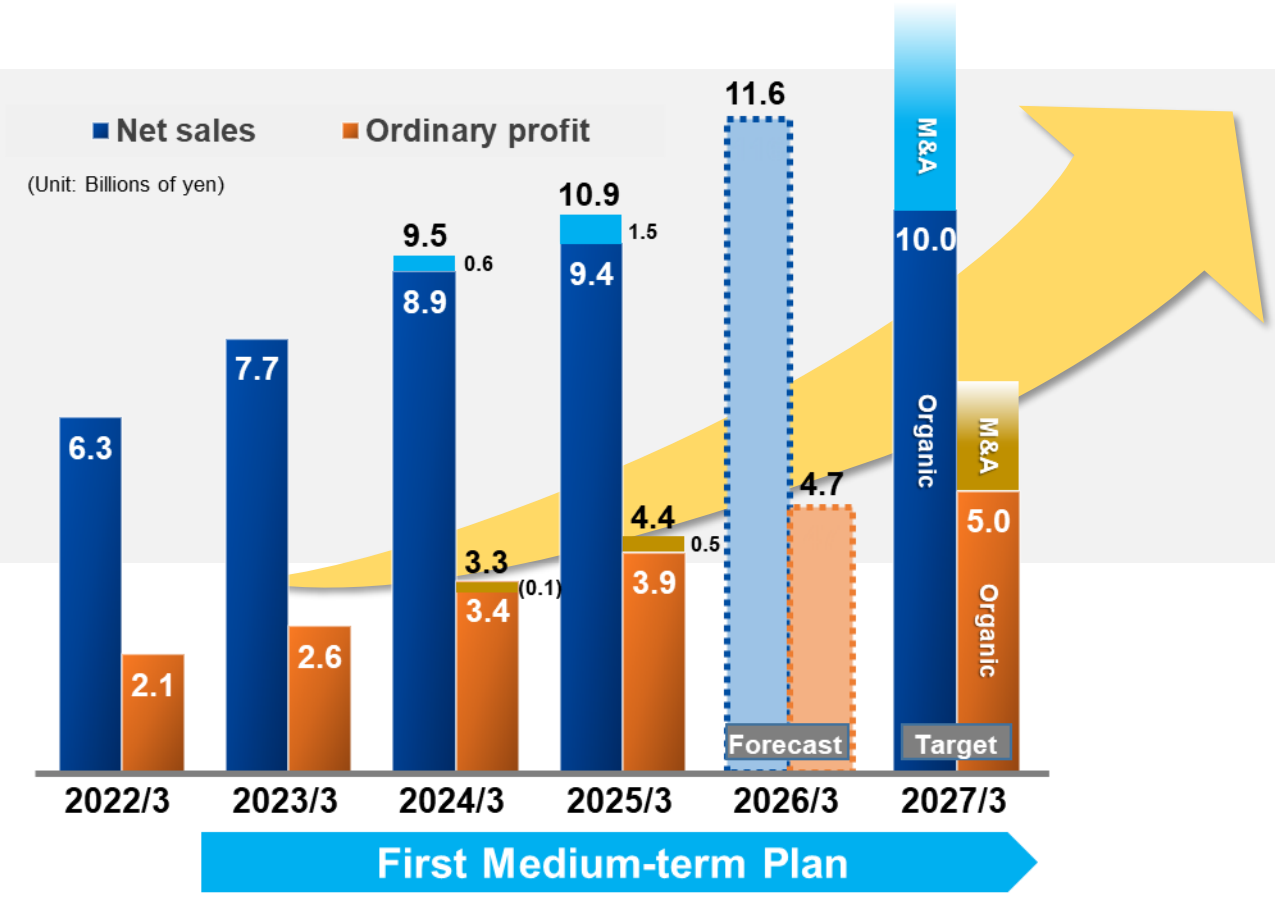

MIDAC Group Ten Year Vision

“Challenge 80th”

We aim to become a true leader in the industry by pursuing our evolution into becoming one of the industry's leading comprehensive industrial waste processing companies.

FY Ending March 2032

Challenge Targets

(including M&A)

[Net sales] **40** billion yen

[Ordinary profit] **12** billion yen

Note) Figures for FYE March 31, 2026 (forecast) do not breakdown contributions from organic and M&A activities.

[4] – 2 The Medium-term Plan (Landfill Site Development Plan)

- Position “final treatment” as a “core business”,we expand the competitive advantage of our final treatment processes.
- In order to promote efficient operation, we will clearly separate roles when there are two controlled landfill sites in the same area.
- Planning to acquire 3 Controlled landfill site licenses, including 2 in eastern Japan, and preparing for the opening of the business in the future.



Growth strategy to realize『Challenge80th』 【Strengthening Intermediate Treatment Facilities 】

Hamamatsu City, Shizuoka Prefecture, issued the installation permit on July 2024, and construction is currently underway for the opening of the facility in April 2026 or later.

Intermediate treatment facility

Hamamatsu City Water Treatment Facility (Miyakoda Techno Plant)

- Area: 12,851.64 m^2
- Facility size (plan): Treatment capacity is approximately 5 times larger than that of existing facilities.
- Close to the expressway, allowing for wide-area reception

Dec. 2019 Acquisition of land

▼

Apr. 2026 or later Operation start



TAIHEI KOSAN CO.,LTD

Expanding our business into the Kanto region through making the company a subsidiary

[Company overview]

- A waste management company aiming to ensure proper waste treatment and to establish a scientifically sound and environmentally efficient waste treatment system.
- Was the first industrial waste treatment provider in Japan to acquire ISO14001 certification (1997)
- Operates a controlled landfill site in Chiba

  ⇒ Also looking to expand its landfill operations long-term

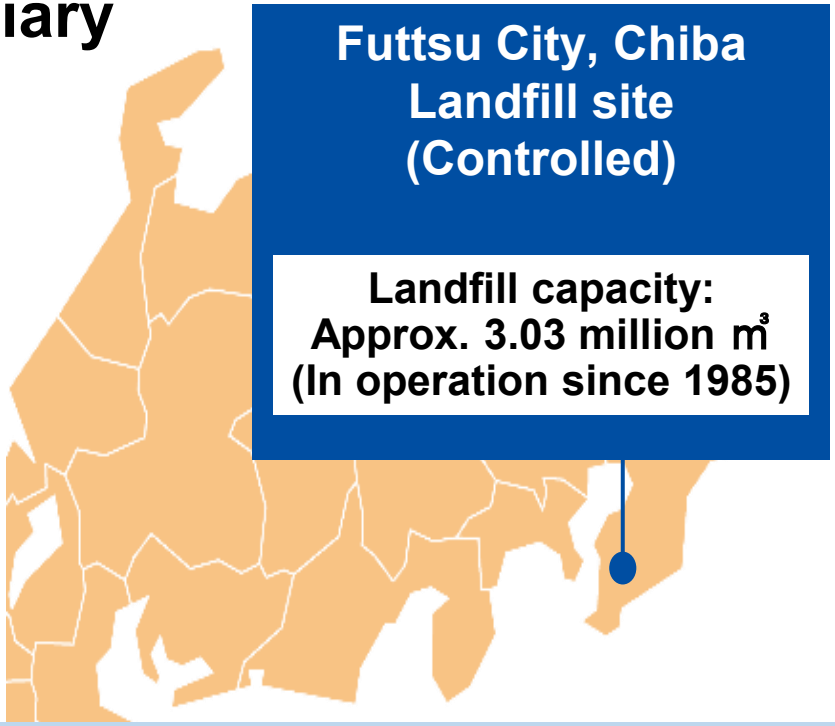

Established a business model focused on "support-oriented M&As"

[1] About MIDAC Group …P. 2
[2] Financial Results …P. 8
[3] Future Outlook …P. 13
[4] The Medium-term Plan …P. 17
[5] Topics …P. 22
[6] Appendix …P. 24

[5] – 1 Topics (Increase Capacity of Landfill Sites)

- In April 2025, an increase in the volume of construction for Enshu Clean Center (Controlled landfill site) was completed and the increased volume of landfill began.
- In June 2025, an increase in the volume of construction for Hamanako Clean Center (Stable landfill site) was completed and the increased volume of landfill began.

Landfill Site Name		Enshu Clean Center	Hamanako Clean Center
Landfill Capacity	Pre-increase	447,297㎥	424,762㎥
	Post-increase	495,949㎥	799,377㎥
Appearance			

[1] About MIDAC Group …P. 2
[2] Financial Results …P. 8
[3] Future Outlook …P. 13
[4] The Medium-term Plan …P. 17
[5] Topics …P. 22
[6] Appendix …P. 24

[6] – 1 Industrial Environment (Market Size and Waste Generation Ratio Per Region)

- The estimated market size of the domestic waste treatment and recycling services industries is **approximately 4.7 trillion yen**.
- By region, **Kanto** features the highest volume of industrial waste generated, followed by Hokkaido, Tohoku and Chubu.

Waste treatment and recycling services market size

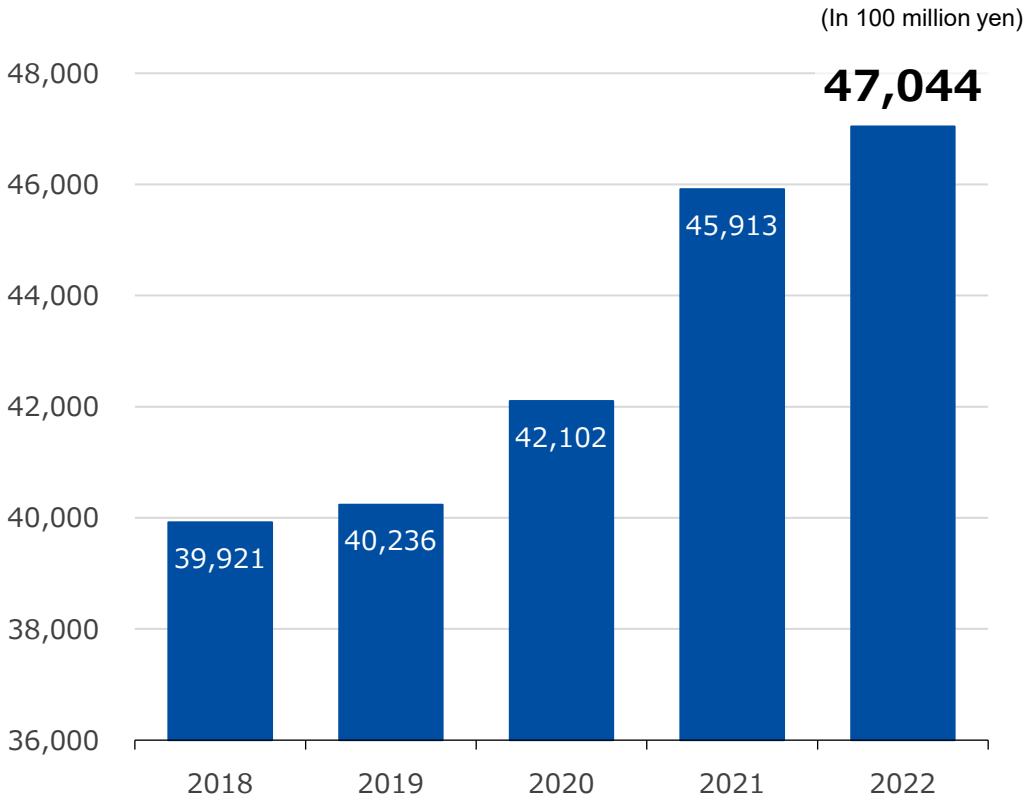

Source: "Report on the Market Size and Employment of the Environmental Industry (March 2024)," the Ministry of the Environment

Composition ratio of industrial waste by region

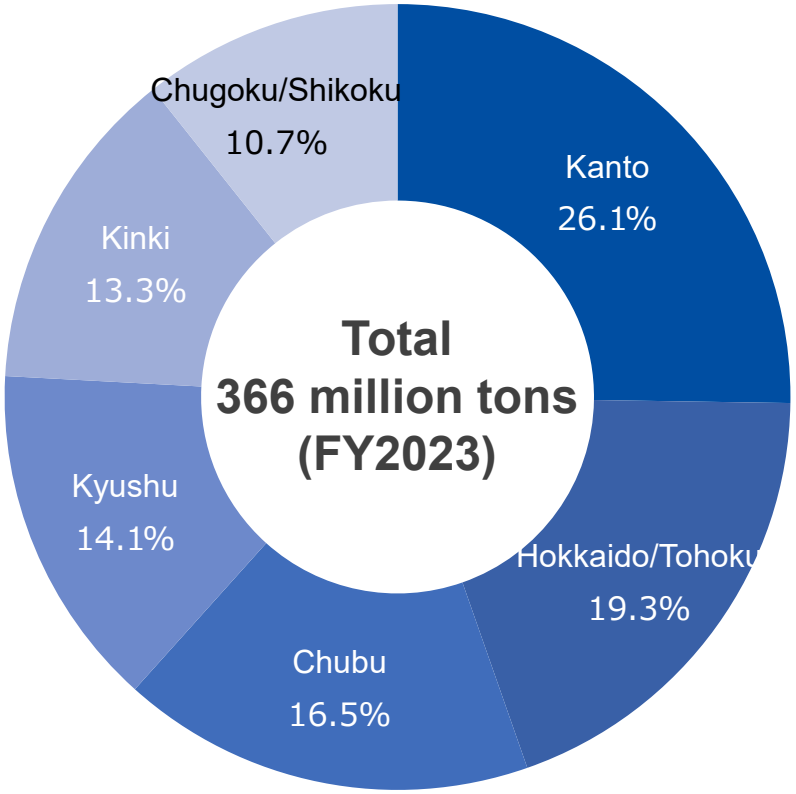

Source: "Industrial Waste Discharge and Treatment Status (Preliminary Figures for FY2023)", the Ministry of the Environment (Japanese only)

[6] – 2 Industrial Environment (Total Volume of Industrial Waste)

- The total volume of industrial waste in FY2023 was 366 million tons, showing no significant change.
- It is predicted that certain volume of waste will continue to arise in the future.

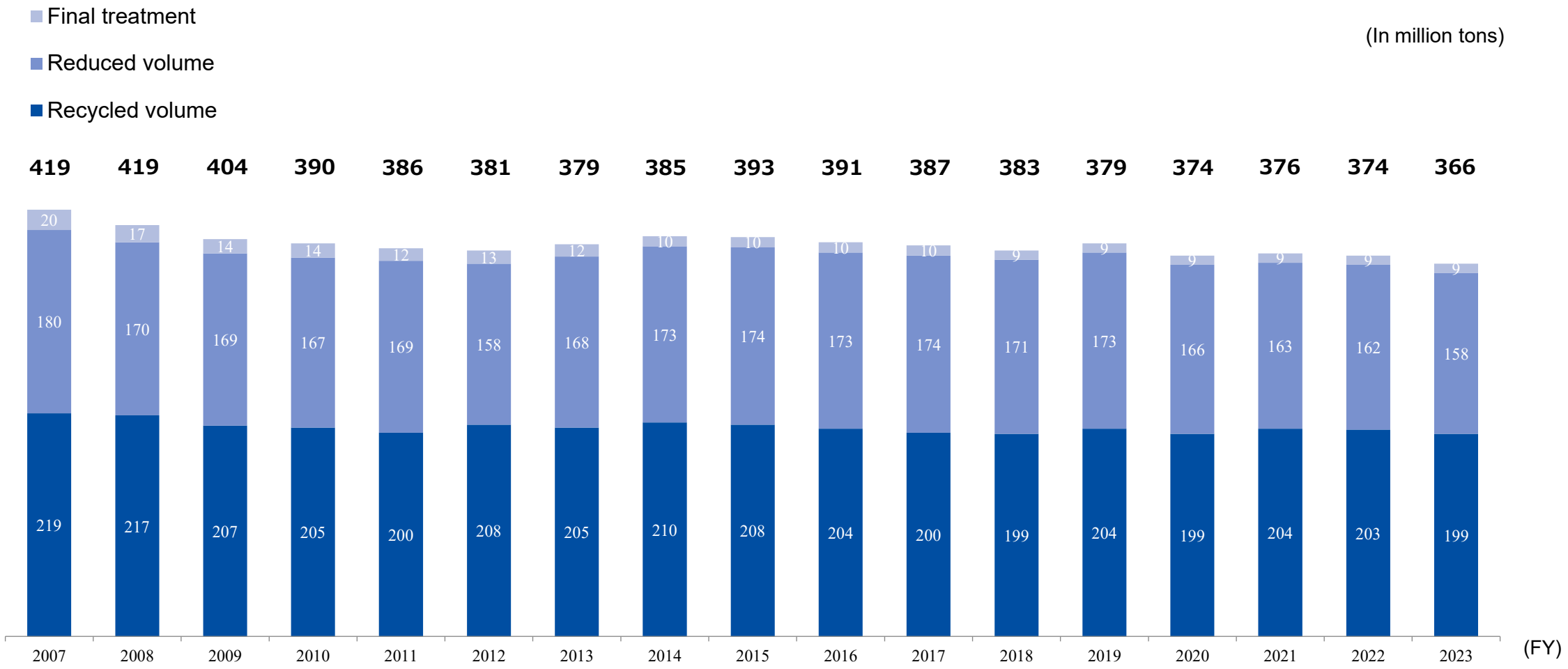

Source: "Industrial Waste Discharge and Treatment Status Research Report (Preliminary Figures for FY2023)", the Ministry of the Environment (Japanese only)

[6] – 3 Industrial Environment (Trends in Landfill Site)

- The Fundamental Plan for Establishing a Sound Material-Cycle Society sets a numerical target of **approximately 11 million tons** for the final treatment volume in FY2030.
- The final treatment of waste will inevitably occur in the future, and therefore landfill sites are indispensable to society.

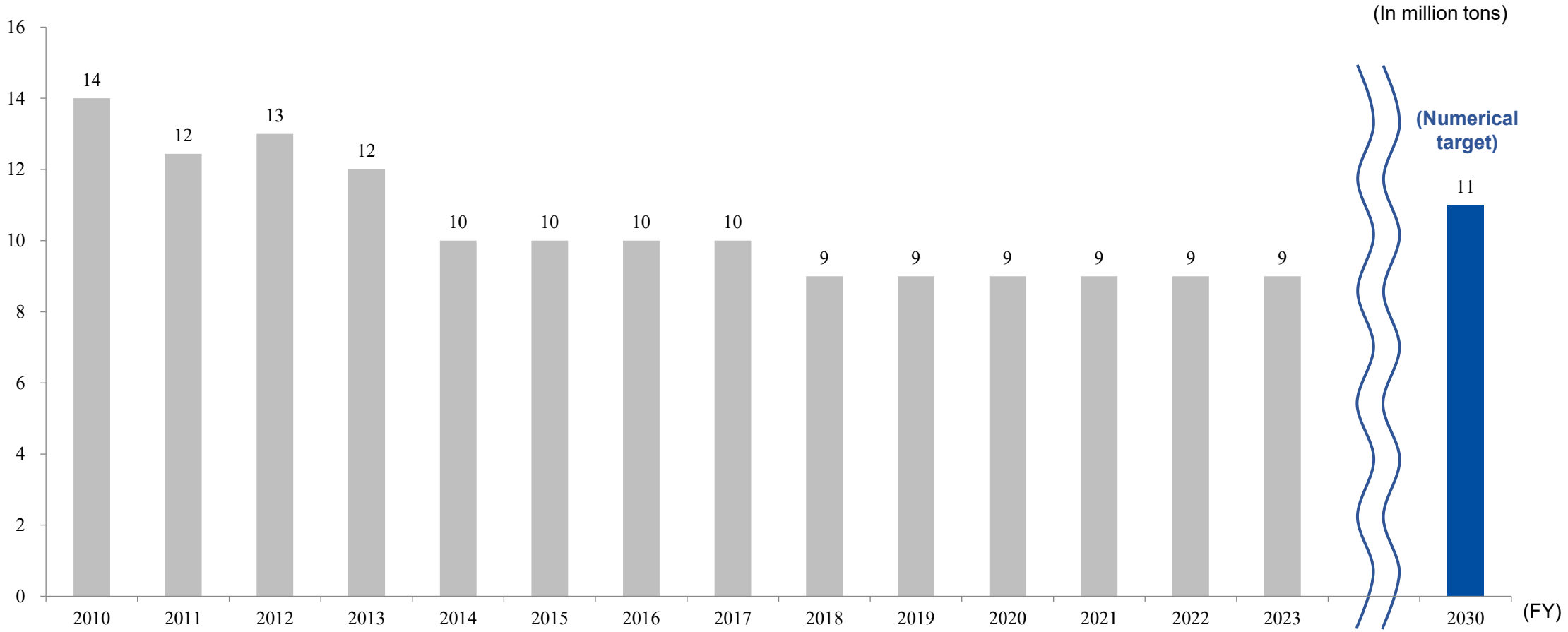

Source: "Industrial Waste Discharge and Treatment Status Research Report (Preliminary Figures for FY2023)" published by the Ministry of the Environment and "Fundamental Plan for Establishing a Sound Material-Cycle Society (August 2024)" published by the Ministry of the Environment (Japanese only)

[6] – 4 Industrial Environment
(Remaining Capacity and Remaining Years for Industrial Waste Landfill Sites)

- The remaining capacity of landfill sites is approx. 180.63 million m^3, up approximately 30.4 million m^3 (1.7%) from the previous fiscal year.
- As of April 1, 2023, nationwide there are **20.0 years** remaining for landfill sites, and **11.7 years** for the Tokyo metropolitan area.
- **1,551 landfill sites** have been approved nationwide.

1. Landfill site remaining capacity (as of April 1, 2023)

Landfill site	Remaining capacity (10,000 m^3)
Shielded landfill sites	2
Stable landfill sites	6,625
Controlled landfill sites	11,435
Total	18,063

Source: Ministry of the Environment, "Status of the Installation of Industrial Waste Treatment Facilities and Permitting for Industrial Waste Treatment Businesses, etc. (FY2022 Results)" (Japanese only)

2. Industrial waste landfill sites remaining capacity and remaining years (as of April 1, 2023)

Category	Landfill capacity (10,000 t)	Remaining capacity (10,000 m^3)	Remaining years (years)
Nationwide	902	18,063	20.0
Tokyo metropolitan area	161	1,874	11.7
Kinki area	137	2,491	18.2

1. The "Tokyo metropolitan area" refers to Ibaraki, Tochigi, Gunma, Saitama, Chiba, Tokyo, Kanagawa and Yamanashi prefectures.
2. The "Kinki area" refers to Mie, Shiga, Kyoto, Osaka, Hyogo, Nara and Wakayama prefectures.
3. Remaining years = Remaining capacity / landfill capacity (with a conversion rate of 1 t = 1 m^3).

[6] – 5 Industrial Environment (Circular Economy and 3R+Renewable)

Circular Economy

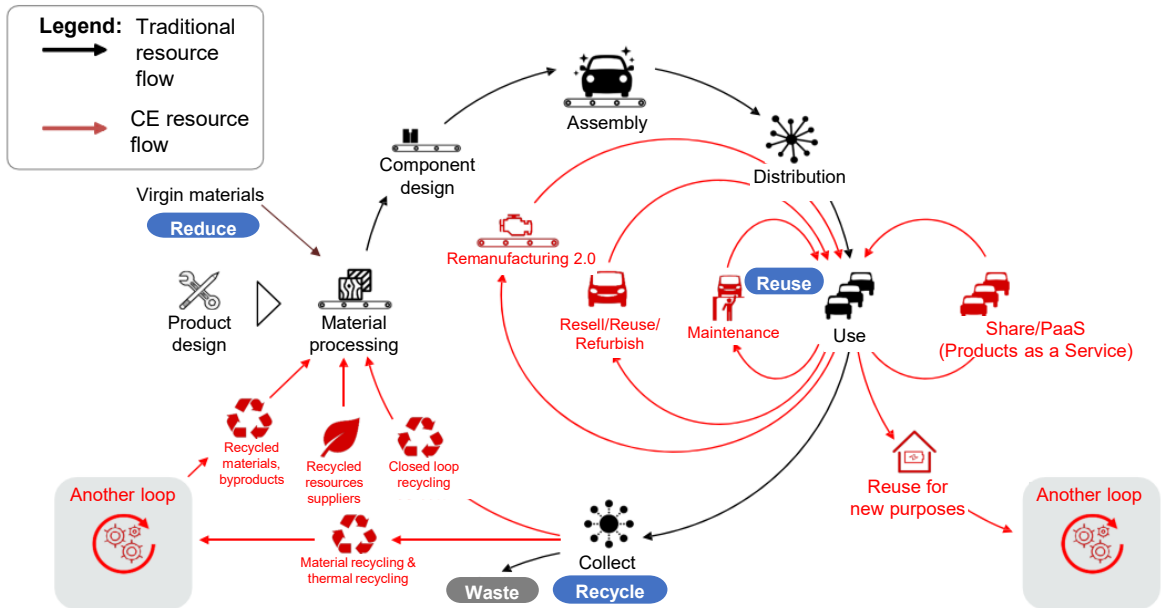

*Figure: Created by modifying "Current State of and Issues with Resource Circulation Policies" by the Ministry of Economy, Trade and Industry (Japanese only)

- Since the 1990s, 3R (Reduce, Reuse, Recycle) mechanisms and legal systems have been introduced worldwide.
- A circular economy means creating a recycling-oriented economy through business activities.

3 R + R e n e w a b l e

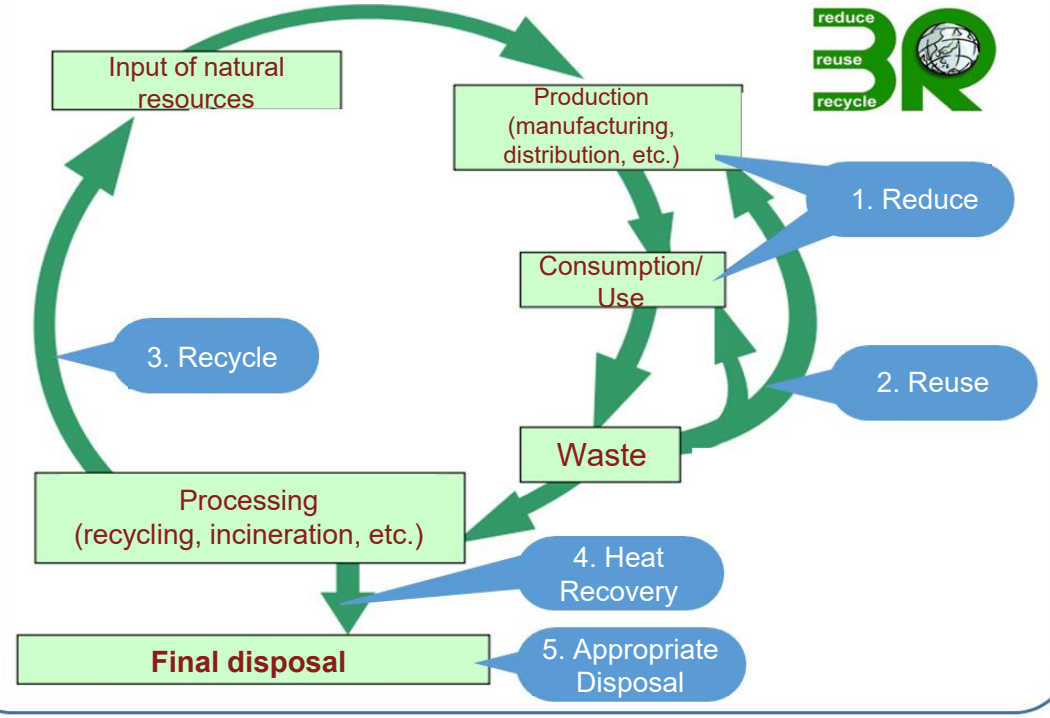

*Figure: Created by modifying reference materials from the Ministry of the Environment Central Environmental Council Subcommittee for the Promotion of a Recycling-Oriented Society (Japanese only)

- Articles 5 to 7 of The Basic Act on Establishing a Sound Material-Cycle Society (promulgated in June 2000) describe the basic principles of reduce, reuse, recycle, heat recovery, and appropriate disposal.
- "3R + Renewable" was listed as a basic principle in the Resource Circulation Strategy for Plastics in May 2019, and since then has been attracting attention.
- Similar to raw material processing industries, the importance of processing/recovery industries is shown.
- "Heat Recovery" and "Appropriate Disposal (Final Disposal)" are specified..

[6] – 6 Initiatives for Decarbonization
(Development of CCS Technologies at Waste Treatment Site)

- Through joint research with the Waseda University GeoLab (Professor Hideo Komine), we are working on CCS (CO_2 Capture and Storage) for incineration-derived CO_2 by using landfill sites and industrial byproducts (waste), and will contribute to achieving carbon neutral by 2050.

CCS Concept for Incineration-Derived CO_2 by Using Incineration Byproducts (Waste)

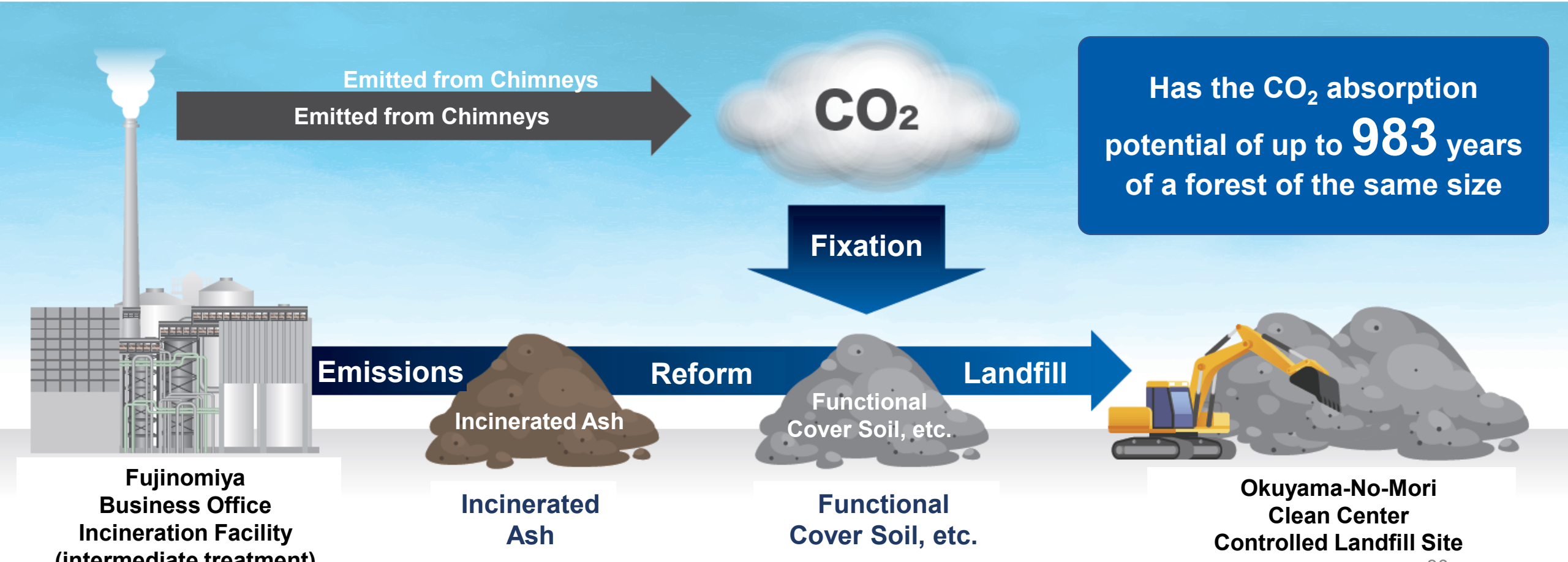

[6] – 7 Decarbonization Efforts (Microalgae Culturing CCU Technologies)

- This research aims to reduce the CO_2 emissions from incineration while ensuring economic efficiency by producing "fucoxanthin," a high value-added substance, by using CO_2 from incineration to cultivate microalgae.
- By collaborating with ALNUR Co., Ltd., which has strengths in continuous culture technologies for fucoxanthin-producing microalgae, we will accelerate our technological development for mass production and stable supply, create a fucoxanthin business, and reduce CO_2 emissions.

Image of a CCU Incinerator

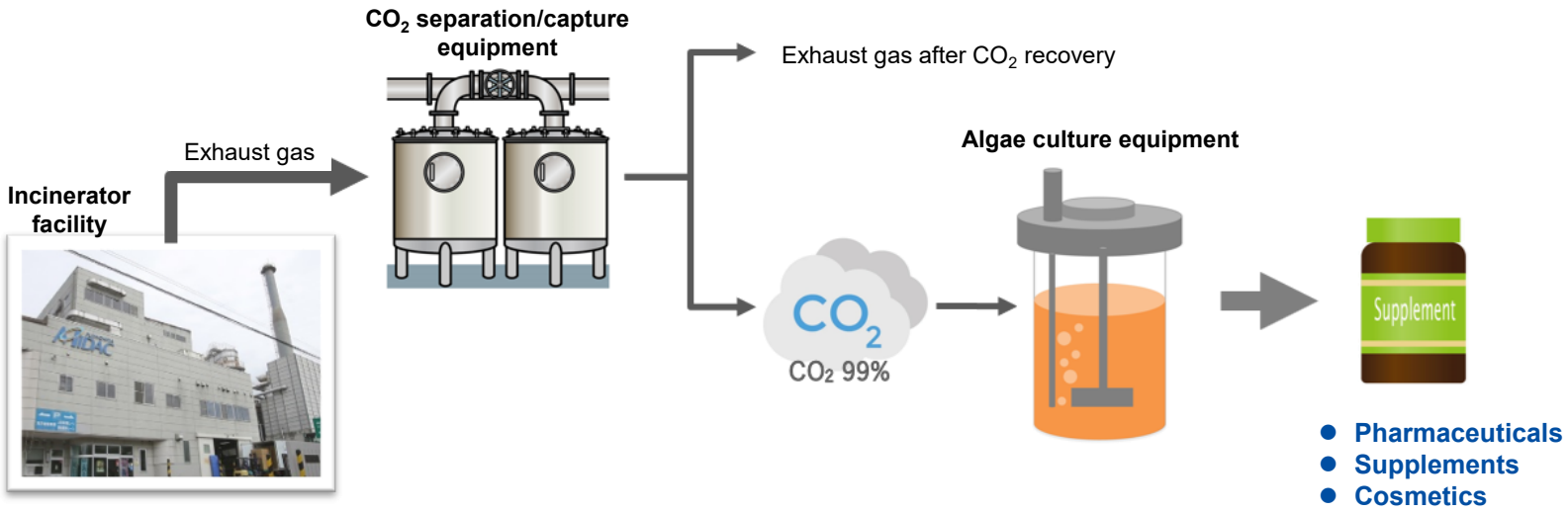

*Algae culturing is one of the technologies attracting attention as a method for fixing the CO_2 separated and recovered from the exhaust gases from factories, etc.



New laboratory at the MIDAC Fujinomiya Business Office



ALNUR R&D Center

[6] – 8 Decarbonization Efforts
(Yamanashi 4 per 1000 Initiative Certification System for Agricultural Products)

- For their climate change initiatives, IWAHARA ORCHARDS has received "Effort Certification" under Yamanishi Prefecture's certification system.
- IWAHARA ORCHARDS is promoting efforts to curb emissions of carbon dioxide, one of the greenhouse gases.
- In the future, IWAHARA ORCHARDS aims to gather data on the carbon that is sequestered in its soil and acquire “Achievement Certification.”

Yamanashi 4 per 1000 Initiative Certification System for Agricultural Products

This initiative is based on the idea that is the amount of carbon sequestered in the world's surface soil can be annually increased by 4 parts per mil,* then the increase in atmospheric carbon dioxide due to human economic activities can be reduced to virtually zero.

*4 parts per mil (‰) = 0.4%

	Certification Category	Specific Initiatives for Certification
Effort	**[Plan Certification]** Sets targets for specific actions to be taken, and certifies plans that are expected to reliably sequester carbon in the soil	1. Increasing ground cover, such as by cultivating grass 2. Burying materials containing organic matter, such as compost and soil conditioners 3. Utilizing crop residues, such as pruned branches generated in production fields 4. Burying biochar produced from pruned branches, etc. 5. Other initiatives that are expected to sequester carbon
Achievement	**[Actual Certification]** Certification based on the results of carbon that is sequestered in soil	



[6] – 9 Performance Trends

(In million yen)

	FY2021	FY2022	YoY change	FY2023	YoY change	FY2024	YoY change	FY2025	YoY change
Net sales	5,701	6,381	+11.9%	7,771	+21.8%	9,547	+22.8%	10,905	+14.2%
Operating income	1,883	2,264	+20.2%	2,755	+21.7%	3,538	+28.4%	4,534	+28.1%
Operating margin	33.0%	35.5%	+2.4pt	35.5%	0.0pt	37.1%	+1.6pt	41.6%	+4.5pt
Ordinary profit	1,848	2,188	+18.4%	2,692	+23.0%	3,377	+25.5%	4,450	+31.8%
Ordinary profit margin	32.4%	34.3%	+1.9pt	34.6%	+0.3pt	35.4%	+0.7pt	40.8%	+5.4pt
Net income	1,018	1,284	+26.1%	1,685	+31.2%	1,907	+13.1%	2,862	+50.1%
Capital investment	2,129	4,175	+96.1%	1,501	-64.0%	2,457	+63.6%	3,480	+41.6%
Depreciation and goodwill amortization	629	668	+6.1%	805	+20.4%	929	+15.4%	979	+5.4%
EBITDA	2,513	2,933	+16.7%	3,560	+21.4%	4,467	+25.5%	5,513	+23.4%
ROE	20.6%	17.1%	-3.5pt	16.4%	-0.6pt	16.1%	-0.3pt	20.3%	+4.2pt

Handling of Information Provided in This Document

- This document is intended to provide information and not intended for the purpose of soliciting specific products (e.g. our company's shares) or investments or for sales purposes.
- Any opinion, outlook, or forecast stated in this document was prepared by our company while creating this document. In using this document, please keep in mind that the future performance of our company may differ from our company's current performance forecast.
- While every effort has been made to ensure the accuracy and completeness of the information provided in this document, we do not guarantee the accuracy or completeness of such information. Please also understand that the information may be modified or removed without prior notice.
- This document is provided on the assumption that investors use it for any purpose at their own discretion and responsibility, and our company assumes no responsibility whatsoever.
- This document has been translated from the Japanese original for reference purposes only. In the event of any discrepancy between this translated document and the Japanese original, the original shall prevail.

Management Principles

In order to beautifully pass on to the next generation the irreplaceable Earth where water, earth, air and people all flourish together, the Midac Group will pursue Earth friendly waste treatment while being aware of its social responsibility as an environmental creation group that plays a leading role in this front.

MIDAC HOLDINGS CO., LTD.