This document has been translated from a part of the Japanese original for reference purposes only. In the event of any discrepancy between this translated document and the Japanese original, the original shall prevail. The Company assumes no responsibility for this translation or for direct, indirect or any other forms of damages arising from the translation.

CTI Engineering Co., Ltd.

July 4, 2025

Notice Concerning Partial Amendment to the 62nd Term(2024) Financial Results

We hereby announce that there is a matter to be corrected in a part of the content of the" 62nd Term(2024) Financial Results (Including Supplementary Data)" announced on February 14, 2025, as shown in the attachment.

1. Reason for the Amendment

After the submission of the"62nd Term(2024) Financial Results (Including Supplementary Data)," it was discovered that cash and cash equivalents in the Consolidated Cash Flow Statement included time deposits with a deposit period of more than three months, which should not be included in the amount.

2. Details of the Amendments

Please refer to the attachment.

The attachment sheet

The corrections are underlined in red.

Before amendment

Balance Sheet／Cash Flow（Consolidated）

Balance Sheet

・Assets increased JPY 7.8 billion due to an increase in accounts receivable(＋JPY 6.2 billion), goodwill(＋JPY 2.6 billion), etc.
・Liabilities increased JPY 1.2 billion due to an increase in contract liabilities(＋JPY 0.3 billion), etc.
・Net worth ratio 70.1%（＋1.4pt）

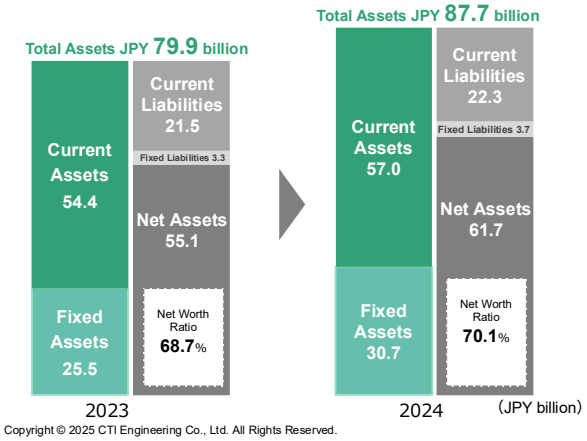

Cash Flow

・Cash & cash equivalents closing balance decreased JPY 4.1 billion.

	FY2023	FY2024	Major factor in FY2024
Operating CF	0.8	2.4	Net income +9.4, Accounts receivable -4.8
Investment CF	-0.9	-4.8	M&A investment -3.3
Financial CF	-3.2	-2.1	Dividend payments -2.0

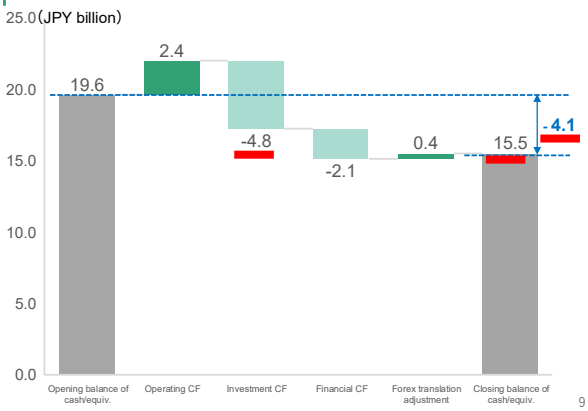

Copyright © 2025 CTI Engineering Co., Ltd. All Rights Reserved.

After amendment

Balance Sheet／Cash Flow（Consolidated）

Balance Sheet

・Assets increased JPY 7.8 billion due to an increase in accounts receivable(＋JPY 6.2 billion), goodwill(＋JPY 2.6 billion), etc.
・Liabilities increased JPY 1.2 billion due to an increase in contract liabilities(＋JPY 0.3 billion), etc.
・Net worth ratio 70.1%（＋1.4pt）

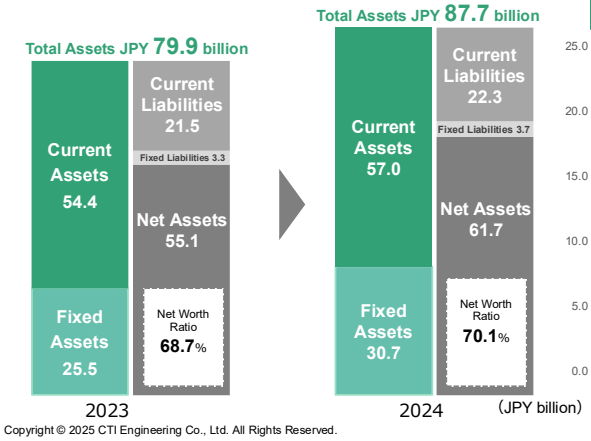

Cash Flow

・Cash & cash equivalents closing balance decreased JPY 4.9 billion.

	FY2023	FY2024	Major factor in FY2024
Operating CF	0.8	2.4	Net income +9.4, Accounts receivable -4.8
Investment CF	-0.9	-5.6	M&A investment -4.1
Financial CF	-3.2	-2.1	Dividend payments -2.0

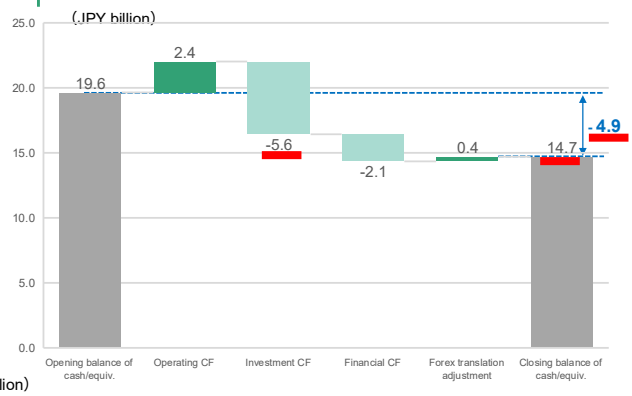

Copyright © 2025 CTI Engineering Co., Ltd. All Rights Reserved.