Asteria

Connecting the World with Software

FY2025 Q3 Financial Results
for the Fiscal Year Ending March 2026

Asteria Corporation
(TSE Prime Market: 3853)

February 13, 2026

JPX PRIME TOKYO

(C)2026 Asteria Corporation

Asteria Corporation

(As of December 31, 2025)

Enterprise software manufacturer

- ✦Founded September 1998
- ✦Focus
  - ✓No Code Software
  - ✓AI/IoT Software
  - ✓Robot Dev Support Software

- ✦Stock Listed TSE Prime (**3853**)
- ✦Capital JPY 2,275.34 million
- ✦Employees 143 (Consolidated)
- ✦Domestic Branches Tokyo, Osaka, Nagoya, Kumamoto, Karuizawa
- ✦Overseas Branches USA, China, Singapore

Leading no-code, blockchain and Generative AI in the software industry



Launched in 2022 with Cybozu and others

No Code Promotion Association (NCPA)

No Code Promotion Association

Blockchain Collaborative Consortium (BCCC)



Japan's largest blockchain association

BCCC

Generative AI Society (GAIS)



Cenral role in AI industry groups

(C)2026 Asteria Corporation

Asteria

Changes Since 2007 Listing

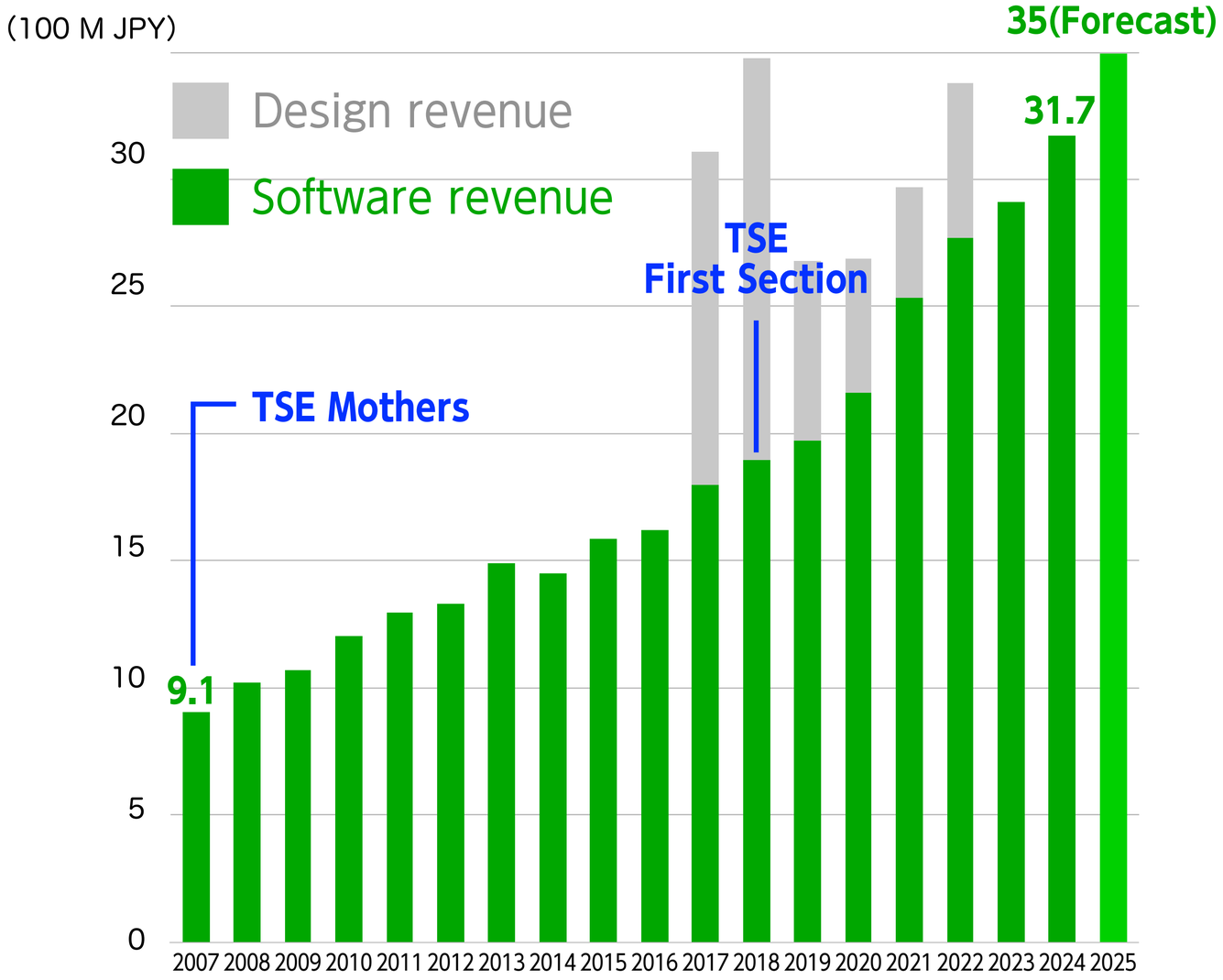

Software revenue surpassed

3B JPY

(no contract development)

✦ Business structure reform complete

- ✓ FY2023: Sold design business
- ✓ FY2024: Sold US-listed stocks

(C)2026 Asteria Corporation

Asteria

Asteria Corporation

a global-minded, enterprise

Software Manufuacturer

no contract development

➡ **high gross profit margin**

(C)2026 Asteria Corporation

Flagship Product: “ASTERIA Warp” - Data Integration Platform Driving AI Adoption

✦The data integration standard

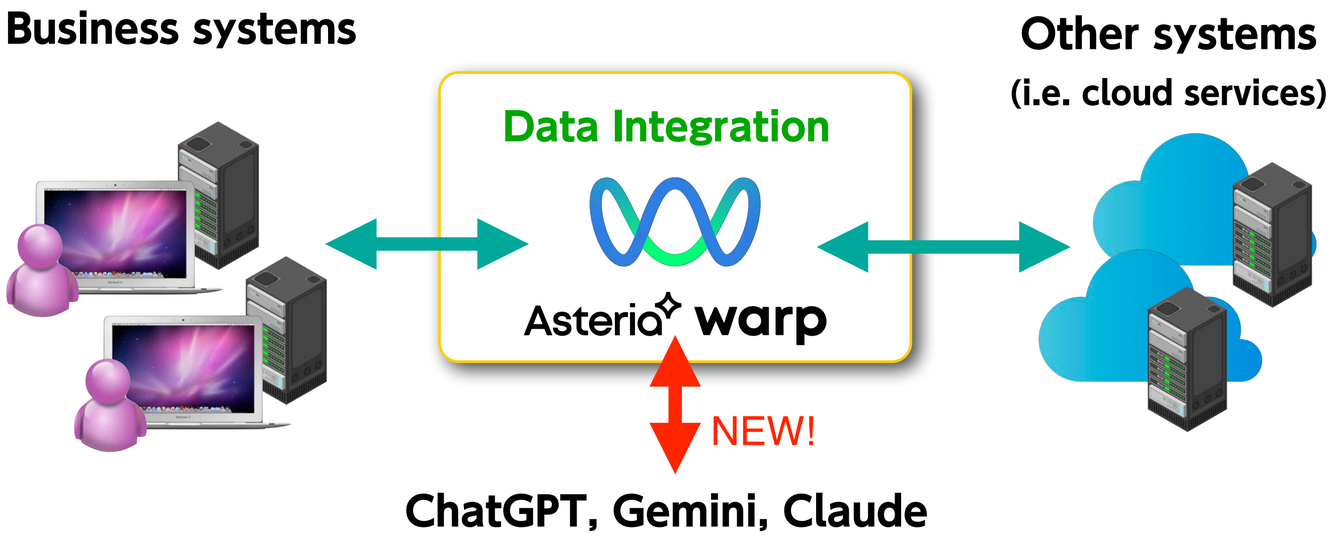

The no-code data integrator used by over 10,000 companies

✦#1 market share for 19 years

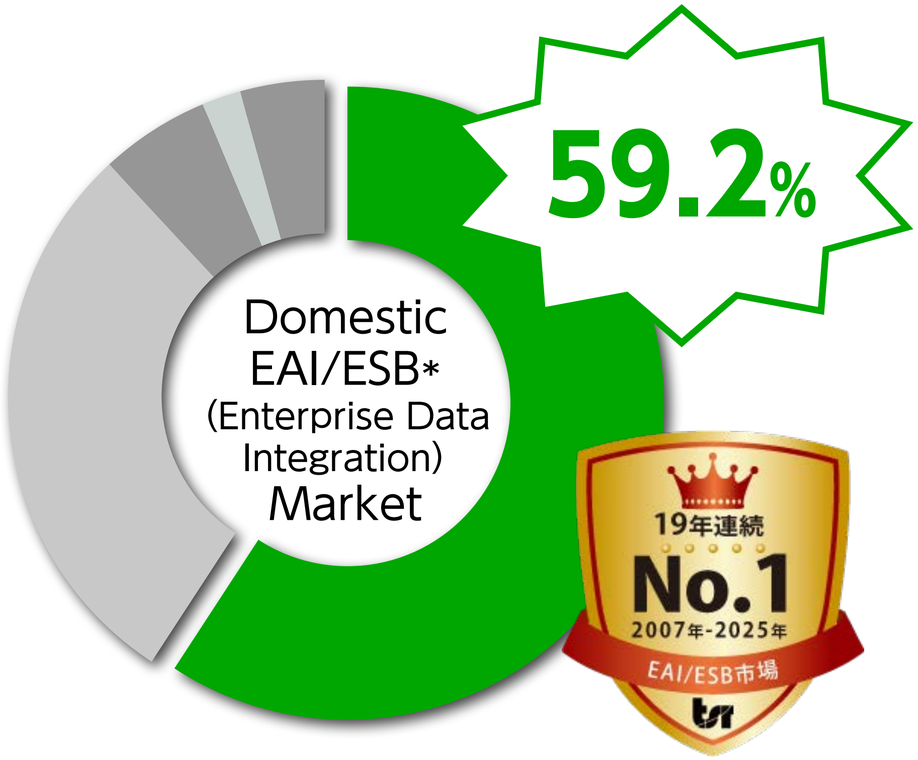

Source: Techno Systems Research Co.
“Overview of software marketing in 2025 -- the EAI/ESB market edition”

(C) 2026 Asteria Corporation

Asteria

Connecting the World with Software

Q3 Financial Summary

for the Fiscal Year Ending March 2026

based on International Financial Reporting Standards (IFRS)

JPX PRIME TOKYO

(C)2026 Asteria Corporation

Summary: Revenue Up, Surge in Profit

Revenue (Increase)

2.46B JPY

5.4% UP (YoY)

100% from software business

Operating Profit/Ratio (Increase)

940M JPY

170.9% UP (YoY)

Adjusted EBITDA: **750M JPY**

Operating income + depreciation and amortization ± other adjustments
(including unrealized gains or losses related to investment activities)

Quarterly Profit/Share (EPS)

attributable to owners of parent

44.6 JPY

226.4% UP (YoY)

Previous year: **13.7 JPY**

Gross Profit Ratio

88.0%

Recurring Revenue Ratio

78%

PBR (Price-to-Book Ratio)

2.20

(C) 2026 Asteria Corporation

Asteria

Revenue Up, Profits Surge

(M JPY)

Revenue

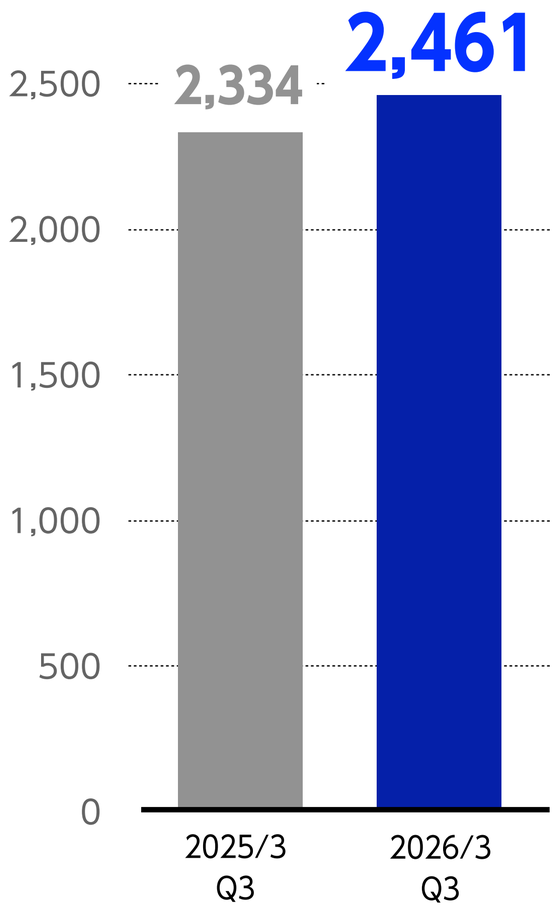

Gross Profit

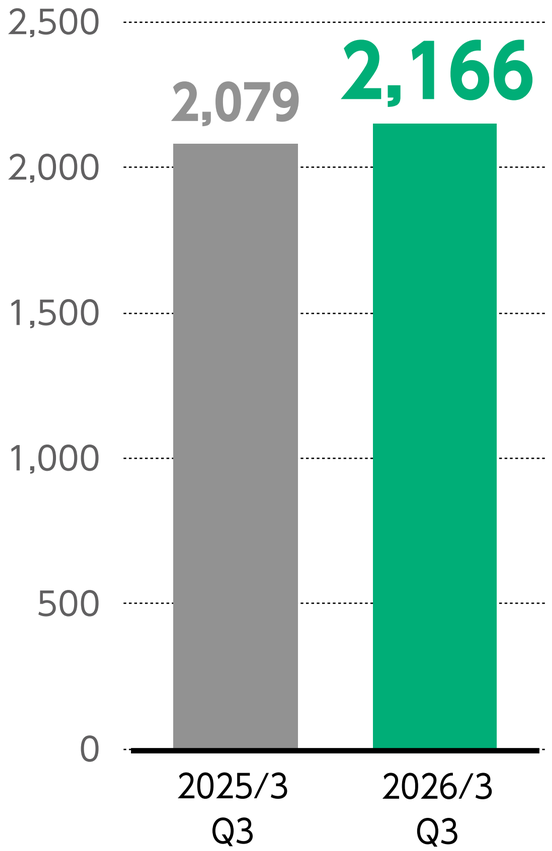

Operating Profit

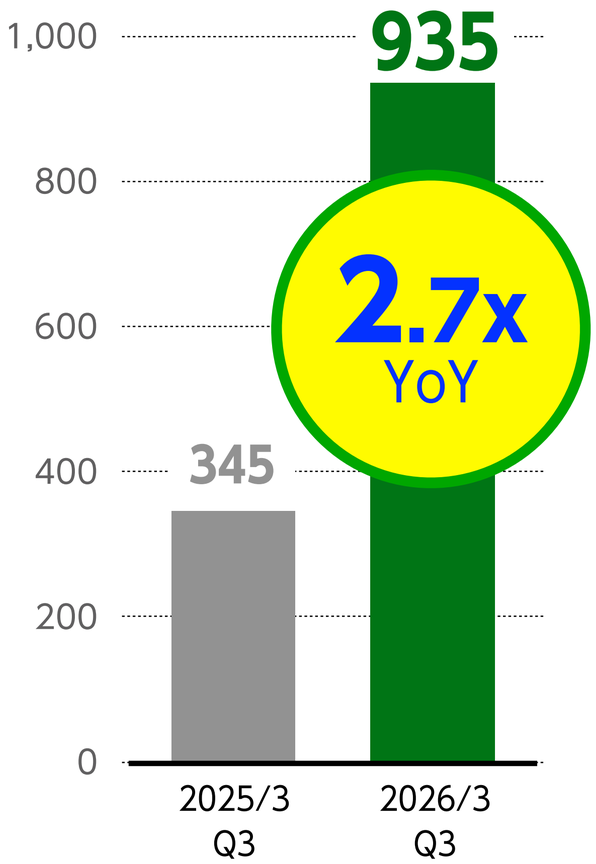

Quarterly Profit

attributable to owners of parent

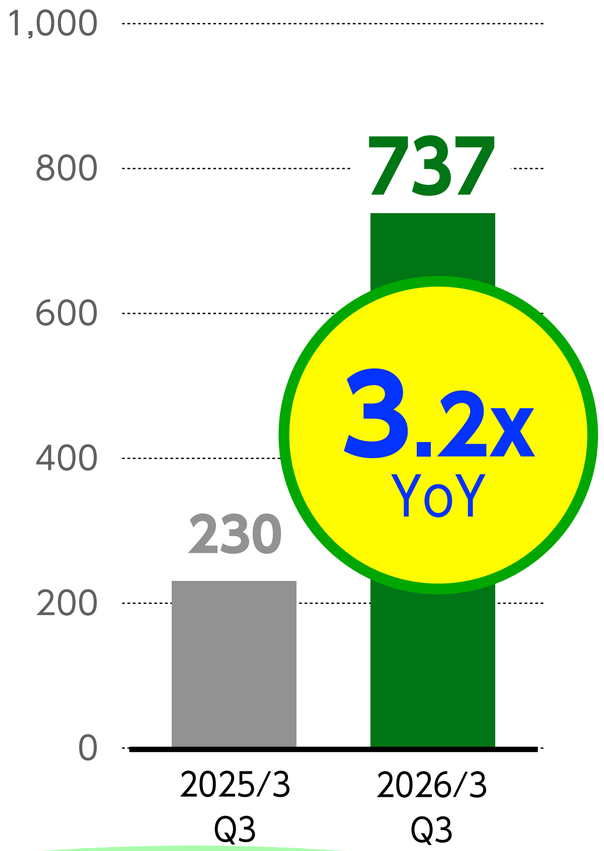

(C) 2026 Asteria Corporation

Bridge: Consolidated Revenue & Operating Profit

(M JPY)

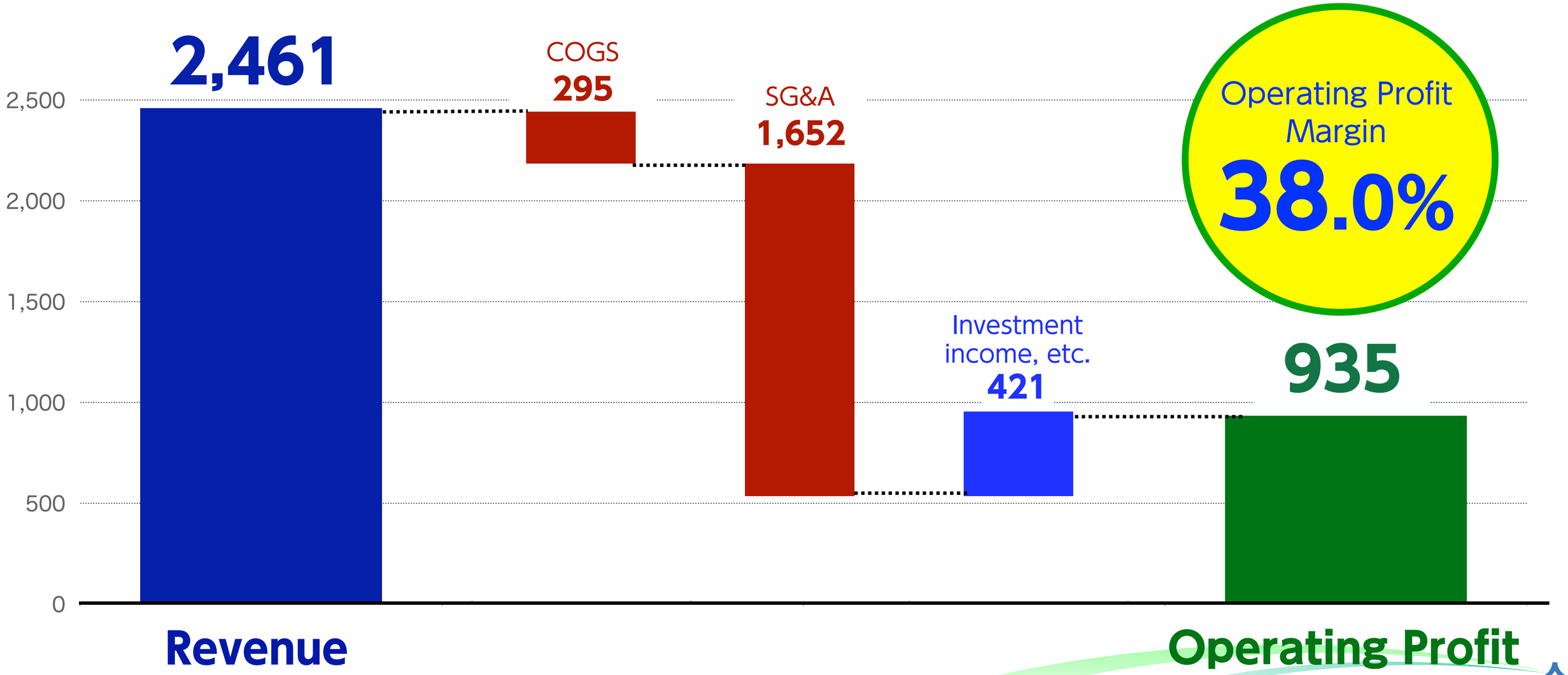

(C) 2026 Asteria Corporation

Bridge: Consolidated Operating Profit / Pre-Tax Profit / Net Profit

(M JPY)

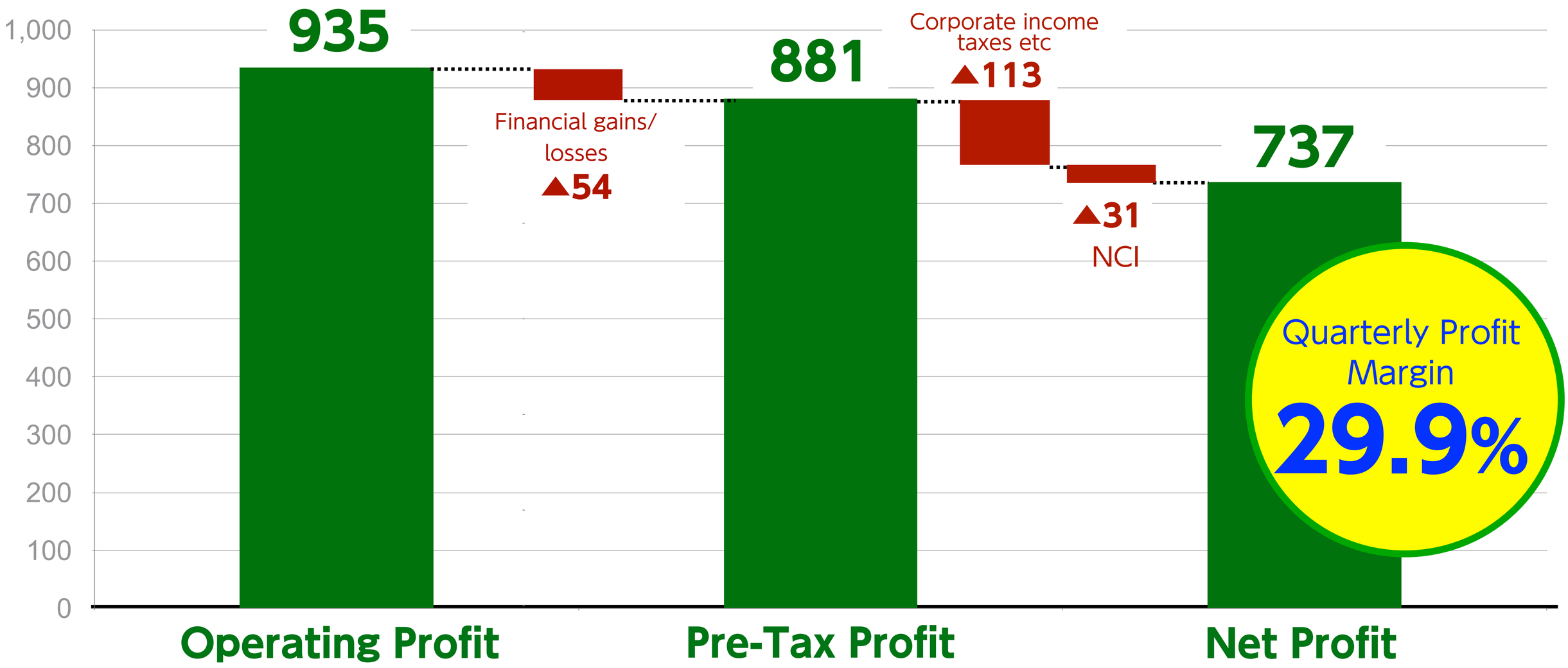

(C) 2026 Asteria Corporation

SG&A Trends & Breakdown (YoY)

(M JPY)

✦ Stable SG&A expense composition (increase in outsourcing expenses due to MikoSea M&A)

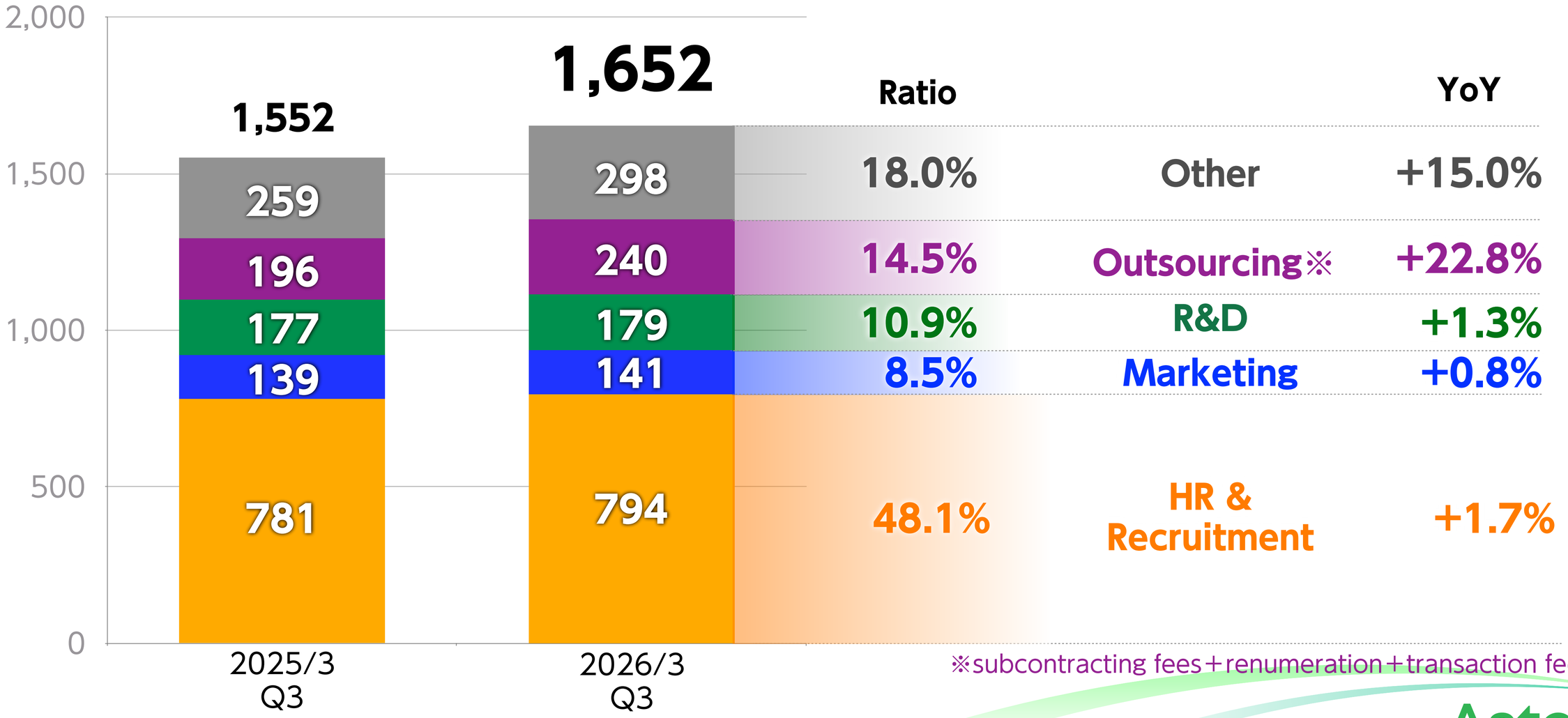

	Ratio		YoY
Other	18.0%	Other	+15.0%
Outsourcing※	14.5%	Outsourcing※	+22.8%
R&D	10.9%	R&D	+1.3%
Marketing	8.5%	Marketing	+0.8%
HR & Recruitment	48.1%	HR & Recruitment	+1.7%

※subcontracting fees＋renumeration＋transaction fees

(C) 2026 Asteria Corporation

Financial Statement (As of December 31, 2025)

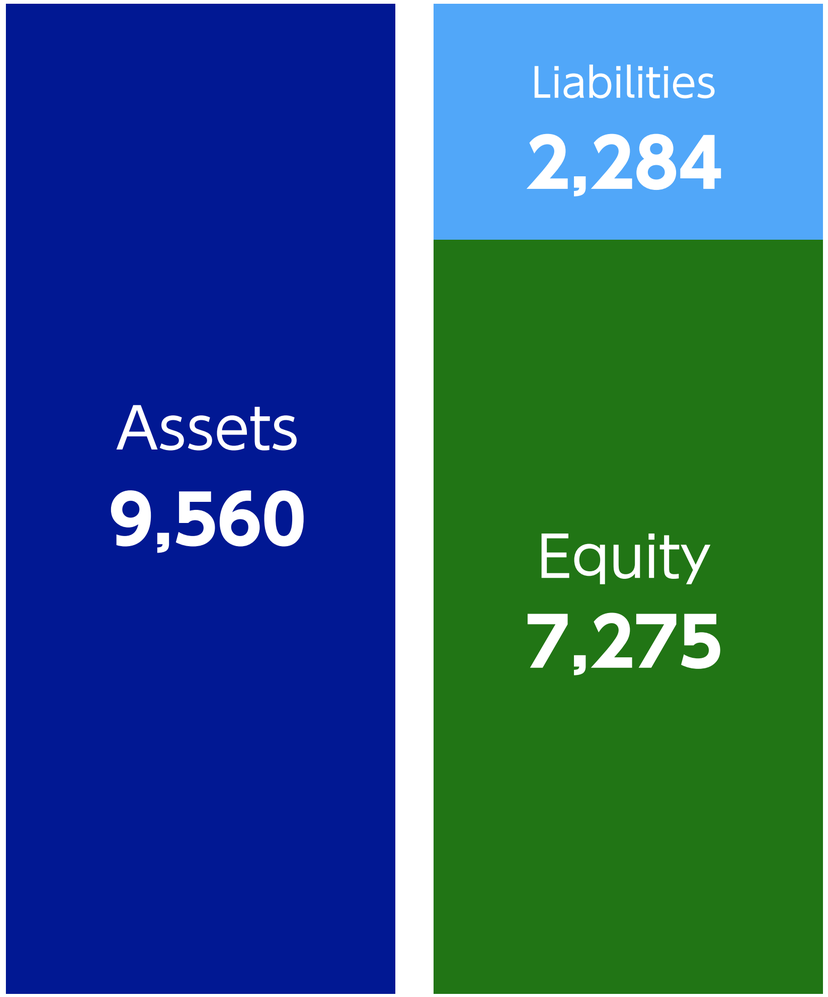

(M JPY)

Cash & Deposits
2.8B JPY

Equity Ratio
76%

PBR
2.2

- ✓ Extremely sound financial condition
- ✓ Cash & deposits invested into M&A and new R&D
- ✓ Meets TSE PBR requirement (1.0+) and indicator of “management that is conscious of cost of capital and stock price”

(C) 2026 Asteria Corporation

Asteria (3853) Q3 Summary

- **Revenue & profits up due to strong software performance and SpaceX etc. valuation gains**
- **Advanced stablecoin business with additional investment in JPYC (capital & business alliance)**
- **Enhanced Warp & Platio AI capabilities, already delivering Physical AI products**

(C)2026 Asteria Corporation

Asteria (3853) Q3 Summary

- **Revenue & profits up due to strong software performance and valuation gains in SpaceX, etc.**
- **Advanced stablecoin business with additional investment in JPYC (capital & business alliance)**
- **Enhanced Warp & Platio AI capabilities, already delivering Physical AI products**

(C)2026 Asteria Corporation

FY2025 Q3
Financial Results

IR Contact: +81-3-5718-1655

Subscribe to
IR news via LINE

This presentation contains forward-looking statements based on information currently available to the company. These involve risks, uncertainties and other factors that may cause actual results to differ materially from those expressed or implied in any forward-looking statements.

(Securities Code: 3853)

(C)2026 Asteria Corporation