Asteria

Connecting the World with Software

FY2025 Financial Results
for the Fiscal Year Ending March 2026

Asteria Corporation
(TSE Prime Market: 3853)

May 14, 2026

3853

JPX PRIME TOKYO

(C)2026 Asteria Corporation

Asteria Corporation

Enterprise software product company

"Connecting Expert"



- ✦Stock Listed　TSE Prime (**3853**)
- ✦Employees　**145 (Consolidated)**※
- ✦Capital　JPY 2,275.34 million
- ✦Market Cap　JPY 24.6 billion

※as of March 31, 2026

★Japan
★China
★USA
★Singapore

Played a central role in establishing and leading multiple innovative technology industry associations







(C) 2026 Asteria Corporation

Key Terms for Understanding Asteria

Connect

Products designed for connectivity

Advanced Technology

Stablecoin
Physical AI

Maker

No contract development

Attracting and developing expert talent in the AI era

Well-Being Management

(C) 2026 Asteria Corporation

Asteria

Software Business Revenue Trends

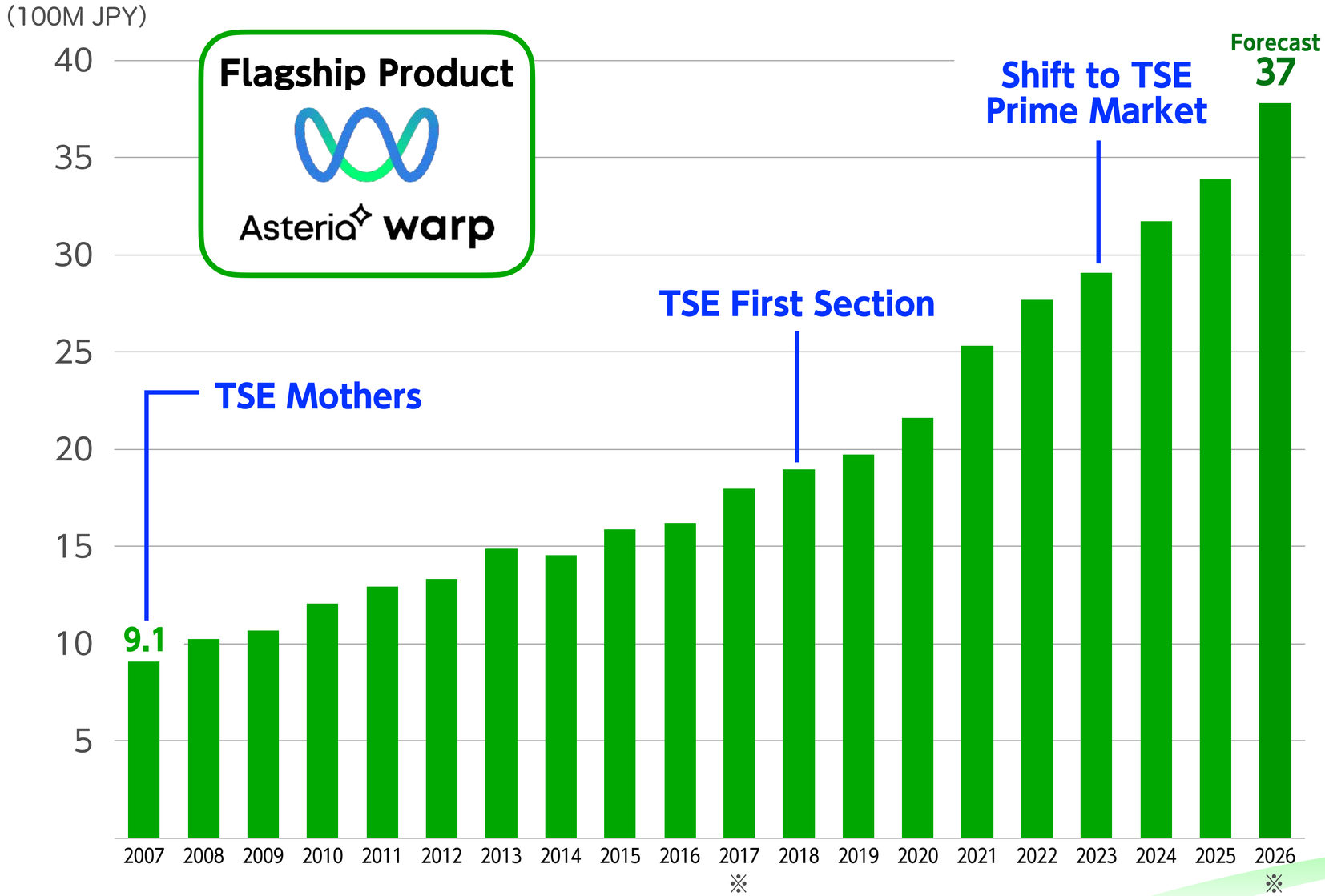

In-house software product company

(no contract or custom development)

surpassed

3B JPY

※ FY2026 forecast

※ The UK design business subsidiary had been consolidated from FY2017-2022 and was sold in FY2022. There was separate revenue from the design business in that fiscal year, but is not included in software business revenue figures.

(C) 2026 Asteria Corporation

Asteria

No-Code Software That “Connects”

No.1 in customer satisfaction



No.1 in the Business Efficiency & Internal Development Support Software/Services Category of the Nikkei Computer Customer Satisfaction Survey 2025–2026 (September 4, 2025 Issue)

Asteria warp

The data integration standard adopted by 10K+ companies

Platio

Business app creation with no-code and AI

Handbook Handbook® X

Info organization for the age of autonomous decentralized collaboration

NEW

JPYC Gateway JPYC Explorer

Supporting business use of stablecoins

Gravio AIoT Suite

No-code data integration of physical AI

Artefacts

Robot development and simulation

NEW

Click

No-code app development

(C)2026 Asteria Corporation

Asteria

Asteria

Connecting the World with Software

Financial Summary

for the Fiscal Year Ending March 2026

based on International Financial Reporting Standards (IFRS)

3853

JPX PRIME TOKYO

(C)2026 Asteria Corporation

Summary: Revenue Up & Surge in Profits

Revenue (Increase)

3.39B JPY

6.9% UP (YoY)

Software business: **100%**

Operating Profit

1.02B JPY

31.2% UP (YoY)

Adjusted EBITDA: **890M JPY**

※not affected by investment valuation gains or losses

Operating Profit Margin

30.2%

Previous period: 24.6%

Net Profit

830M JPY

42.1% UP (YoY)

Net Profit/Share (EPS) attributable to owners of parent

48.1 JPY

37.4% UP (YoY)

Investment Business valuation gains and losses

Mainly SPACEX

420M JPY

819.1% UP (YoY)

(C) 2026 Asteria Corporation

Asteria

Revenue and Profits Up

(M JPY)

Revenue

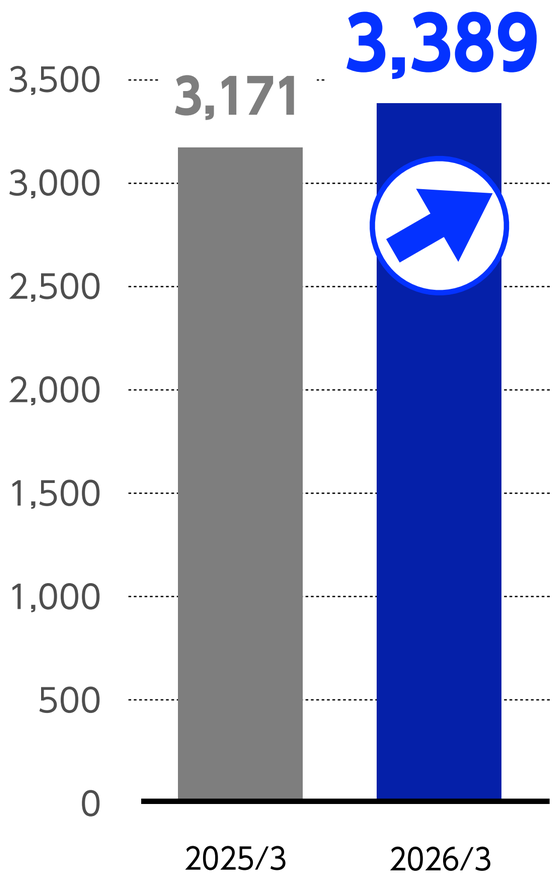

Gross Profit

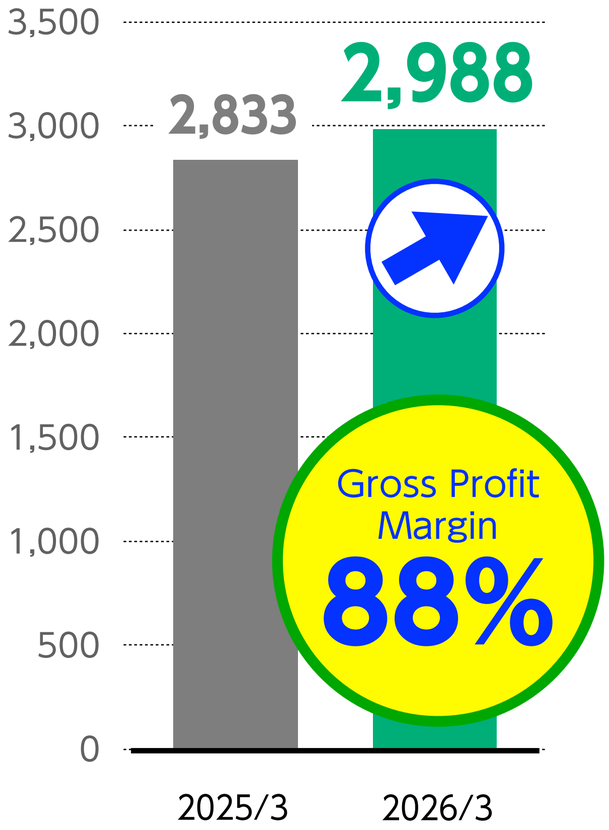

Operating Profit

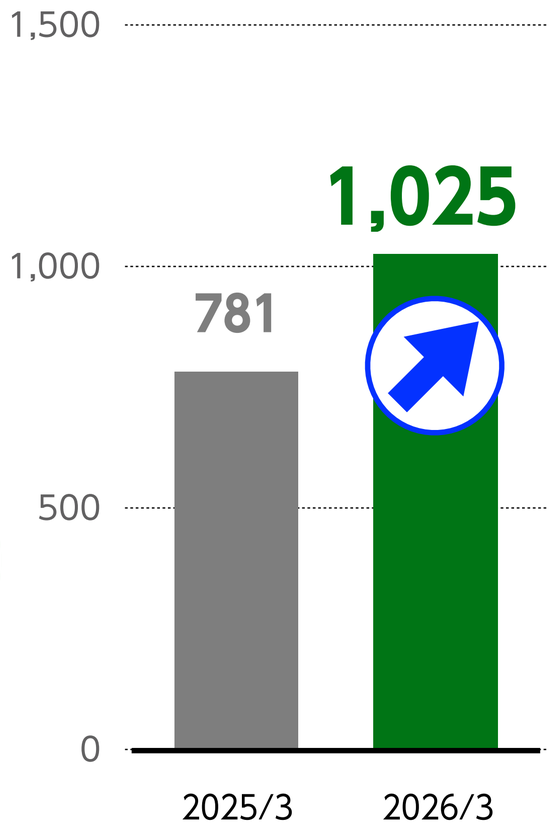

Net Profit

attributable to owners of parent

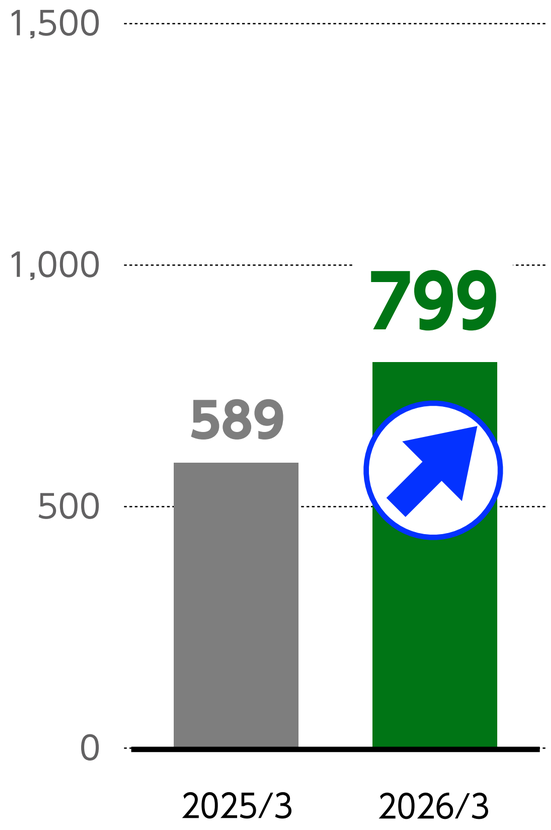

(C) 2026 Asteria Corporation

Results vs Forecast

(M JPY)

Revenue

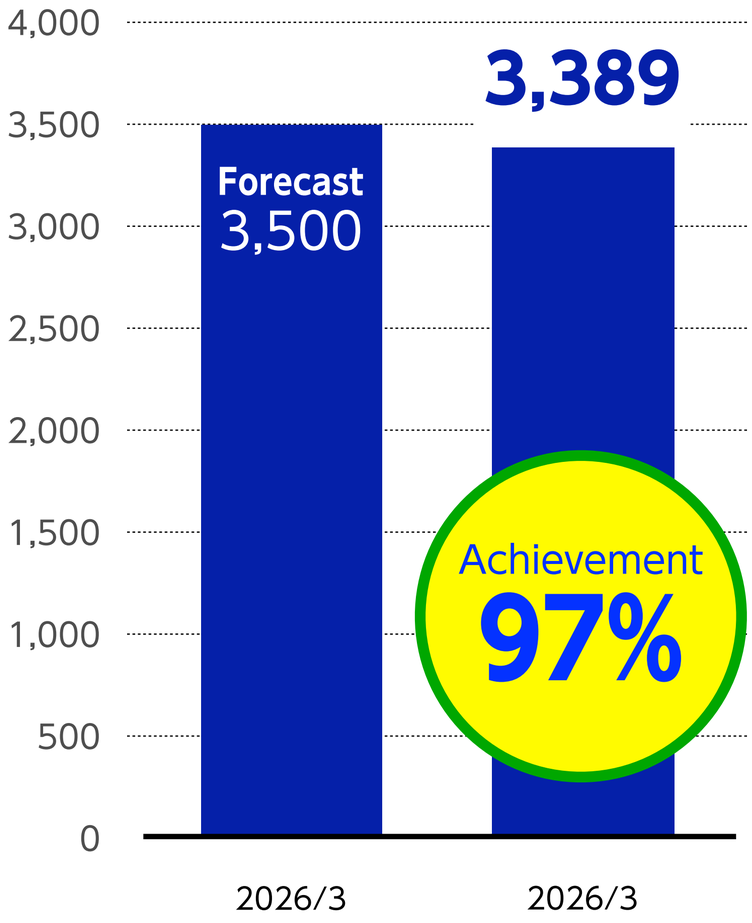

Operating Profit

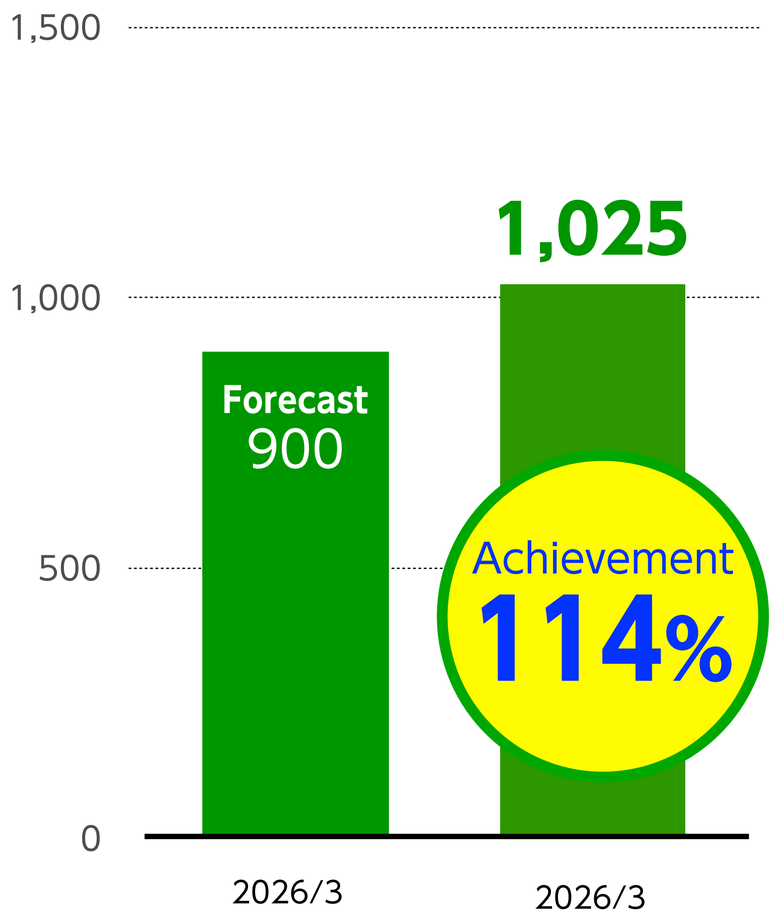

Net Profit

attributable to owners of parent

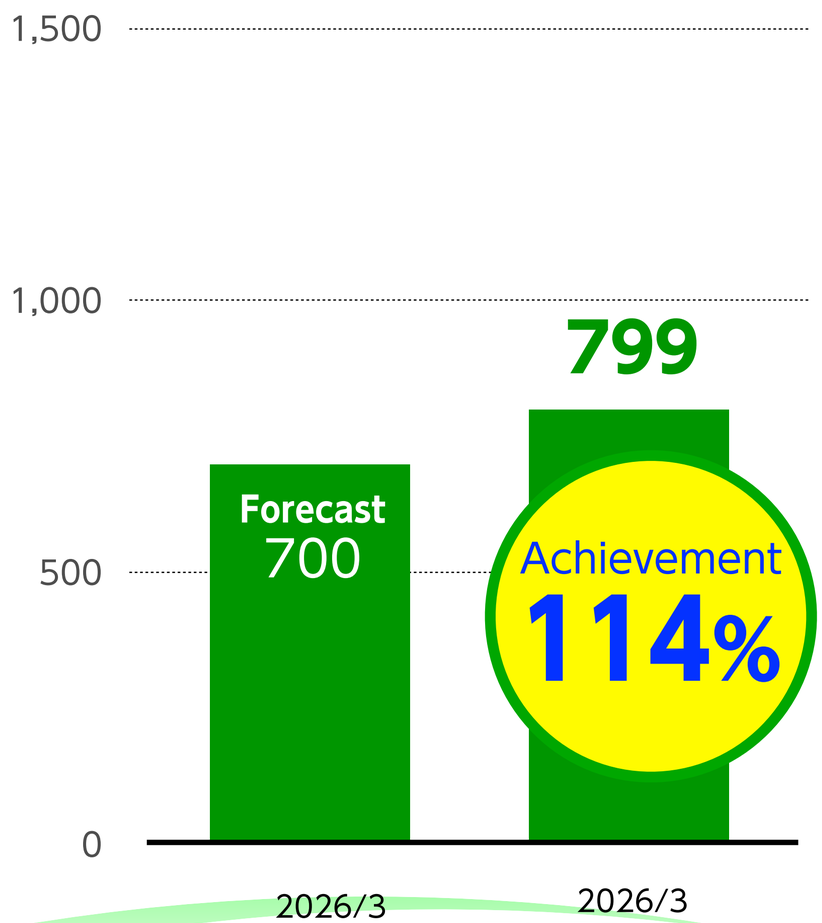

(C) 2026 Asteria Corporation

Subscription Growth, Continued Shift to Recurring Revenue Models

(M JPY)

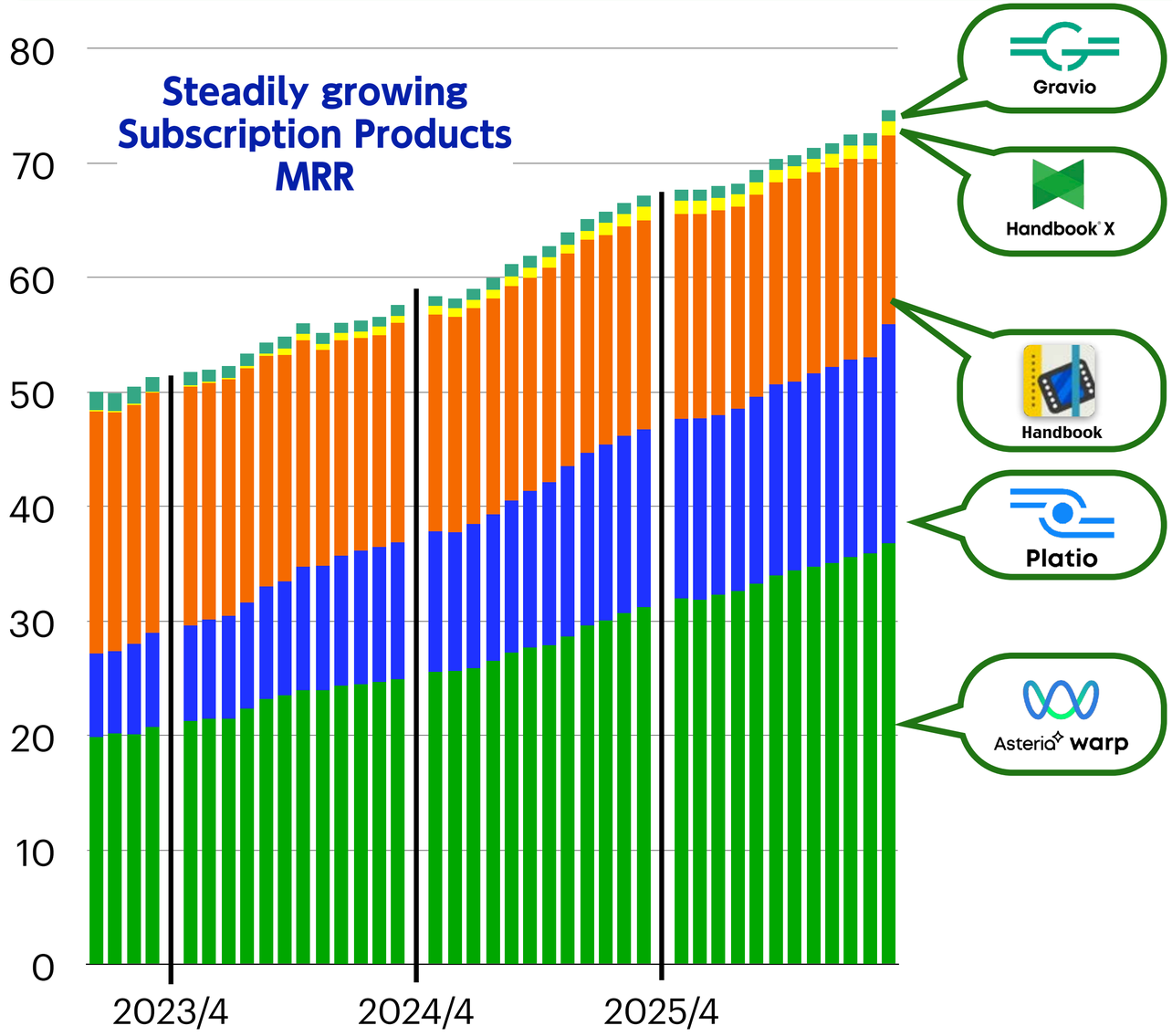

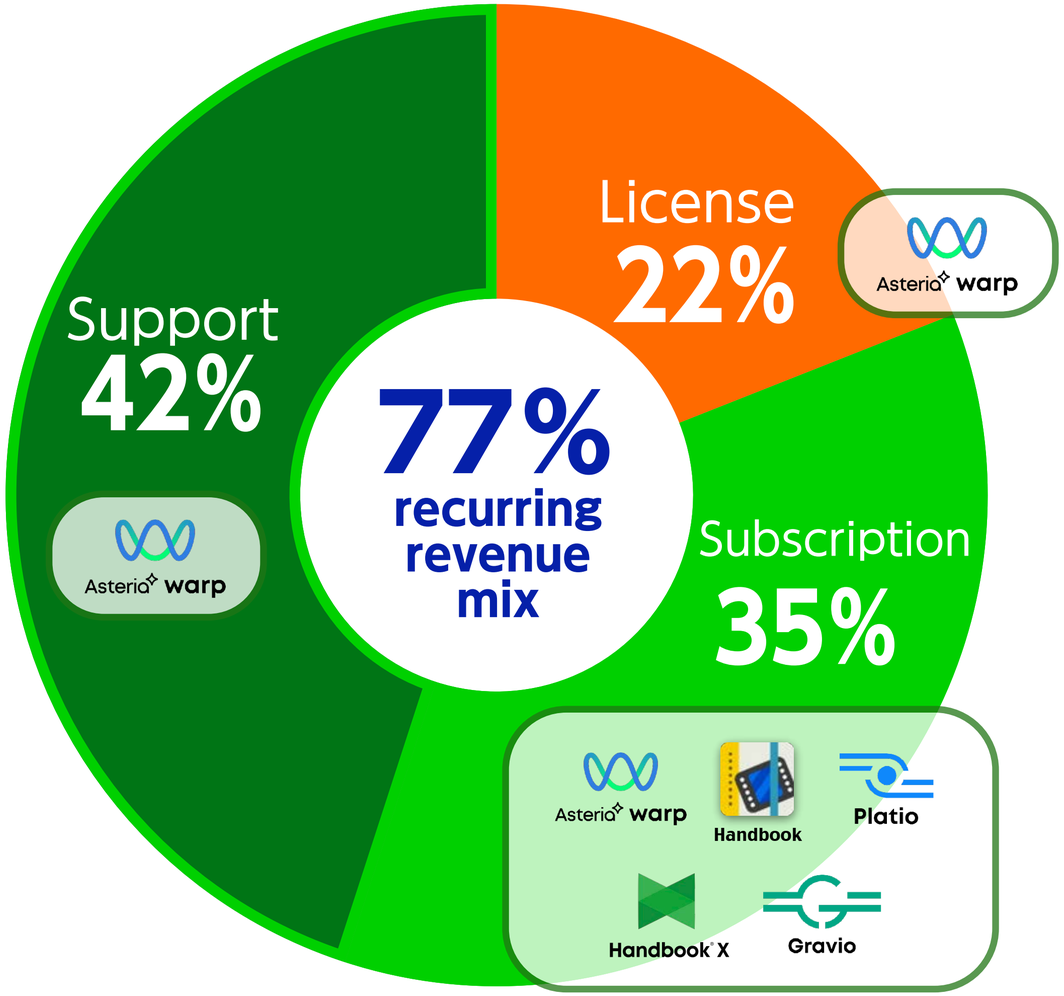

※Other: 1% (Consulting, etc.)

(C) 2026 Asteria Corporation

Bridge: Consolidated Revenue & Operating Profit

(M JPY)

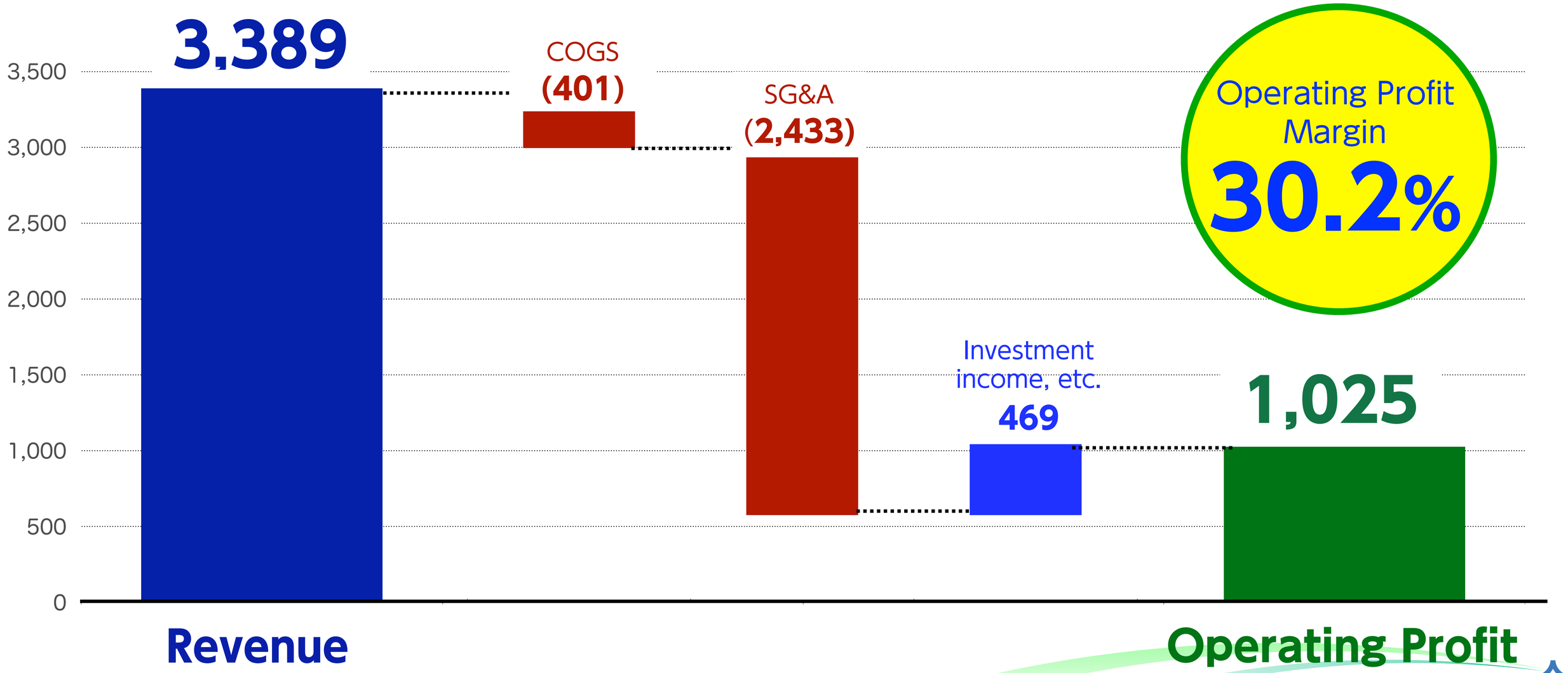

(C) 2026 Asteria Corporation

Bridge: Consolidated Operating Profit / Pre-Tax Profit / Net Profit

(M JPY)

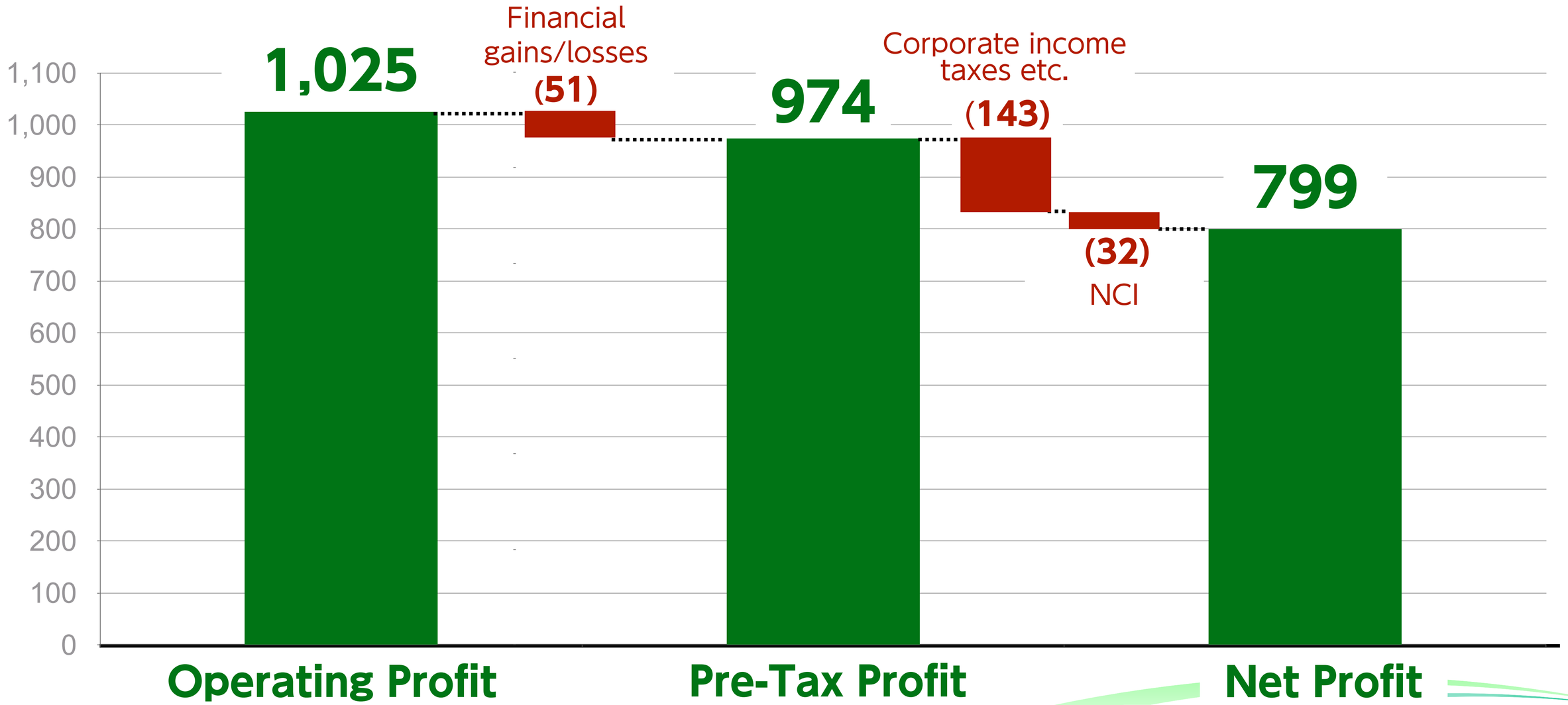

(C) 2026 Asteria Corporation

SG&A Trends & Breakdown (YoY)

(M JPY)

- Main reasons for increases: Q4 product marketing and sales promotion in anticipation of investment gains, and M&A-related advisory fees

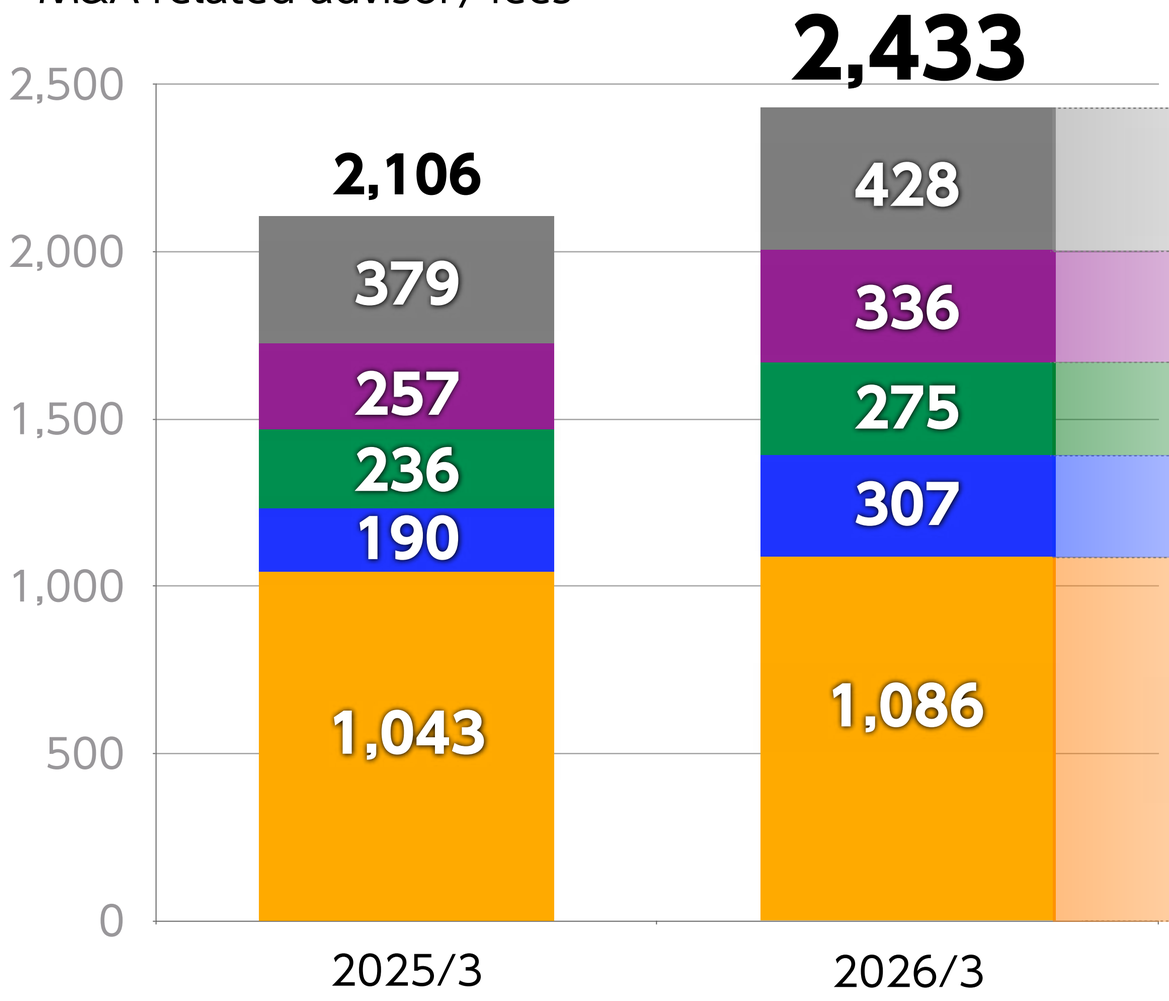

	Ratio		YoY
Other	17.6%	Other	+12.8%
Outsourcing※	13.8%	Outsourcing※	+30.6%
R&D	11.3%	R&D	+16.5%
Marketing	12.6%	Marketing	+61.7%
HR & Recruitment	44.7%	HR & Recruitment	+4.1%

※subcontracting fees＋remuneration＋transaction fees

(C) 2026 Asteria Corporation

Financial Statement (As of March 31, 2026)

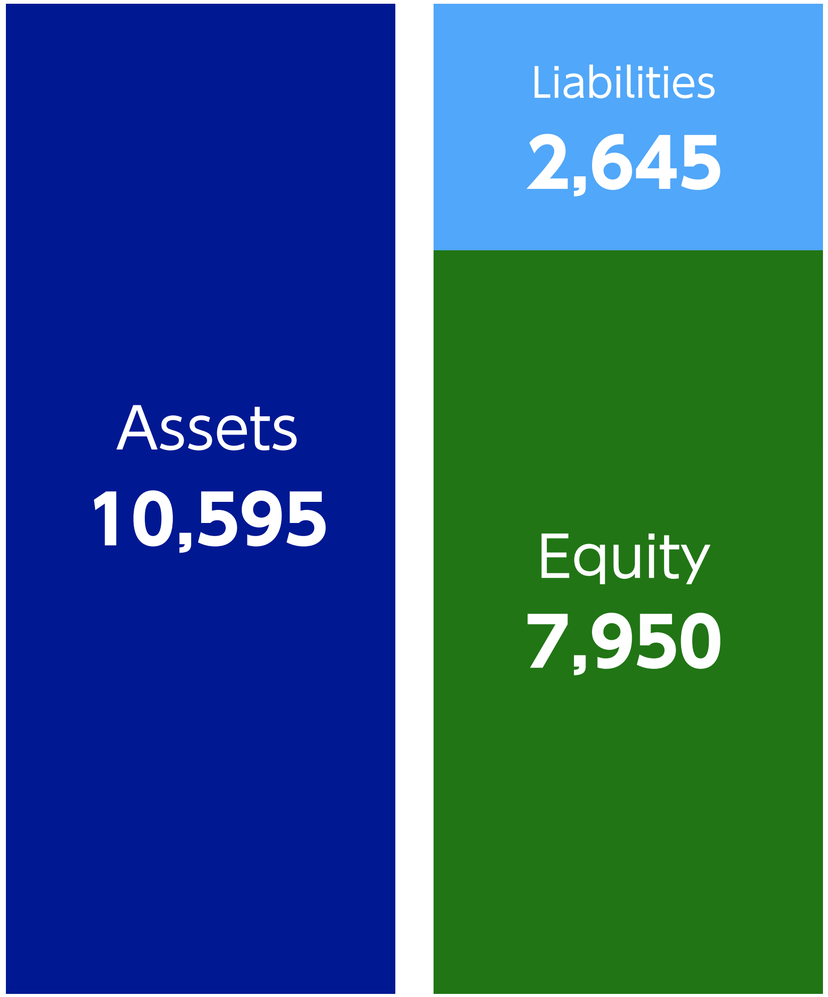

(100M JPY)

Cash & Deposits
3.2B JPY

Equity Ratio
75%

PBR
3.07

- ✓ Extremely sound financial condition
- ✓ Cash & deposits invested into **M&A** and **R&D**
  - ✦ 1 billion yen of this amount to be held in stablecoins (**JPYC**)
- ✓ **High** PBR indicates management conscious of capital cost and stock price

(C) 2026 Asteria Corporation

Asteria (3853) FY2025 Summary

- **Revenue & profits up due to strong software performance, SpaceX valuation gains and more**

  Segment profits: Software **583M JPY** / Investment **394M JPY**

- **Sustained growth driven by 77% recurring revenue mix**

- **All products are now AI-enabled, “Asset-Hook Strategy” launched**

  Details to be discussed at this evening’s earnings briefing

- **Dividend increases in the new fiscal year, JPYC added as a shareholder benefit option**

(C) 2026 Asteria Corporation

FY2025
Financial Results

IR Contact: +81-3-5718-1655

Subscribe to
IR news via LINE

This presentation contains forward-looking statements based on information currently available to the company. These involve risks, uncertainties and other factors that may cause actual results to differ materially from those expressed or implied in any forward-looking statements.

(Securities Code: 3853)

(C)2026 Asteria Corporation