Supplementary Materials

for the Three Months Ended June 30, 2026

Achilles Corporation
(Securities code: 5142, Tokyo Stock Exchange Prime Market)

Aug 7, 2026

Inquiries : IR and Corporate Planning Head Office
https://www.achilles.jp/english/contact/

Copyright© ACHILLES CORPORATION All Rights Reserved.

Agenda

1. First-Quarter Results

2. Financial Results Forecast
   for the Fiscal Year Ending March 31,2027

Copyright© ACHILLES CORPORATION All Rights Reserved.

1．First-Quarter Results

Copyright© ACHILLES CORPORATION All Rights Reserved.

1. First-Quarter Results – Quarterly consolidated statements of income (for the three months)

- In response to uncertainty over raw material supply and higher procurement costs arising from the situation in the Middle East, we worked to ensure stable procurement and product supply while implementing appropriate price revisions.
- Net sales increased on a consolidated basis. Strong sales of film products for the electronics and medical markets, semiconductor wafer transport materials for the electronics market, and interior materials for aircraft and automobiles more than offset weakness in the Shoes business, which was affected by the declining birthrate, sluggish department store sales, and lower sales volume following price revisions.
- Operating profit increased significantly, driven mainly by higher gross profit resulting from increased sales of film products for the electronics and high-margin medical markets, as well as semiconductor wafer transport materials. Further cost reduction efforts through production consolidation and other initiatives also contributed.
- Ordinary profit increased substantially, reflecting the sharp rise in operating profit as well as non-operating income, including foreign exchange gains of ¥201 million due to yen depreciation and dividend income of ¥80 million.
- Quarterly profit attributable to owners of parent rose significantly, supported by higher earnings at each profit level.

(Millions of yen)

	For the 3months ended		For the 3months ended		Year-on-year changes	
	6/2025	% to net sales	6/2026	% to net sales	Amount	Percentage
Net sales	18,378	–	21,361	–	2,982	16.2%
Gross profit	4,011	21.8%	4,793	22.4%	781	19.5%
Selling, general and administrative expenses	3,565	19.4%	3,617	16.9%	51	1.4%
Operating profit	445	2.4%	1,175	5.5%	730	164.0%
Ordinary profit	376	2.0%	1,528	7.2%	1,152	306.4%
Profit attributable to owners of parent	246	1.3%	1,022	4.8%	775	314.5%
Basic earnings per share(Yen)	18.05		74.83		56.78	

Copyright© ACHILLES CORPORATION All Rights Reserved.

The increase in gross profit from higher sales more than offset the increase in SG&A expenses, resulting in a significant increase in operating profit.

Millions of yen

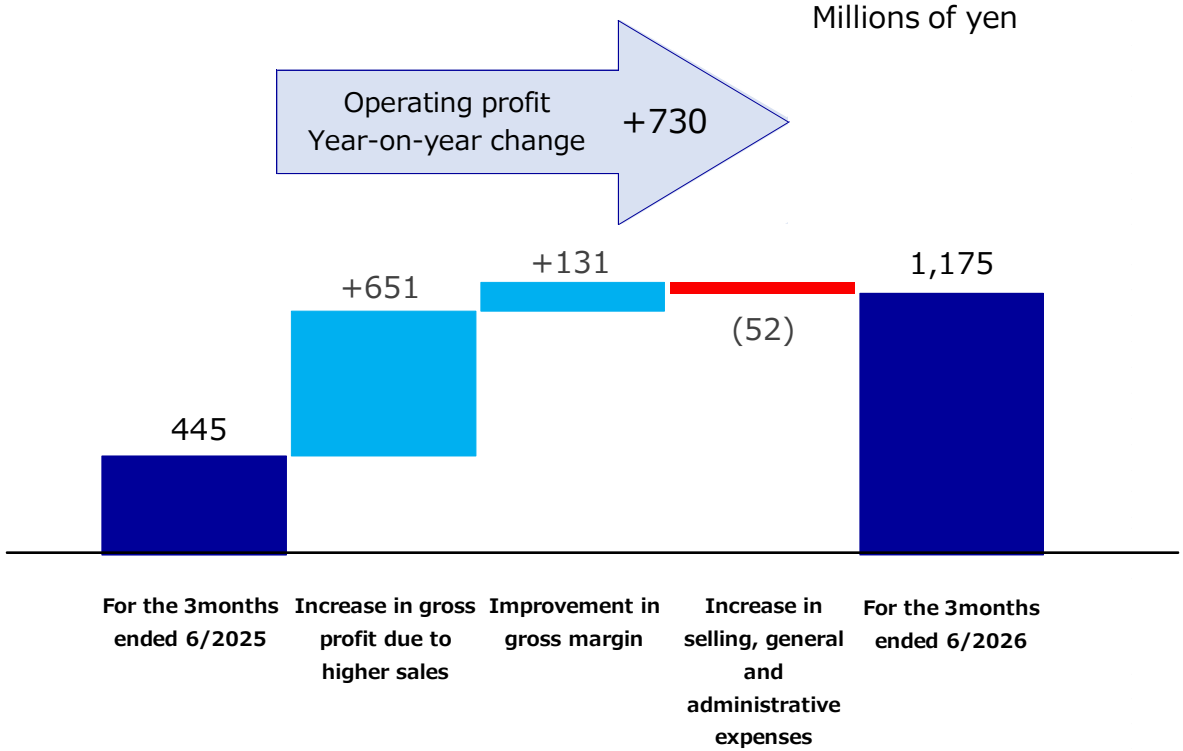

Copyright© ACHILLES CORPORATION All Rights Reserved.

1. First-Quarter Results – Quarterly trends

Although first-quarter results exceeded the same period last year, we will continue to closely monitor external factors such as raw material prices and foreign exchange rates in light of the situation in the Middle East.

Net sales (Millions of Yen)

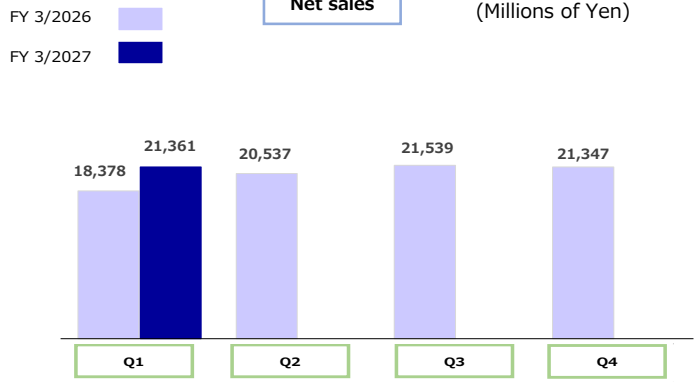

Operating profit (Millions of Yen)

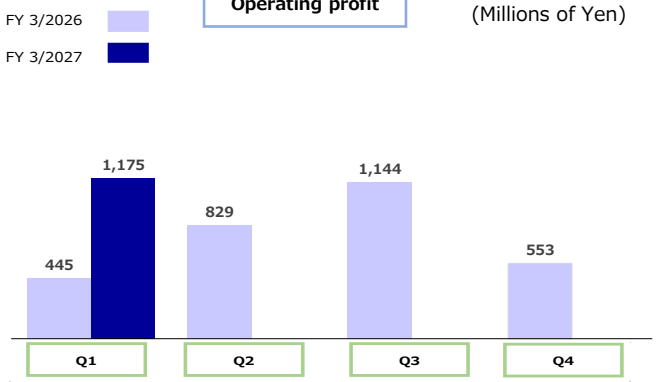

Ordinary profit (Millions of Yen)

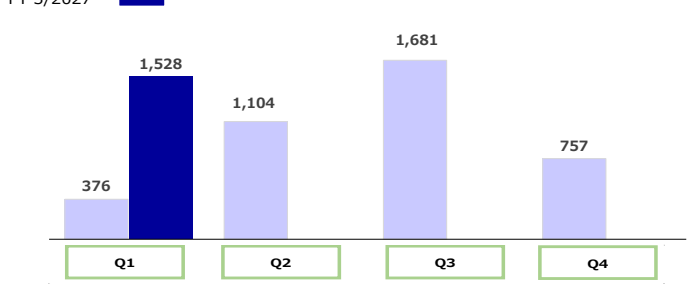

Profit attributable to owners of parent (Millions of Yen)

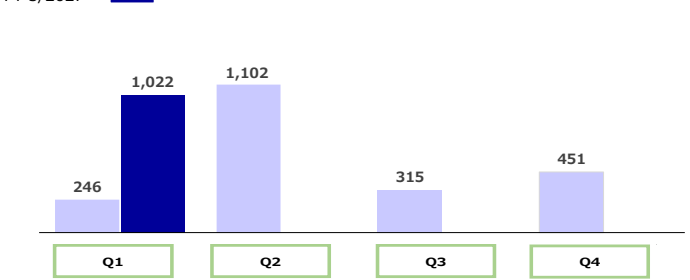

Copyright© ACHILLES CORPORATION All Rights Reserved.

1 . First-Quarter Results – Segment information

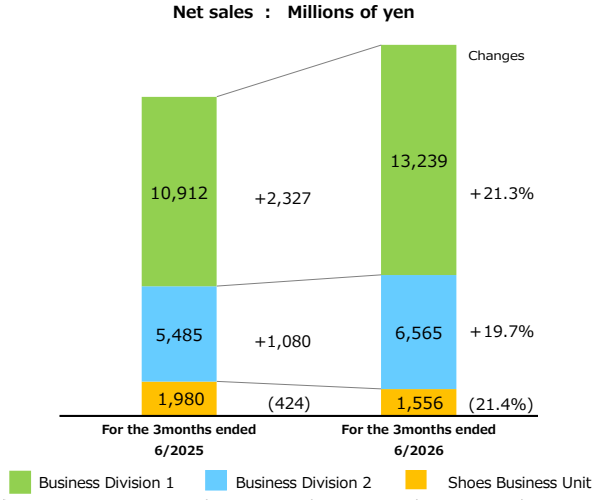

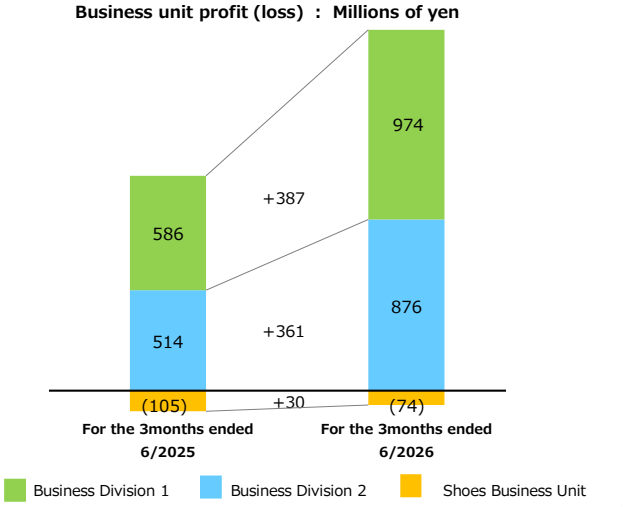

- **Business Division 1** Sales increased, supported by strong sales of interior materials for aircraft and automobiles, films for the electronics and medical markets, and anti-static products for semiconductor wafer transport components, as well as solid sales of urethane products for vehicles and general merchandise.
- **Business Division 2** Sales increased due to higher demand for heat insulation materials, floor and wall coverings materials, and disaster prevention products amid concerns over future supply caused by the situation in the Middle East, as well as price revisions reflecting higher raw material costs.
- **Shoes Business Unit** New products were launched under the “Achilles SORBO”, “SYUNSOKU”, and “BROOKS” brands, and the newly opened Achilles SORBO Flagship Shop in Hong Kong performed well. However, sales decreased due to weak consumer spending in Japan, reflecting factors such as the declining birthrate and sluggish department store sales.

- **Business Division 1** Operating profit increased due to higher gross profit from increased sales of film products for the electronics and medical markets and semiconductor wafer transport materials for the electronics market, as well as further cost reduction efforts including production consolidation.
- **Business Division 2** Operating profit increased due to higher gross profit from increased sales of heat insulation materials and disaster prevention products, along with further cost reduction efforts including production consolidation.
- **Shoes Business Unit** Although gross profit declined due to lower sales, losses narrowed as a result of lower selling expenses and further cost-cutting efforts.

Copyright© ACHILLES CORPORATION All Rights Reserved.

1. First-Quarter Results – Quarterly consolidated balance sheets

(Millions of yen)

	As of 03/2026	As of 06/2026	Changes in amount
Current assets	46,645	48,568	1,923
Property,plant and equipment	19,269	19,431	161
Intangible assets	361	367	6
Investments and other assets	17,351	18,201	849
Total assets	83,628	86,569	2,941
Current liabilities	22,501	23,674	1,173
Non-current liabilities	17,843	18,452	609
Total liabilities	40,345	42,127	1,782
Net assets	43,282	44,441	1,158
Total liabilities and net assets	83,628	86,569	2,941
Equity ratio	51.8%	51.3%	(0.5%)
Net assets per share (Yen)	3,167.21	3,252.06	84.85

Breakdown	
・Trade receivables	1,201
・Inventory	1,085
・Cash and deposits	216
・Other current assets	(577)
・Investment securities	890
・Notes and accounts payable - trade	2,179
・Other current liabilities	(231)
・Income taxes payable	(656)
・Valuation difference on available-for-sale securities	639
・Retained earnings	476
・Foreign currency translation adjustment	200
・Remeasurements of defined benefit plans	(164)

Copyright© ACHILLES CORPORATION All Rights Reserved.

2. Financial Results Forecast for the fiscal year ending March 31, 2027

Copyright© ACHILLES CORPORATION All Rights Reserved.

2. Financial Results Forecast for the Fiscal Year Ending March 31, 2027 – Change from the figures announced on May 12, 2026

- For net sales, operating profit, and ordinary profit, we are maintaining our previous forecasts, as it remains necessary to closely monitor the impact of the situation in the Middle East.
- For profit attributable to owners of parent, we now expect results to exceed the previously announced forecast, as we anticipate recording extraordinary income from the sale of investment securities under our policy on reduction of cross-shareholdings.
- Regarding the year-end dividend forecast, based on the dividend policy in our Medium-Term Management Plan (FY25–FY27) and this revision to our earnings forecast, we have increased the forecast from ¥30 per share to ¥50 per share.

Announced on May 12,2026

(Millions of yen)

	FY 3/2027 Previous Forecast	Difference	FY 3/2027 Revised Forecast	FY 3/2026 Results	Year-on year changes
Net sales	82,500	-	82,500	81,802	698
Operating profit	2,200	-	2,200	2,972	△772
Ordinary profit	2,000	-	2,000	3,919	△1,919
Profit attributable to owners of parent	1,300	900	2,200	2,116	84
Annual dividends per share	30 Yen (Year-end)	20 Yen Incerase	50 Yen (Year-end)	40 Yen (Year-end)	

Copyright© ACHILLES CORPORATION All Rights Reserved.