Financial Results Presentation for the First Quarter of the Fiscal Year Ending June 2027

Arent Inc.　(Tokyo Stock Exchange Growth Market: 5254)
November 12, 2026



Copyright @ Arent,Inc.

INDEX

1 Performance Highlights

2 Company Overview

3 Business Model

- DX Business
- Product Business

4 Appendix



Copyright @ Arent,Inc.

1 Performance Highlights

Financial Results for the First Quarter of the Fiscal Year Ending June 2027



1 Performance Highlights

2 Company Overview

3 Business Model

- DX Business
- Product Business

4 Appendix

Copyright @ Arent,Inc.

Summary of Consolidated Financial Results (Year-on-Year Comparison)

- Net sales increased 100.2% year on year to 1,966 million yen, driven by contributions from the beginning of the fiscal year by the four companies consolidated in the previous fiscal year (Stag, Kensetsu.WEB, Asakura Soft, and Let's), as well as organic growth in the DX Business (up 27.4% year on year). Progress against the full-year plan was 23.2%.
- Operating profit increased 195.8% year on year to 477 million yen, driven by higher profit in the DX Business (segment profit up 55.7% year on year) and profit contributions from subsidiaries, despite an 80 million yen increase in goodwill amortization associated with M&A (from 31 million yen in the same period of the previous year to 111 million yen in the current period). Operating profit before goodwill amortization was 589 million yen (up 205.3% year on year).
- The Company made upfront investments in recruitment and personnel expenses, AI utilization, overseas expansion, and security infrastructure in preparation for an increase in future projects.

[Consolidated PL] Unit: Million Yen	1Q FY June 2026 Results	1Q FY June 2027 Results	Change Amount	Change Rate	FY June 2027 Plan (Full-Year)	Progress Rate
Net Sales	982	**1,966**	984	100.2%	8,465	23.2%
Operating Profit (Excluding Goodwill)	192	**589**	396	205.3%	2,155	27.3%
Operating Profit	161	**477**	315	195.8%	1,706	28.0%
Operating Profit Margin	16.4%	**24.3%**	+7.8pt	—	20.2%	—
Ordinary Profit (Excluding Goodwill)	199	**588**	389	195.1%	2,153	27.3%
Ordinary Profit	167	**476**	308	184.1%	1,704	27.9%
Ordinary Profit Margin	17.1%	**24.2%**	+7.2pt	—	20.1%	—
Net Profit Attributable to Parent Company Shareholders (Excluding Goodwill)	114	**411**	296	259.6%	1,462	28.1%
Net Profit Attributable to Parent Company Shareholders	82	**299**	216	261.8%	1,013	29.5%
Net Profit Margin	8.4%	**15.2%**	+6.8pt	—	12.0%	—
Net Income per Share (Yen)	12.66	**43.86**	31.20	246.5%	148.54	29.5%

*Changes in amounts and profit margins (pt) are calculated using figures in units of one yen and may not match calculations based on the figures shown in the table.

Copyright @ Arent,Inc.

Performance Trends

- PlantStream was established as an equity-method affiliate in FY June 2021, and performance trends changed due to the elimination of unrealized profits from intra-group transactions.
- In March 2025, the company was converted into a wholly owned subsidiary, resulting in its performance being reflected in operating profit rather than non-operating income, which led to another change in performance trends.
- In FY June 2026, although the consolidated operating profit margin declined due to temporary impacts related to M&A, the DX Business maintained a high profit margin while achieving revenue growth. In 1Q FY June 2027, the DX Business continued to drive performance, maintaining a high profit margin of 46.2% (*).

Consolidated Sales and Operating Profit Margin Transition

(Million Yen)

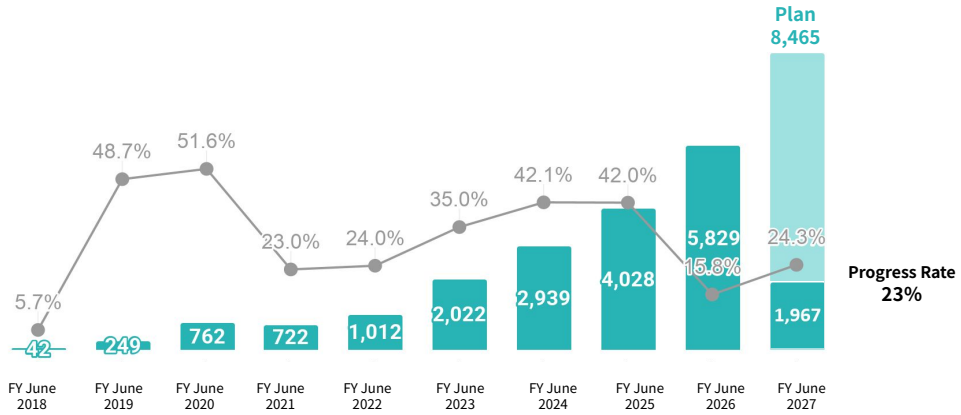

Progress Rate 23%

1Q Results for the Fiscal Year Ending June 2027

Net Sales

1.97 billion yen

Operating Profit

480 million yen

Sales Growth

5.8 times

Comparison of Consolidated Results: FY2022–FY2026

Operating Profit Margin

24.3%

Note: Operating Profit Margin (DX Business):

46.2% (Maintained High Profitability)

*The allocation method for SG&A expenses was changed from the current period. Operating profit margin calculated using the same method as the previous period: 42.8%.

Copyright @ Arent,Inc.

Factors Behind Changes in Net Sales and Operating Profit for the Current Period (Consolidated, Year-on-Year Comparison)

Both net sales and operating profit increased. The DX Business grew sales and profit from external customers, and the four subsidiaries* acquired through M&A in the previous fiscal year contributed from the beginning of the fiscal year.
The four subsidiaries* generated profits exceeding goodwill amortization, contributing to consolidated profits. The absence of M&A-related expenses recorded in the same period of the previous year also contributed to the profit increase.

Net Sales

(Million Yen / YoY Increase or Decrease)

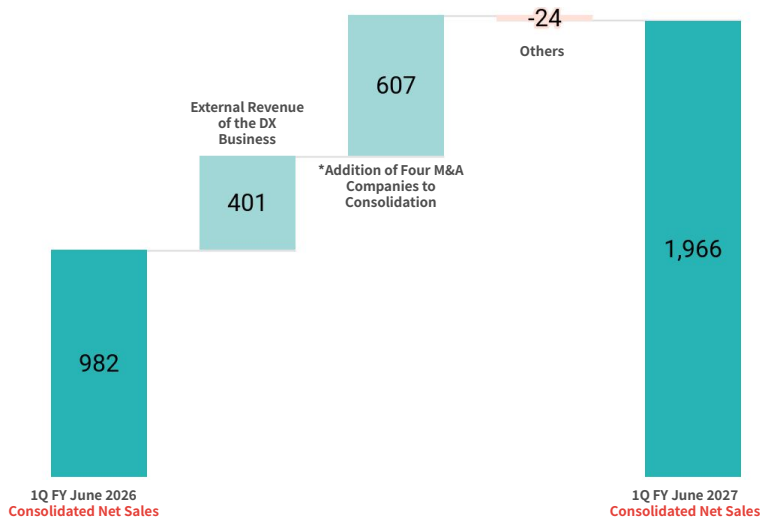

Operating Profit

(Million Yen / YoY Increase or Decrease)

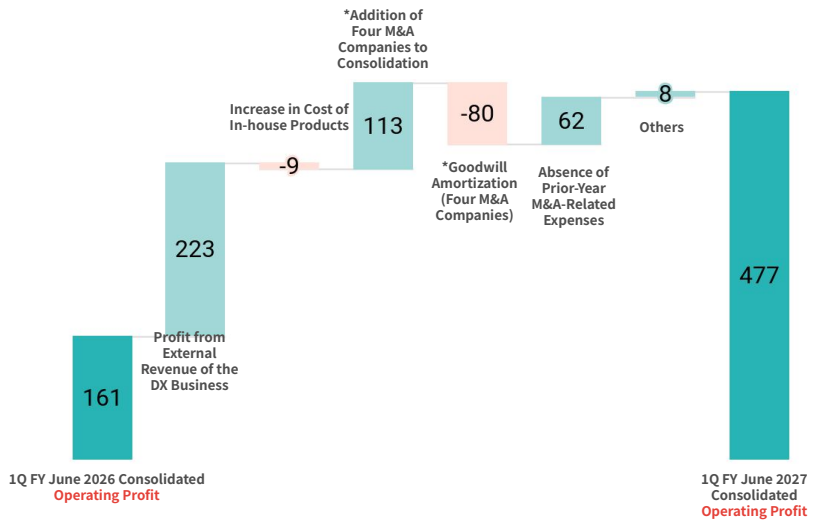

*Four companies: Stag, Kensetsu.WEB, Asakura Soft, and Let's
*Due to rounding, the sum of the individual factors contributing to increases and decreases may not fully reconcile with consolidated operating profit (total) shown at the far right.

Copyright @ Arent,Inc.

DX Business: Development Sales Trend

- In 1Q FY June 2027, major projects progressed as planned, and results landed broadly in line with the plan.
- The temporary revenue stagnation in 2Q FY June 2026 was attributable to the elimination of intra-company intersegment transactions following the merger of PlantStream, with no change in the growth potential of the DX Business.
- Revenue in 4Q FY June 2026 temporarily increased significantly due to alignment with clients' development schedules and revenue shifted from other periods.
- Progress in large-scale orders and the transition of new projects to full-scale development was reflected in an expansion trend in revenue during the second half.

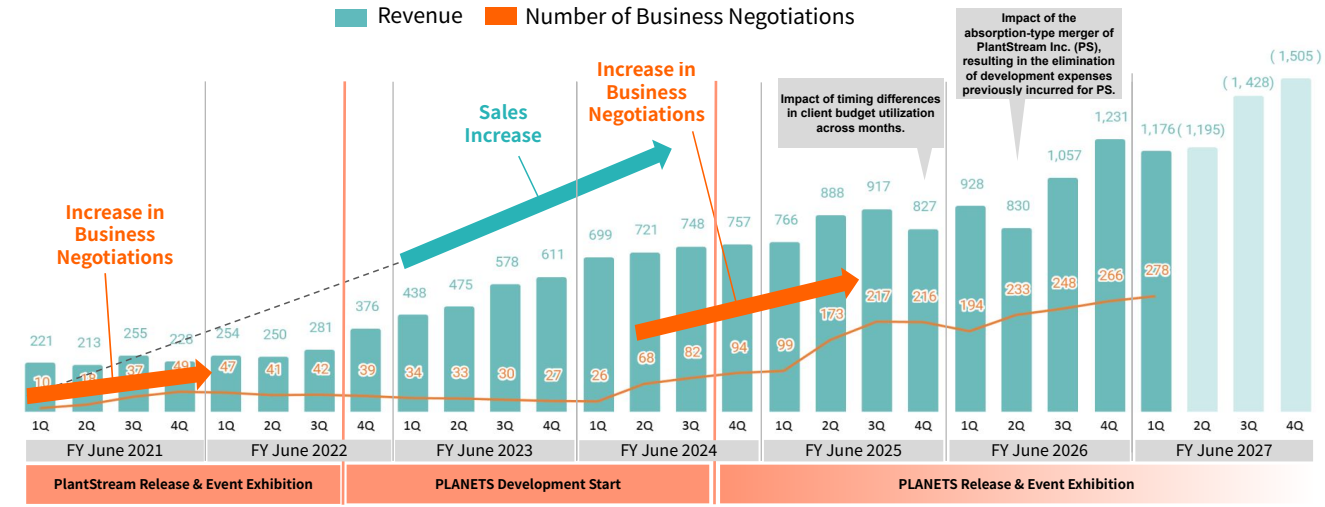

Note: Revenue from consulting services with low monetary materiality is omitted from the sales figures on this page.

Key Numerical Summary

Net Sales (1Q)

1.18 billion yen

vs. plan **102%**

YoY **127%**

Operating Profit Margin (Cumulative)

46.2%

Maintaining High Profitability

*The allocation method for SG&A expenses has been changed from this fiscal year. Operating profit margin calculated using the same method as the previous fiscal year would be 42.8%.

Duration of Ongoing Development

29.0 months

Copyright @ Arent,Inc.

DX Business: Pipeline Trend (Open Opportunities)

High-probability opportunities expected to transition to the development phase have steadily accumulated, shifting the pipeline from “quantity to quality.” While selectively screening opportunities, the transition from PoC to full-scale development has progressed steadily. Continuing from 4Q of the previous fiscal year, accumulated high-quality leads are steadily progressing to PoC and full-scale development.

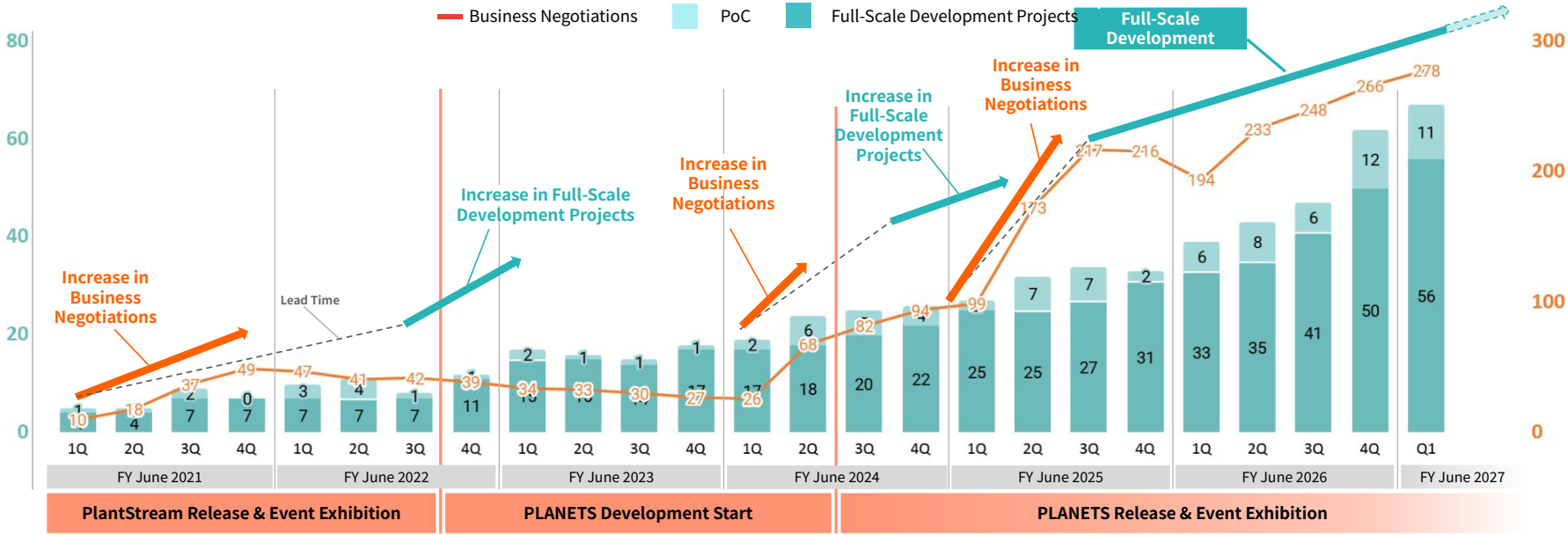

DX Business: Highlights

Joint development projects with key customers expanded significantly, with contract terms and scale substantially exceeding previous levels. Although results may fluctuate by quarter depending on the presence or absence of large-scale projects, the DX Business revenue base is expected to steadily accumulate over the medium to long term.

Expansion and Stabilization of Contract Scale

The receipt of large-scale projects has expanded contract scale from previous levels.
The project mix has shifted from short-term renewable contracts to long-term continuous contracts.

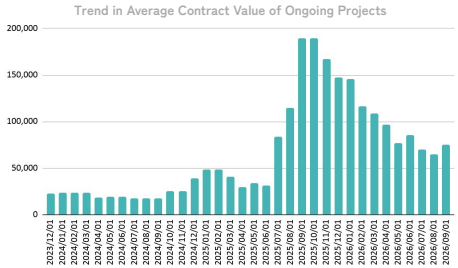

*The average temporarily declined most recently due to the exclusion of two exceptionally large projects from the aggregation.

Longer Contract Duration

Transitioning from short-term renewable contracts to a long-term continuous development structure.
Contract terms have remained above previous levels of three to four months.

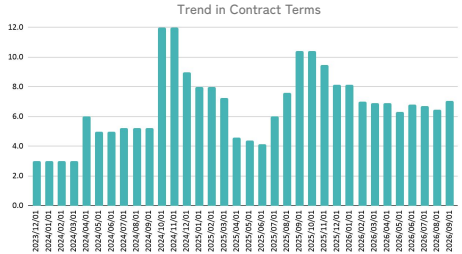

*The average temporarily declined most recently due to the exclusion of two exceptionally large projects from the aggregation.

Selection and Streamlining of Business Negotiations

A pipeline of highly probable business opportunities has accumulated, forming a foundation for revenue expansion.
The quality of business opportunities has improved, establishing an efficient sales structure.

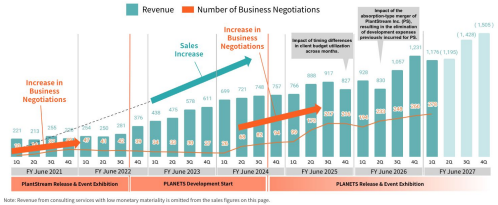

Copyright @ Arent,Inc.

The product businesses of each group company have steadily expanded. By leveraging each company's strengths and optimizing sales structures and costs, profitability has improved.

Steady Growth in Sales of Kozosoft

Improved Sales Efficiency through a "Keyence-Style" Consulting Sales Approach

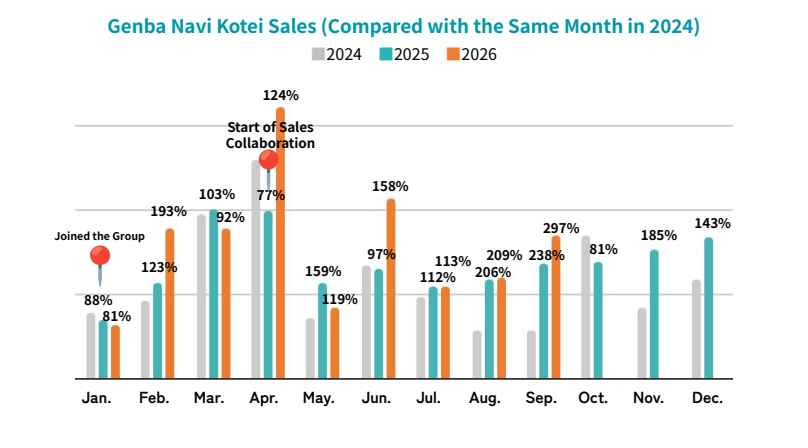

PlantStream Standalone Product Profitability Steadily Improving

Under the new criteria excluding contract work, profitability improved to around the break-even point. The profit structure has stabilized while absorbing overseas expansion costs.

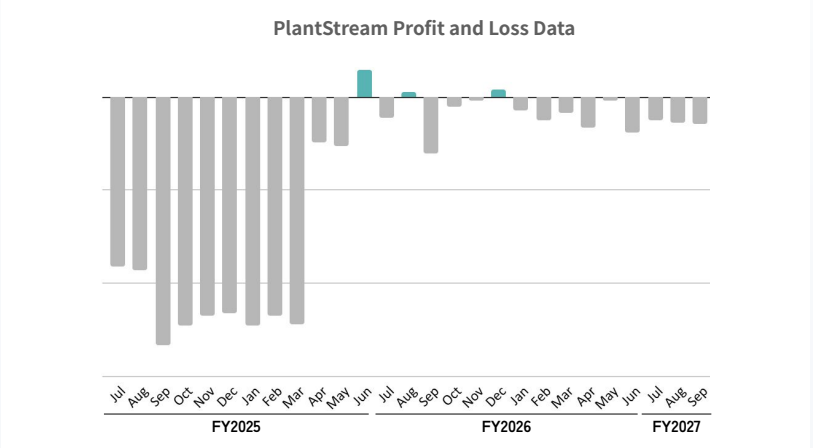

Copyright @ Arent,Inc.

*Beginning with the third-quarter disclosure of the previous fiscal year, the accounting rule was changed to exclude contract (outsourced) operations entirely in order to provide a clearer view of the underlying business performance.

Progress Status of Share Repurchases

- In order to improve capital efficiency and enhance shareholder returns, and to execute flexible capital policies, we are currently conducting a share buyback of up to 3.0% of total shares outstanding (202,000 shares) or 700 million yen.
- Purchases commenced on January 6, with remaining capacity under the authorized acquisition limit.

Overview and Repurchase Status

	Repurchase Quota (Maximum)	Repurchase Status as of September 30, 2026 (Progress Update)
Total Number of Shares to Be Acquired	**202,000 shares** Ratio to Total Shares Outstanding (Excluding Treasury Shares): 3.0%	**132,600 shares**
Total Acquisition Cost of Shares	**700 million yen**	**467 million yen**
Progress Rate	-	**(Number of shares) 65.6%** **(Acquisition amount) 66.8%**

※Type of shares to be acquired: Common stock
※Method of acquisition: Market purchases on the Tokyo Stock Exchange
※Acquisition period: January 6, 2026 – January 5, 2027
*The 3.0% ratio of the resolved 202,000 shares to the total number of issued shares (excluding treasury shares) is as of the resolution date; as of June 30, 2026, the ratio was 2.9%.
※Progress rates are indicated as percentages with respect to the maximum value of each acquisition quota

Copyright @ Arent,Inc.

2 Company Overview

About Arent

1 Performance Highlights

2 Company Overview

3 Business Model

- DX Business
- Product Business

4 Appendix



Copyright @ Arent,Inc.

Company Overview & Executive Team Introduction

An executive team with extensive knowledge not only in management but also in the industry and technology

Basic Information

Company Name	Arent Inc.
Established	July 2, 2012
Representatives	Hiroki Kamobayashi (President and Representative Director) and Fumitaka Sakai (Executive Vice President and Representative Director)
Head Office	3F, KDX Hamamatsucho Building, 2-7-19 Hamamatsucho, Minato-ku, Tokyo, Japan
Offices	3F, KDX Hamamatsucho Building, 2-7-19 Hamamatsucho, Minato-ku, Tokyo Room 306, Taiju Life Hamamatsu Building, 145-1 Tokiwacho, Chuo-ku, Hamamatsu City, Shizuoka
Number of Employees	156 (Arent Inc. standalone, as of September 30, 2026)
Affiliated Companies	Nine Subsidiaries: Arent Vietnam, Co., Ltd.; Arent AI, Inc.; Arent Solutions Inc.; Arent Software S.A.; Kozosoft, Inc.; Stag Inc.; Kensetsu.WEB, Inc.; Asakura Soft Co., Ltd.; and Let's Co., Ltd. (As of September 30, 2026)
Capital	1.286 billion yen (as of September 30, 2026)
Business Description	DX Consulting, System Development, and System Sales focused on the Construction Industry
Company History	In July 2012, CFlat Corporation (now Arent Inc.) was established with the aim of contract development of various software and development of smartphone applications. Subsequently, on the occasion of starting business with Chiyoda Corporation, the company merged on equal terms with ASTROTECH SOFTWARE DESIGN STUDIOS, who are skilled in new business planning and strategy. This integration established a comprehensive framework that forms the foundation of the current business model, enabling end-to-end support from business planning (consulting) to system development, new business launch, and operations.



President

Hiroki Kamobayashi

Kyoto University
Graduated from the Faculty of Science

He started his career as a fund manager at Mitsubishi UFJ Asset Management Co. In 2012, he joined GREE, Inc. as an engineer, and in 2015, he became independent and joined CFlat, the predecessor of Arent, and is currently the president of Arent.



Executive Vice President

Fumitaka Sakai

Kyoto University
Master in Physics at the Graduate School of Science

In 2008, he joined Armonicos Co., Ltd. In 2012, he became independent and founded CFlat, the predecessor of Arent, and is currently the Executive Vice President of Arent.



Executive Director

Takeshi Oda

Kyoto University
PhD in Physics at the Graduate School of Science

Served as Development Manager for "spScan," reverse-engineering software, at Armonicos Co., Ltd., and was also engaged in the development of medical CAD/CAM systems. Joined Arent (formerly CFlat) in 2019 and currently serves as Executive Director.



Director

Tsubasa Nakajima

Kyoto University
Withdrew from the Faculty of Science

Gained experience in accounting, cost management, corporate planning, and internal auditing at a subsidiary of an automobile manufacturer before joining Arent in 2019 as the first member of the management department. Appointed as a Director in 2021.



Director

Tsuyoshi Kimura

Hosei University
Graduated from the Faculty of Law

After joining KEYENCE, he served as general manager of several business divisions and was appointed Director. He then served as President and CEO of KEYENCE Group companies IPROS Corporation and Apiste Corporation, and as Executive Officer of SHIFT Inc., before joining Arent in 2026 as Head of the Product Sales Division. He was appointed Director in September 2026.

Copyright @ Arent,Inc.

History of M&A, Products, and Overseas Expansion

M&A and Capital　Products

- 2012
  - July: Established CFlat Inc. (now Arent)
- 2019
  - April: Absorbed and merged ASTROTECH SOFTWARE DESIGN STUDIOS
- 2020
  - June: Changed company name to Arent Inc.
  - July: Established PlantStream Inc. through a joint venture with Chiyoda Corporation
- 2021
  - April: Released “PlantStream”
  - April: Established VestOne Inc. (now Arent AI)
  - November: Raised approximately 1.2 billion yen through a Series C third-party allotment
- 2022
  - April: Released “Lightning BIM Automatic and Optimal Rebar Layout”
- 2023
  - March: Listed on the Tokyo Stock Exchange Growth Market
- 2024
  - January: Release of "Lightning BIM Family Management"
  - April: Established Arent Vietnam, Co., Ltd.
  - August: Changed the company name of VestOne Inc. to Arent AI Inc. and shifted its business focus to generative AI
- 2025
  - January: Made Kozosoft Inc. a subsidiary
  - March: Made PlantStream Inc. a subsidiary
  - July: Made Stag Inc. a subsidiary
  - August: Released “PROCOLLA,” “Lightning BIM AI Agent,” and “PlantStream AIDE”
  - October: Absorbed and merged PlantStream Inc.
  - October: Established local subsidiaries in the United States and Spain
  - November: Made Kensetsu.WEB and Asakura Soft subsidiaries
- 2026
  - January: Made Let’s Co., Ltd. a subsidiary
  - February: Commenced official sales of “PlantStream AIDE”
  - May: Released “KageMee” and the “ASPO Series” (beta)
  - August: Officially released the “ASPO Series”

Copyright @ Arent,Inc.

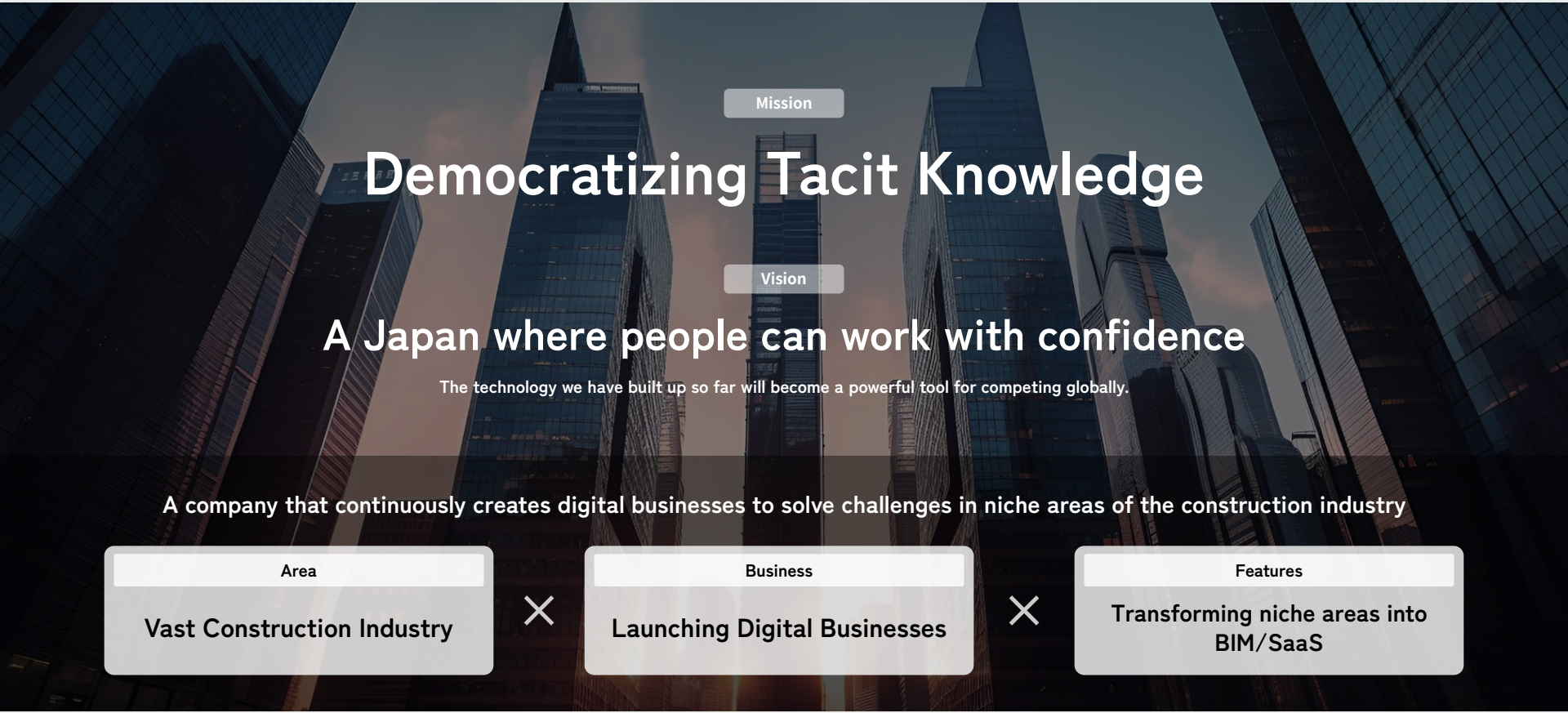

Mission

Democratizing Tacit Knowledge

Vision

A Japan where people can work with confidence

The technology we have built up so far will become a powerful tool for competing globally.

A company that continuously creates digital businesses to solve challenges in niche areas of the construction industry

Area	×	Business	×	Features
Vast Construction Industry		Launching Digital Businesses		Transforming niche areas into BIM/SaaS

Copyright @ Arent,Inc.

The Construction Industry Arent is Facing

In niche areas where BIM/SaaS adoption has yet to advance, Arent collaborates with client companies to implement BIM/SaaS solutions and improve productivity across the industry.

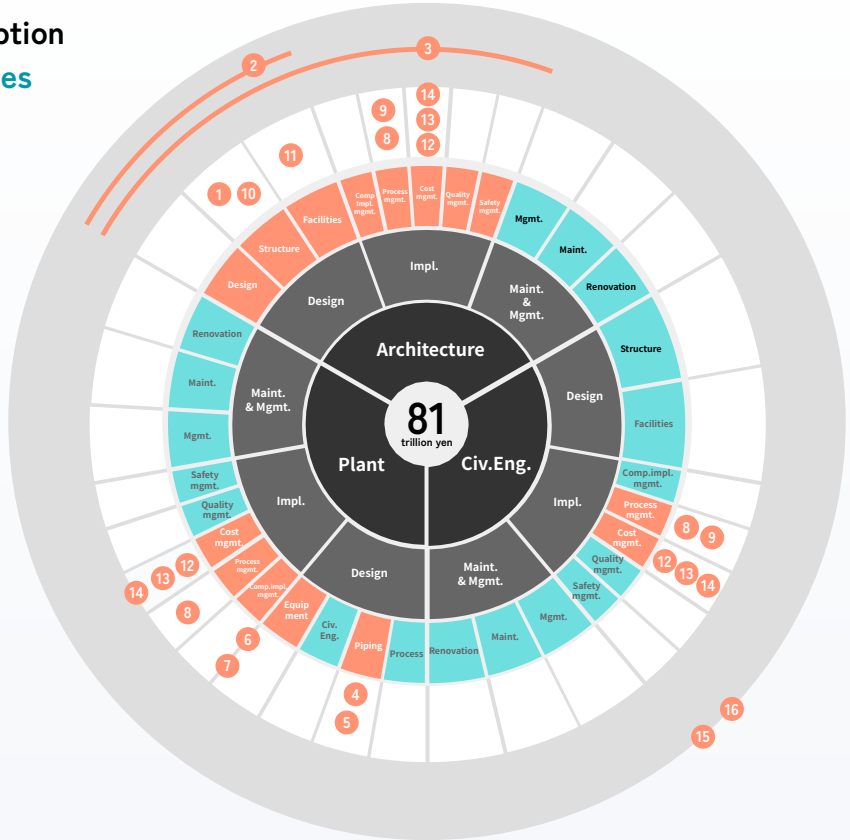

1. Lightning BIM Automatic and Optimal Rebar Layout — In-house developed products
2. Lightning BIM Family Management — In-house developed products
3. Lightning BIM AI Agent — In-house developed products
4. PlantStream — In-house developed products
5. PlantStream AIDE — In-house developed products
6. ASPO Support Fab — In-house developed products
7. ASPO Spool Manager — In-house developed products
8. PROCOLLA — In-house developed products
9. Genba Navi Kotei — Products developed by group companies
10. BUILD. series — Products developed by group companies
11. Shinsei-kun f Series — Products developed by group companies
12. Dot Genka Series — Products developed by group companies
13. Tsukaeru Cloud Series — Products developed by group companies
14. LET'S Cost Management Go2 Series — Products developed by group companies
15. BizGenie — Products developed by group companies
16. KageMee — In-house developed products

POINT

The construction industry is a massive 81 trillion yen market.

Composed of a collection of niche areas in which inefficient processes not yet digitized through BIM/SaaS remain.

Some areas have already adopted BIM/SaaS

There are also highly profitable companies that have not yet been digitized through BIM/SaaS.

Jointly develop BIM/SaaS-enabled products with companies seeking to advance DX.

We expand BIM/SaaS integration to other sectors to enhance productivity.

Copyright @ Arent,Inc.

HR and Recruitment Status

- In response to the expansion of projects, the Company is strengthening recruitment, primarily for sales and project management personnel. The Company is expanding its organizational structure as a proactive investment to secure additional projects.
- The use of proprietary AI has improved development productivity. By increasing value added per employee and optimizing the personnel mix toward upstream and management functions, the Company aims to further improve its operating profit margin.
- By leveraging proactive PR activities and the credibility of a listed company, the Company provides an environment in which talented personnel can work comfortably, based on fair evaluations commensurate with their contributions.

Employee Trends

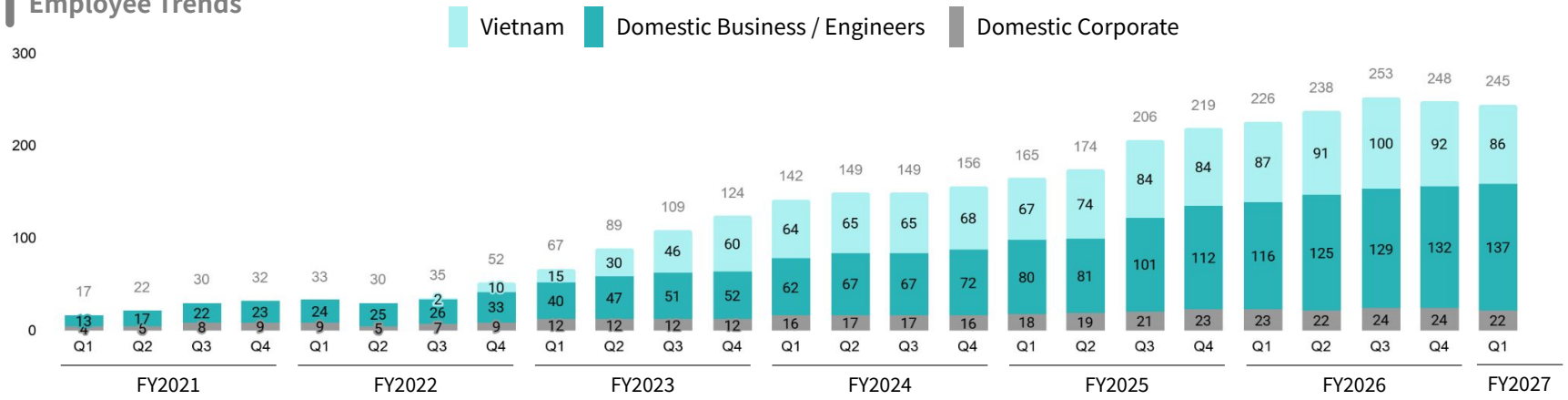

* The employee numbers listed in the financial results presentation are intended to reflect the actual workforce involved in business operations. They may differ from the numbers listed in the securities report (Yuhō) due to differing calculation standards. In the securities report, the number of employees is calculated based on the Financial Instruments and Exchange Act, including full-time equivalents (FTE) based on working hours and employees of consolidated subsidiaries.
* Personnel at the Vietnam base, including those engaged under outsourcing arrangements prior to the establishment of the subsidiary, are included as business personnel responsible for 100% of the development operations of Arent itself. Meanwhile, employees, etc. of each Group company (Kozosoft, Inc., Stag Inc., Kensetsu.WEB, Inc., Asakura Soft Co., Ltd., Let's Co., Ltd., and Arent AI, Arent Solutions Inc., and Arent Software S.A.) are excluded from the employee count in this presentation to distinguish them from core personnel directly engaged in existing businesses.

Copyright @ Arent,Inc.

3 Business Model

Developing Products Jointly with Leading Companies in the Industry.
Develop and sell in-house products.
Update and sell products acquired through M&A.

1 Performance Highlights

2 Company Overview

3 Business Model

- DX Business
- Product Business

4 Appendix



Copyright @ Arent,Inc.

Transition to two business segments: "DX Business" and "Product Business"

Focusing on DX consulting and system development specialized for the construction industry, along with the sales of an expanded product lineup.

	DX Business*1	Product Business
		
	DX Consulting Services Specialized in the Construction Industry	Business that sells in-house products
Business model	Consulting and system development	Subscription-based
Sales ratio*2	65.4%	34.6%

1: DX Business = System development conducted by an agile development team formed by members from user companies and vendor companies.
2: Revenue composition based on actual results for the fiscal year ending June 2026.

Copyright @ Arent,Inc.

Driving the Product Business through 3 Strategies

"Product Portfolio Strategy," "Direct Consulting Sales Strategy," and "AI Boost Strategy"

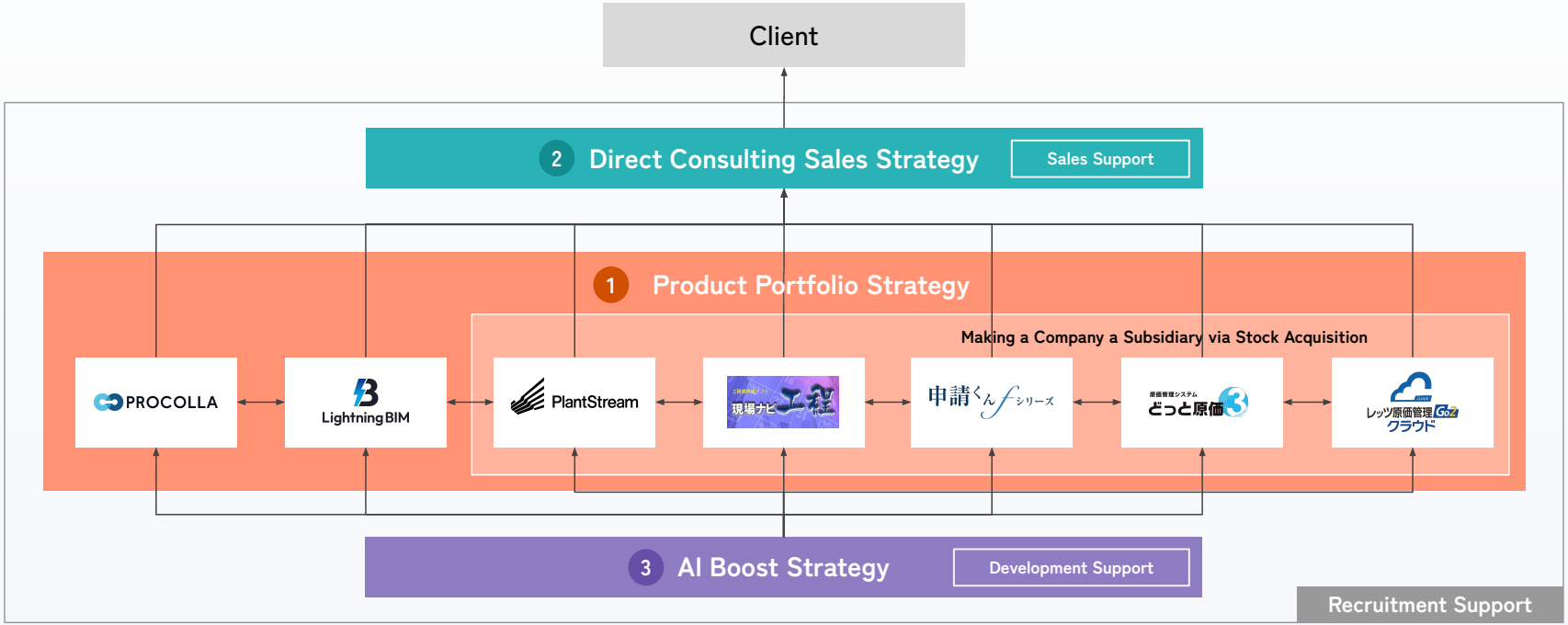

Copyright @ Arent,Inc.

Accelerate the app-integrated platform through collaboration between the DX Business and Product Business

Expand the business by promoting the app-integrated platform through the synergy of the DX Business and Product Business.

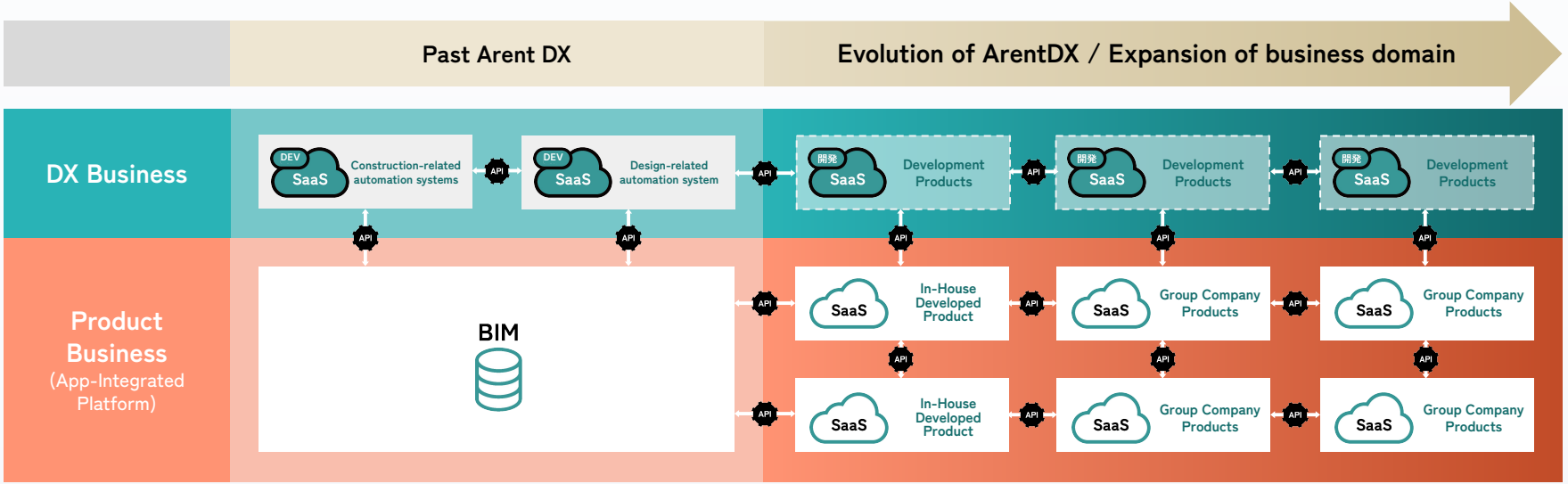

Copyright @ Arent,Inc.

3 DX Business (Segment 1)

Developing co-created products with major companies in the industry.

1 Performance Highlights

2 Company Overview

3 Business Model

- DX Business
- Product Business

4 Appendix



Copyright @ Arent,Inc.

DX Consulting Specialized in the Construction Industry

Execute everything from consulting to system development and commercialization through continuous collaborative relationships with client companies.

Business Features

1 **Sophisticated Consulting Utilizing Construction-Related Knowledge**
Engineers with the same level of knowledge as the person in charge verbalize tacit knowledge through interviews.
This is then systematized to solve the client company's issues.

2 **Agile Development** *1
Immediately address feedback from client company.
Incrementally expand the development system to achieve optimal support for the project.

3 **Long-Term Partnership**
Developing ongoing collaborative relationships
through a deep understanding of client companies' business growth.
Supporting DX initiatives while jointly developing
sustainable digital businesses.

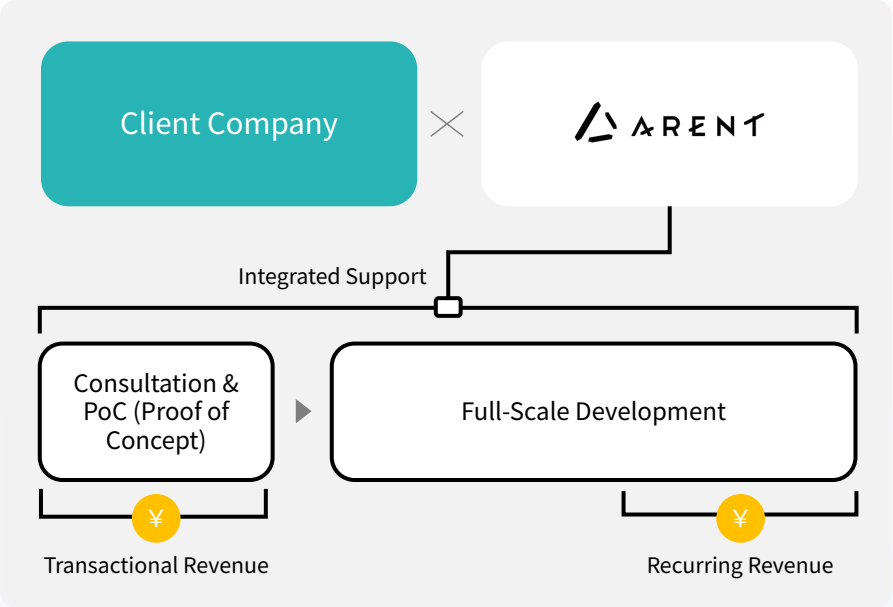

*1: A method of dividing the development process into small functional units, carrying out requirement definition, development, testing, etc. for each unit, and through repetition, building a large system as a whole.

Copyright @ Arent,Inc.

Arent's 3 Strengths & Competitive Advantage



By leveraging these three strengths, we solve deep-rooted issues in the construction industry and establish a unique position within it.

1 Technological Expertise

We have many talented individuals with strong mathematical skills and backgrounds in 3D CAD development, supported by solid development achievements and numerous patent applications.

2 Knowledge

By specializing in the construction industry and continuing co-creation development with leading companies in the sector, the Company has accumulated deep expertise in construction sites and construction technologies.

3 Business Development Capability

From identifying issues to product development and commercialization, we carry out all processes through continuous co-creation with client companies.

Copyright @ Arent,Inc.

Maintaining Technologies Centered Around 3D

Technological Expertise | Knowledge | Business Development Capability

The Company has filed and obtained a range of patents centered on high-speed automated routing technology for piping design,[*1] an issue that had remained unresolved in the plant industry for more than 20 years, as well as related technologies such as “Block Pattern”[*2] and “Piping Interference Avoidance.”

Arent's 3D Technology

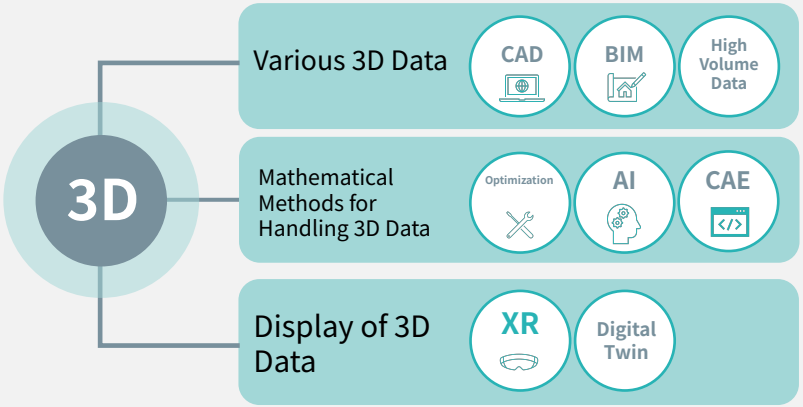

Holding the necessary technologies for the DX (Digital Transformation) of the construction industry centered on 3D in a single company
(3D-Related Technologies That Enable the Effective Implementation of BIM/SaaS)

Patent-Related

PlantStream 4 Patents	Lightning BIM AI Agent 4 Patents
PROCOLLA 2 Patents	Lightning BIM 自動配筋 4 Patents
ASPO 2 Patents	Lightning BIM ファミリ管理 1 Patent

Applying for many niche patents in the fields of AI and BIM

*1: While it usually takes a lot of time to calculate routes while satisfying complex conditions such as the distance between each pipe, this technology makes it possible to perform high-speed automatic design by combining mathematical knowledge and tacit knowledge in the industry.

*2: Block pattern: Technology for creating 3D geometric data for piping around equipment solely by setting parameters. Piping interference avoidance: Technology for high-speed automatic routing while avoiding interference with other objects.

Copyright @ Arent,Inc.

Engineers with Advanced Mathematical and 3D Expertise

Development by value-creating engineers with advanced mathematical and 3D technologies as their background.

Value-Creating Engineers at Arent with Advanced Mathematical and 3D Expertise



Fumitaka Sakai

Graduated from Kyoto University, Graduate School of Science (Physics)

AI / 3D Geometry Processing



Takeshi Oda

Graduated from Kyoto University, Graduate School of Science (Physics, PhD)

3D Geometry Processing / Optimization



Hideo Tanaka

Graduated from Tokyo Institute of Technology, Graduate School of Mechanical Engineering

Framework / Data Transformation



Masahiro Shimoike

Graduated from Kyoto University, Graduate School of Science (Mathematics)

Optimization / Mathematics



Takashi Nakagawa

Department of Fundamental Science and Technology, Graduate School of Science and Technology, Keio University

3D Geometry Processing / Optimization



Atsushi Maruyama

Graduated from the Department of Systems Innovation, The University of Tokyo

Framework / 3D Geometry Processing

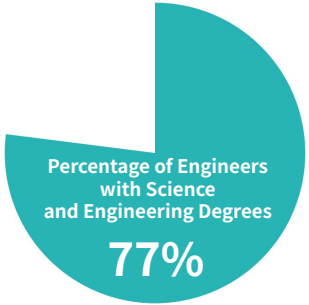

- University of Tokyo Graduates: 5
- Kyoto University Graduates: 15
- Tokyo Institute of Technology* Graduates: 4
- Other National/Public University Graduates: 38

(All include graduate school graduates)

*Current Name: Institute of Science Tokyo

Copyright @ Arent,Inc.

Advancing Projects with Agile Development, Enabling Knowledge Accumulation

As co-creation development is conducted using an agile approach, knowledge of challenges and operations can be deepened in stages.
As a result, practical product development can be carried out based on an accurate understanding of major challenges.

Agile Development

Knowledge deepens at each development stage

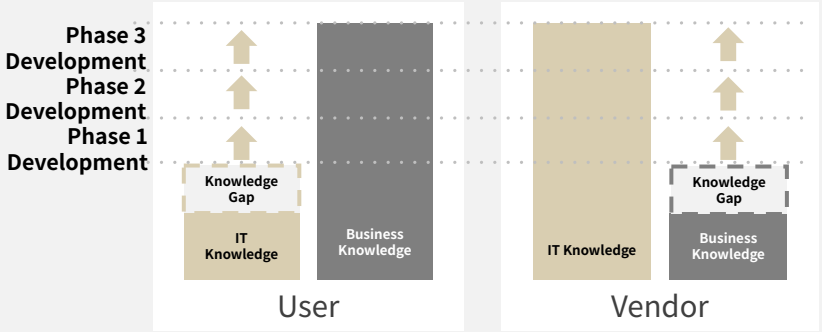

Knowledge Accumulation in Agile Development

Percentage of Agile Development

Q: How is the development process carried out?

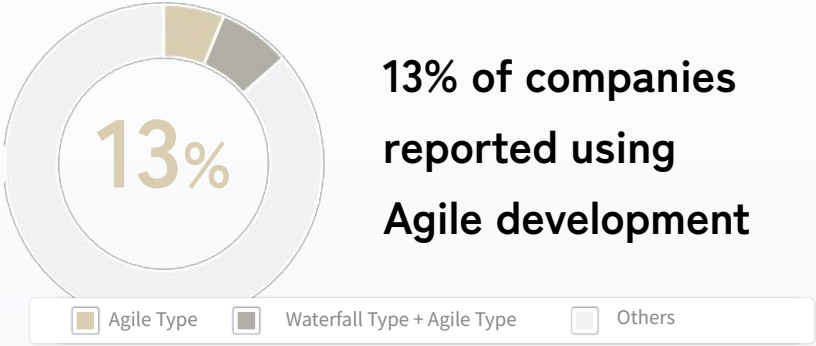

13% of companies reported using Agile development

87% of companies are not using Agile development

Source: 2019 Survey “Project Manager Awareness Survey on Work Style Reform Through Client-Contractor Collaboration”

Copyright @ Arent,Inc.

Collaboration with Major Construction Companies

General Contractors

OBAYASHI
子どもたちに誇れるしごとを。 SHIMIZU CORPORATION 清水建設
大成建設 TAISEI For a Lively World
想いをかたちに 未来へつなぐ TAKENAKA
安藤ハザマ HAZAMA ANDO CORPORATION
大東建託
TODA CORPORATION
HASEKO 長谷工グループ
FUJITA Daiwa House Group
MAEDA 前田建設

Subcontractors & Others

大気社
高砂熱学
富士電機E&C株式会社
RICOH
AUTODESK
azbil
関西電力 power with heart
関電工
Kinden CORPORATION
KRAFTIA
株式会社弘電社 Create the bright future

Civil Engineering

NEXCO 東日本
NIPPON KOEI

Plants

Kanadevia Technology for people and planet
KURITA
CHIYODA CORPORATION
FUSO
JGC

Copyright @ Arent,Inc.

DX Business: Pipeline Trend (Open Opportunities)

(Reposted)

High-probability opportunities expected to transition to the development phase have steadily accumulated, shifting the pipeline from “quantity to quality.” While selectively screening opportunities, the transition from PoC to full-scale development has progressed steadily. Continuing from 4Q of the previous fiscal year, accumulated high-quality leads are steadily progressing to PoC and full-scale development.

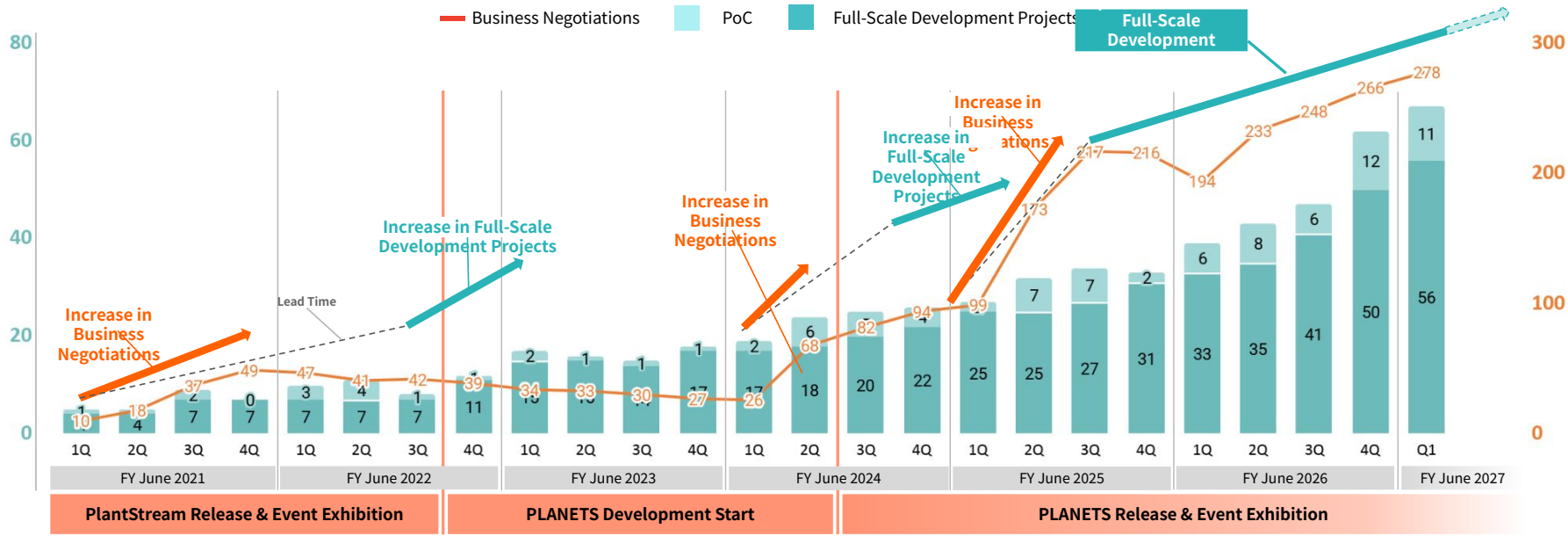

Copyright @ Arent,Inc.

DX Business: Details of Deal Progression

Leveraging PLANETS' track record, the Company secured high-probability sales opportunities from HVAC and electrical subcontractors. As a result of optimized resource allocation, the number of personnel was streamlined while sales efficiency and conversion rates per person steadily improved.

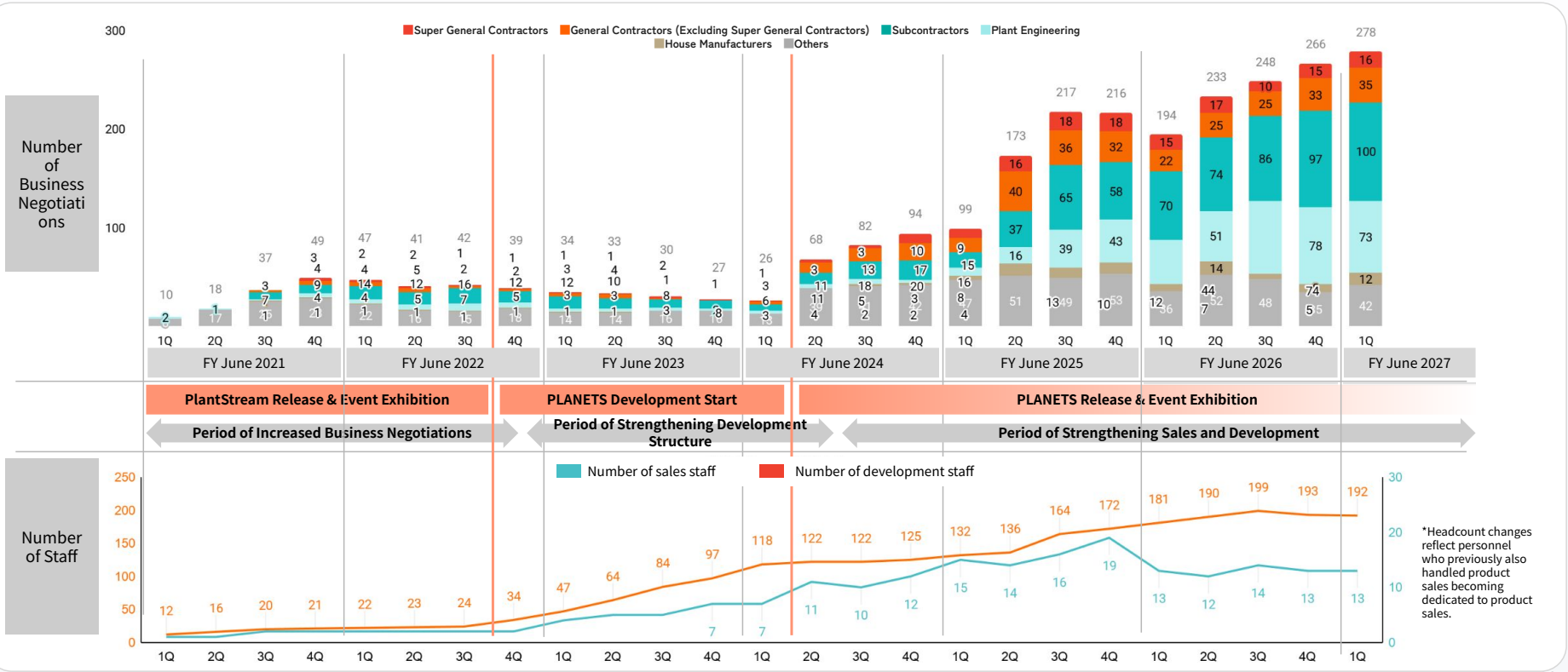

Copyright @ Arent,Inc.

DX Business: Business Flow

Leads are acquired through exhibitions, seminars, and other channels, progressing in stages from business discussions to PoC and development.
Through consultative sales, the Company gains a deeper understanding of client challenges and enhances its proposal capabilities, working to improve the CVR from PoC to development and expand into multiple projects.

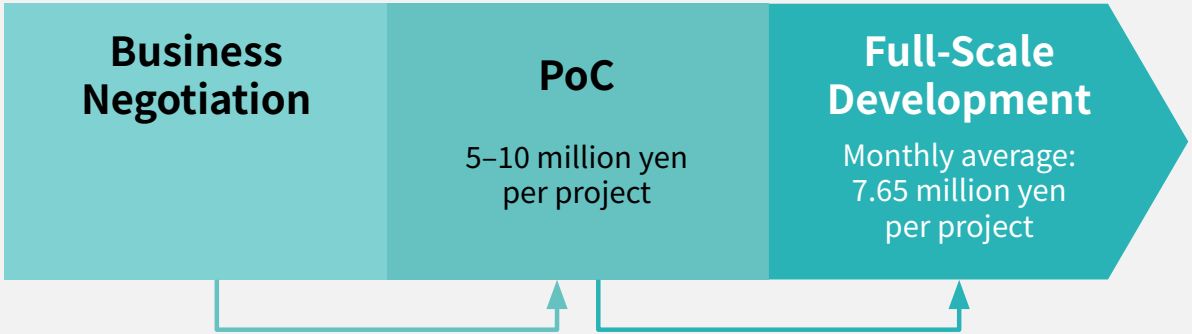

*The results of PLANETS releases (March 2024 to present) are listed.

Copyright @ Arent,Inc.

DX Business: CVR and Lead Time for Product Co-Creation Development

As past achievements have been well recognized, the number of projects moving directly into full-scale development without PoC has increased.
Consequently, CVR from PoC to development phase has also improved.
The lead time and CVR observed during the PLANETS release period are expected to gradually converge to appropriate levels going forward.

CVR and Lead Time by Business Acquisition Timing (Business Negotiation → PoC, PoC → Full-Scale Development)

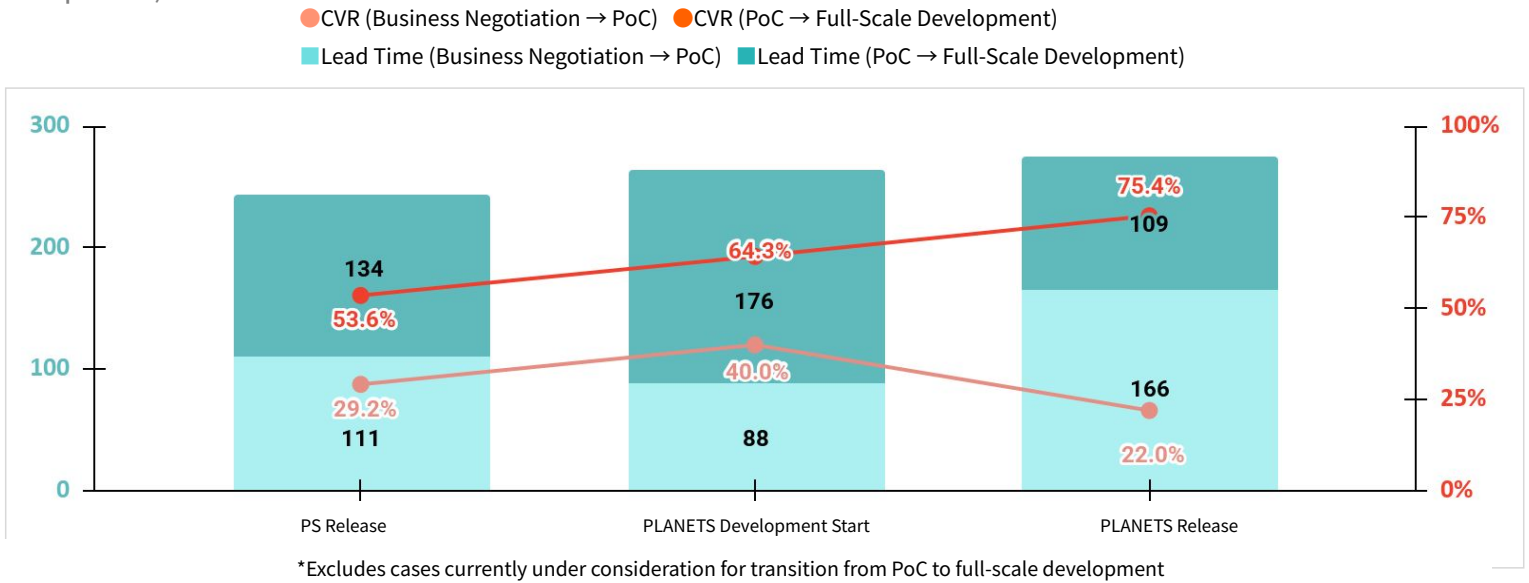

*Excludes cases currently under consideration for transition from PoC to full-scale development

Copyright @ Arent,Inc.

DX Business: Development Sales Trend

(Reposted)

- In 1Q FY June 2027, major projects progressed as planned, and results landed broadly in line with the plan.
- The temporary revenue stagnation in 2Q FY June 2026 was attributable to the elimination of intra-company intersegment transactions following the merger of PlantStream, with no change in the growth potential of the DX Business.
- Revenue in 4Q FY June 2026 temporarily increased significantly due to alignment with clients' development schedules and revenue shifted from other periods.
- Progress in large-scale orders and the transition of new projects to full-scale development was reflected in an expansion trend in revenue during the second half.

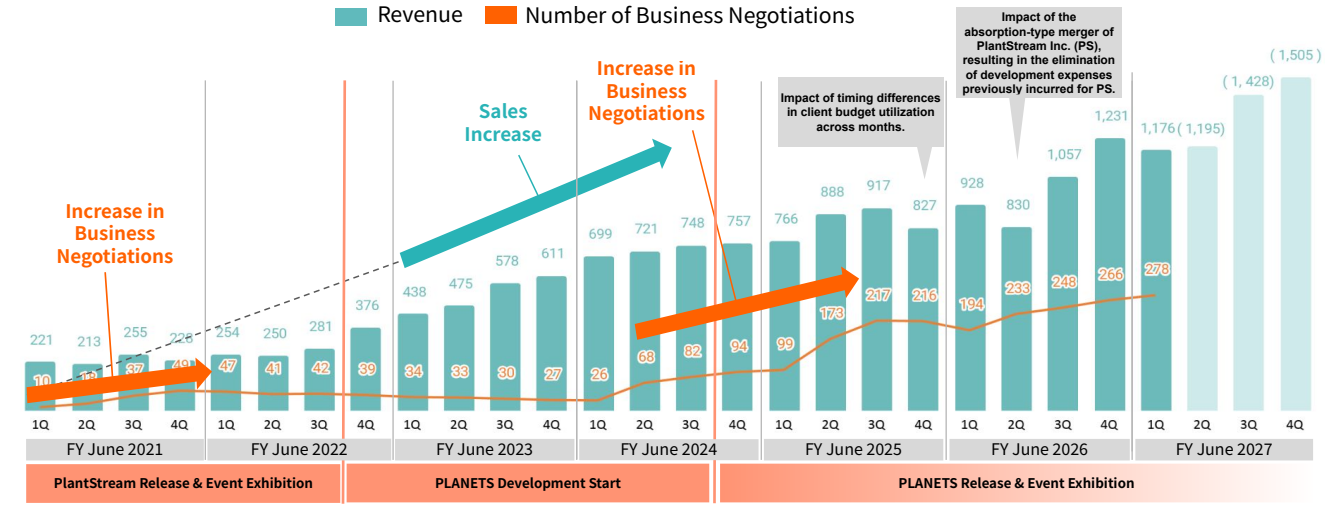

Note: Revenue from consulting services with low monetary materiality is omitted from the sales figures on this page.

Key Numerical Summary

Net Sales (1Q)

1.18 billion yen

vs. plan **102%**

YoY **127%**

Operating Profit Margin (Cumulative)

46.2%

Maintaining High Profitability

*The allocation method for SG&A expenses has been changed from this fiscal year. Using the previous fiscal year's allocation method, the operating profit margin would be 42.8% (37.8% in the same period of the previous fiscal year).

Duration of Ongoing Development

29.0 months

Copyright @ Arent,Inc.

3 Product Business (Segment 2)

Develop and sell in-house products.
Update and sell products acquired through M&A.

1 Performance Highlights

2 Company Overview

3 Business Model

- DX Business
- Product Business

4 Appendix



Copyright @ Arent,Inc.

Driving the Product Business through 3 Strategies

"Product Portfolio Strategy," "Direct Consulting Sales Strategy," and "AI Boost Strategy"

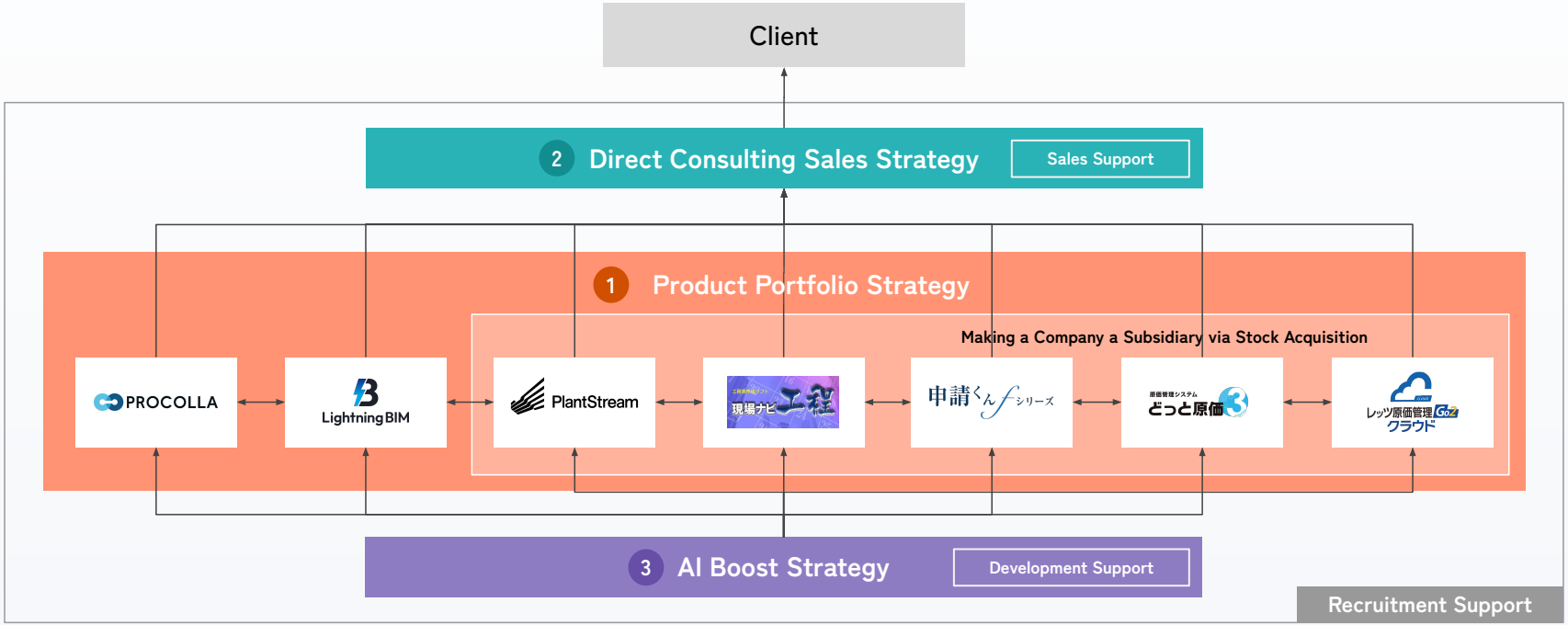

Copyright @ Arent,Inc.

Even individually, each strategy can deliver significant results, but combining them further accelerates business growth.



By implementing all three strategies simultaneously, we maximize results while ensuring business growth even in the event of unforeseen risks.

Copyright @ Arent,Inc.

The Arent Group aims to become the unparalleled construction DX platformer in Japan, leveraging its own product group.



We aim to improve overall industry productivity by linking excellent products from each field.

Copyright @ Arent,Inc.

4 Appendix

1 Performance Highlights

2 Company Overview

3 Business Model

- DX Business
- Product Business

4 Appendix



Copyright @ Arent,Inc.

The background behind the need for DX in the construction industry

We address low productivity resulting from the construction industry's use of legacy systems.
Leveraging Arent's technology, we promote BIM and SaaS adoption.

Trend

Promoting DX in the construction industry, where inefficiencies remain

Specific issues

Long working hours *1

Over 300 hours more than the all-industry average

Aging workforce *2

36% of the workforce is over 55, surpassing the average of all industries.

Legal policies *3

2023 — Start of BIM/CIM principle application

2024 — Work Style Reform Act takes effect

2026→2029 — BIM drawing review → BIM data review

Necessary measures

Legacy products need to be digitized and optimized through BIM/SaaS

+

Digitizing the tacit knowledge of skilled workers in response to the shortage of skilled workers

Our values

Our company can systematize the industry's tacit knowledge through technological expertise.

*1: Ministry of Health, Labor, and Welfare "Monthly Labour Survey" (2025), compiled by the Company.

*2: Japan Federation of Construction Contractors, 'Construction Industry Digital Handbook,' data updated July 2026.

*3: Ministry of Land, Infrastructure, Transport and Tourism, "Basic Concept for the Introduction of BIM Data Review in Building Confirmation and Inspection" (September 18, 2026)

Copyright @ Arent,Inc.

The Construction Industry Arent is Facing

The construction industry that Arent operates in is a massive 81 trillion yen market. *1
It is composed of niche areas where significant inefficiencies remain due to not being digitized through BIM/SaaS

POINT

1. The construction industry is a massive 81 trillion yen market
2. The industry consists of niche areas where significant inefficiencies remain due to the lack of digitization through BIM/SaaS
3. Some areas have already adopted BIM/SaaS
4. There are also highly profitable companies that have not yet digitized through BIM/SaaS
5. Develop BIM/SaaS-integrated products in collaboration with large enterprises seeking DX.
6. Expand BIM/SaaS integration to other sectors to enhance productivity.

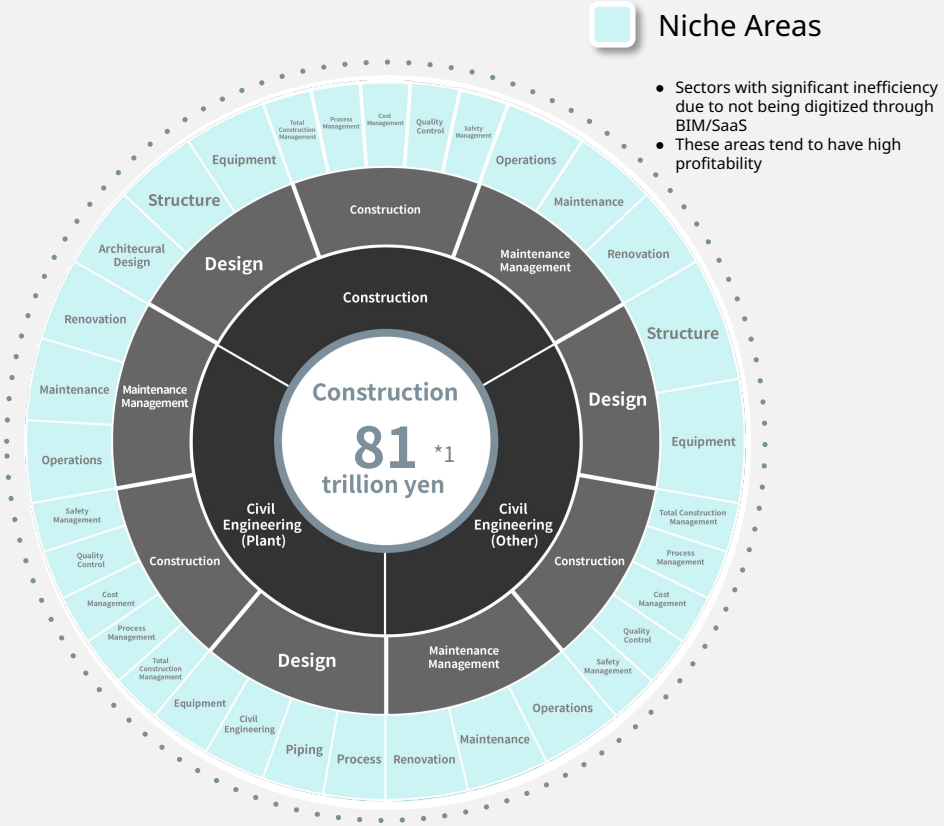

*1 Based on the 'FY2026 Construction Investment Outlook' by the Ministry of Land, Infrastructure, Transport, and Tourism (MLIT), General Policy Bureau, Information Policy Division, Construction Economy Statistics Survey Office.

*2 According to the Ministry of Land, Infrastructure, Transport and Tourism's Construction Industry Policy Council, plant construction is included as part of the construction industry. However, given its importance to the Company's business, it is presented as a separate category.

Copyright @ Arent,Inc.

State of the Construction Industry

The multi-layered subcontracting structure in the construction industry has complicated long-standing issues, making DX extremely difficult, which leads to a crisis where the tacit knowledge of craftsmen are disappearing.

Decline in Labor Productivity in the Construction Industry

The productivity of the construction industry is only about 60% of that of manufacturing.

In the construction industry, labor productivity has remained almost unchanged over the past 20 years, while manufacturing productivity is more than 1.6 times higher, making it an industry that has significantly lagged behind in digital transformation. One reason for this is the industry's multilayered structure, extending from general contractors to subcontractors.

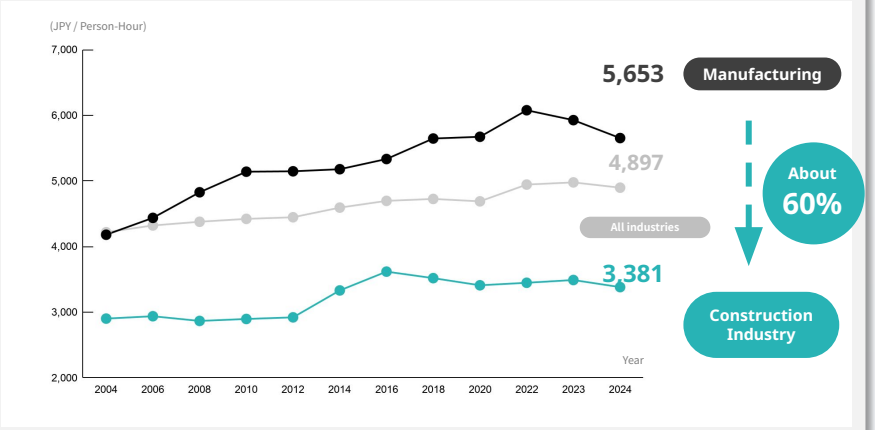

Source: Japan Federation of Construction Contractors, "Construction Industry Digital Handbook", updated June 2026

Progress of Aging of Construction Industry Workers

Aging is more pronounced compared to other industries

A key human resources challenge is that the proportion of construction workers aged 55 and over exceeds that of all industries. To promote the adoption of DX in the construction industry, it is important not only to deploy advanced technologies, but also to ensure that they can be readily used by anyone in the field.

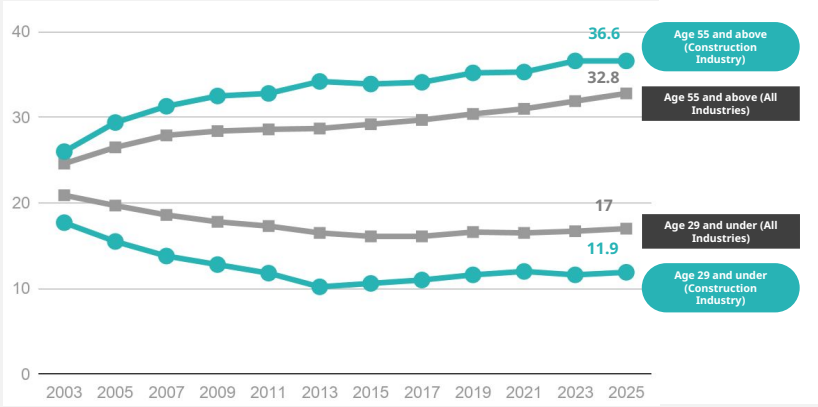

Source: Japan Federation of Construction Contractors, "Construction Industry Digital Handbook", updated July 2026

Copyright @ Arent,Inc.

Regulatory and Institutional Reforms Surrounding the Construction Industry

The demand for BIM usage in the construction industry is expected to grow further due to regulatory and institutional reforms, such as the application of BIM principles, overtime regulations, and BIM drawing reviews.

Application of BIM Principles (From 2023)

Legal reforms toward the normalization of BIM utilization

- The Ministry of Land, Infrastructure, Transport and Tourism aims to streamline construction production and maintenance processes and improve productivity through the use of BIM. Starting in 2023, BIM usage has been adopted as the norm for public projects, with plans to gradually expand its scope of applications.

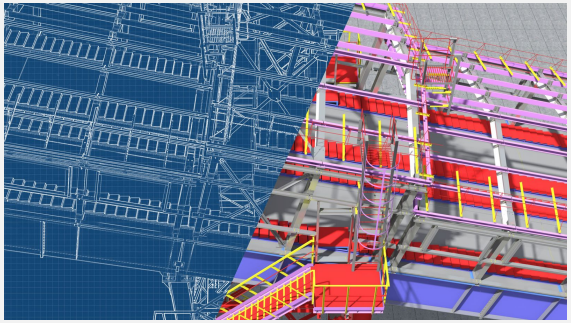

Overtime Regulations (From 2024)

Significant improvements in efficiency are necessary for productivity gains

- Regulation of the upper limit on working hours will begin in April 2024



BIM Drawing Review (From 2026 onwards)

Using BIM-generated drawing data in review applications

- Starting in spring 2026, review applications using BIM-generated drawing data will begin.
- Review applications will be streamlined by submitting BIM data aligned with the "input/output quality standards" along with the drawings created from it, as well as the designer's checklist.

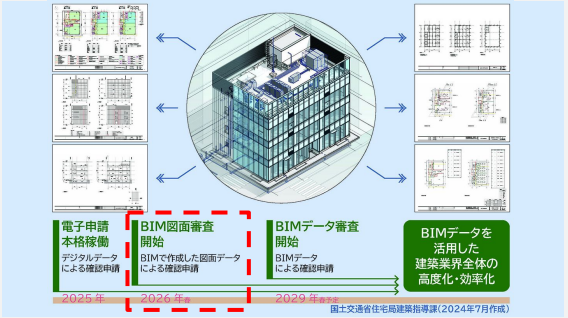

Copyright @ Arent,Inc.

Market Expansion Strategy

The proportion of IT investment in the construction industry is still low compared to other industries, leaving many challenges. As a result, it is a market expected to expand further in the future.

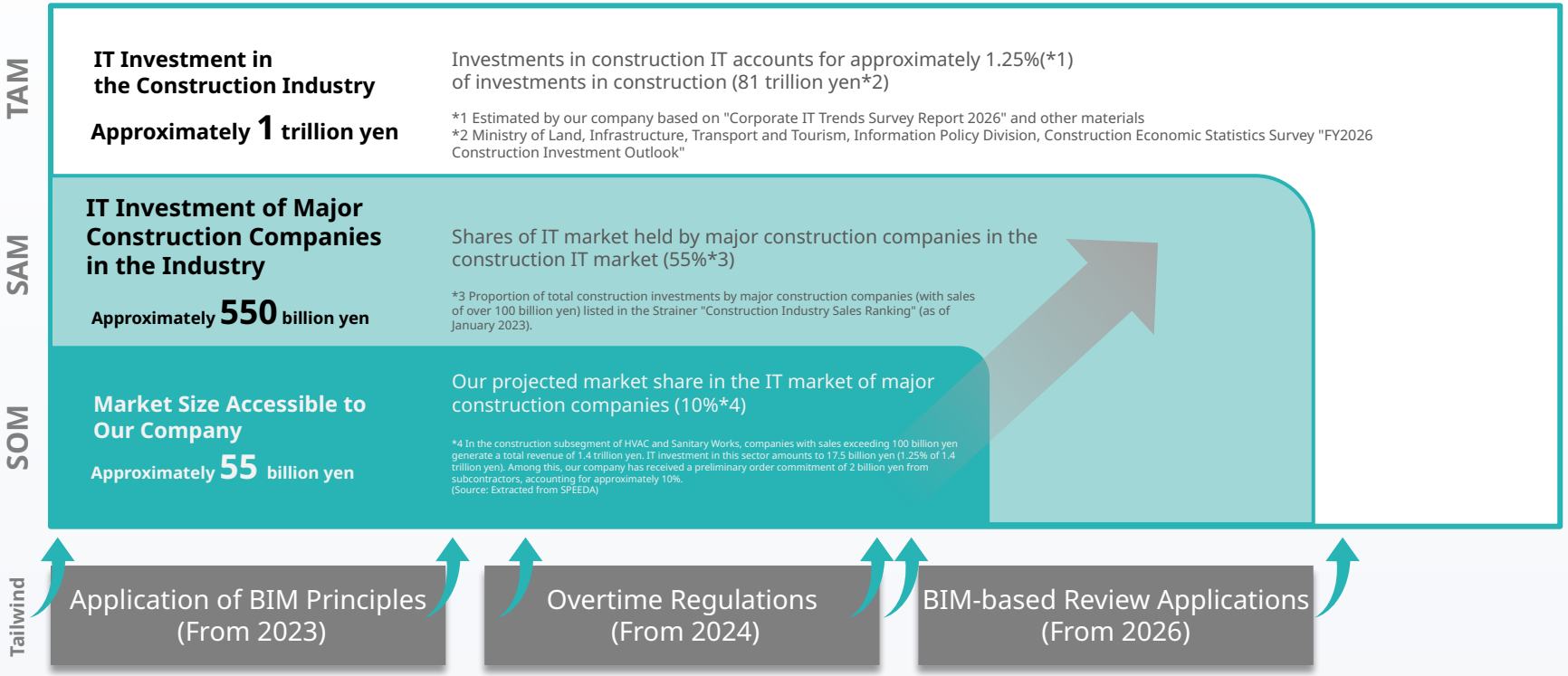

Copyright @ Arent,Inc.

Arent's Unique Ability to Handle Everything from Consulting to JV

With the know-how and technology gained from solving niche industry challenges, Arent can offer end-to-end services, from consulting to JV establishment, leveraging its agile development capabilities.

	Business Process			
	Consulting	System Development	Business Launch (Collaboration with Major Companies)	Business Operation (Collaboration with Major Companies)
ARENT	○	○	○	◎
Consulting Firms	○			○
SIer/System Development Companies		○		
Vendors/SaaS Companies		○	○	

Co-creation products are Arent's strength

Copyright @ Arent,Inc.

Comparison of BIM and 3D CAD Features

The difference between BIM and 3D CAD is that objects such as "roofs", "floors", "walls", and "windows" have individual architectural attribute information. This allows for easy estimation of construction costs, simplifies modifications, and enhances operational efficiency.

3D CAD

Computer-Aided Drafting / Building Visualization and Object Coordinates



Only Visualized Drawings / 3D Information



BIM

Content-based models & metadata

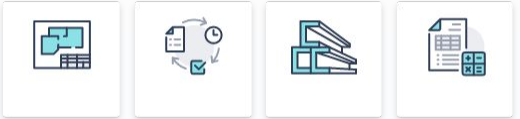

Includes not only 3D CAD data, but also materials, prices, and information about preceding and subsequent processes (attribute data)

✕ **None** Manual drawing creation results in a high dependence on individual expertise	Attribute Data	○ **Available** Attribute information such as material and price can be added for each part, including columns and walls.
Data management is handled separately by file formats and other criteria	Data Management	**Assignment and Management of Attribute Information** **(List generation from attribute information, etc.)** Directly attach and manage information (product number, dimensions, materials, performance, unit price, etc.) for objects such as walls, stairs, and columns
✕ **Time-consuming** →If design inconsistencies are found after creating the 3D model, all floor plans must be revised and reconstructed, resulting in significant workload and substantial costs.	Revision of Design Drawing	○ **Simple** Since attribute information is embedded in parts, modifying a single piece of data automatically updates all related data

Copyright @ Arent,Inc.

Towards a DX Platform for the Construction Industry

Regarding the Handling of This Document

- This notice is the English translation of the original Japanese document and is provided solely for information purposes.
- There is no assurance as to the accuracy of the English translation.
- In the event of any discrepancy between this translation and the Japanese original, the latter shall prevail.
- In preparing this document, the Company relies on the accuracy and completeness of third-party information such as statistical data that is available to us. However, we make no representations nor guarantees regarding its accuracy or completeness.
- This presentation may include forward-looking statements. These statements are based on information currently available to the Company and certain assumptions deemed reasonable, and the Company does not guarantee that the projected results will be achieved.
- Actual results may differ significantly from those expressed in these statements due to various factors, including changes in economic conditions, changes in customer needs and preferences, competition with other companies, and changes in laws and regulations.
- Additionally, information regarding matters or organizations outside our group is based on publicly available sources. Our group has not verified the accuracy or appropriateness of such publicly available information, nor do we guarantee their reliability.
- This document is created solely for informational purposes and is not intended as an invitation for the sale or purchase of securities in Japan, the U.S., or other regions.

Copyright @ Arent,Inc.