ALINCO INCORPORATED

Financial Results Briefing for the Second Quarter of the Fiscal Year Ending March 20, 2027

October 29, 2026

Stock code: 5933

https://alinco.co.jp/en/

Topics 2

FY3/27 Q2 Results 6

FY3/27 Forecast 15

Appendix Company Overview 27
Initiatives to Address Social Issues

Copyright © ALINCO. INC. All rights reserved.

Topic 1

◆ **Full-scale rollout of “Mirutag,” an RFID/NFC hybrid system for managing scaffolding materials**
We use dual-IC tags integrating RFID and NFC functions into a single tag to improve on-site efficiency and safety management

Mirutag

NFC

Check on site
Simplify inspections and safety checks
- Record pre-use inspections
- Lock out equipment from use
- Instantly view safety videos and individual equipment information





RFID

Read multiple tags at once
Streamline inventory checks and equipment check-in/check-out
- Batch read and write data from multiple tags remotely and without contact



Visualization

Item Management | Traceability | Centralized Safety Inspections

Copyright © ALINCO. INC. All rights reserved.

Topic 2

◆ **Co-developing "AI Estimation" (tentative title) with KK Generation Co., Ltd. to streamline scaffolding quantity estimation with AI**

Background and Challenges

- Calculating required quantities of scaffolding materials requires specialized knowledge and experience.
- Each project requires considerable time and effort, and estimation errors can lead to corrections and rework.

Objectives

Expertise in scaffolding design and quantity estimation × AI and drawing-processing technology

- **Improve efficiency and reduce workloads**
- **Reduce human error**
- **Standardize quality**

Workflow

STEP 1
Upload Drawings
Upload PDF drawing files to the system.

STEP 2
Analysis
AI automatically analyzes the drawings and recognizes the building structure.

STEP 3
Automatic Scaffolding Plan Generation
Arrange virtual scaffolding blocks on the floor plan to generate a scaffolding plan.

STEP 4
Automatic Quantity Estimation
Automatically calculate the quantities of scaffolding materials and export all data in a batch.

Key Features

1. AI specialized in industry expertise

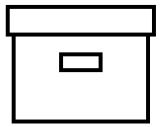

Combines accumulated specialized knowledge and quantity calculation logic with AI specifically for scaffolding estimation.

2. Streamlined estimation



Significantly reduces working time by using AI to automatically recognize information previously checked manually.

3. Automatic estimation using virtual blocks

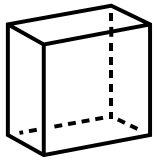

Assigns virtual scaffolding blocks in plan view to structural shapes recognized by AI and automatically calculates the quantities of materials required for scaffolding plans.

Future Plans

We will conduct testing in actual operating environments, aiming for a market launch around spring 2027.

Copyright © ALINCO. INC. All rights reserved.

Topic 3

◆ Obtained DX Certification

On August 1, 2026, our company was certified as a DX-Certified Business Operator under the DX Certification Program established by the Ministry of Economy, Trade and Industry.
Building on this certification, we will further strengthen our IT infrastructure and develop human resources to support our next stage of growth and enhance corporate value.

About the DX Certification Program

Under the Act on the Promotion of Information Processing, a national certification system for companies that address the basic matters of the Digital Governance Code and are recognized as pursuing DX

DX認定

Our DX Promotion Structure

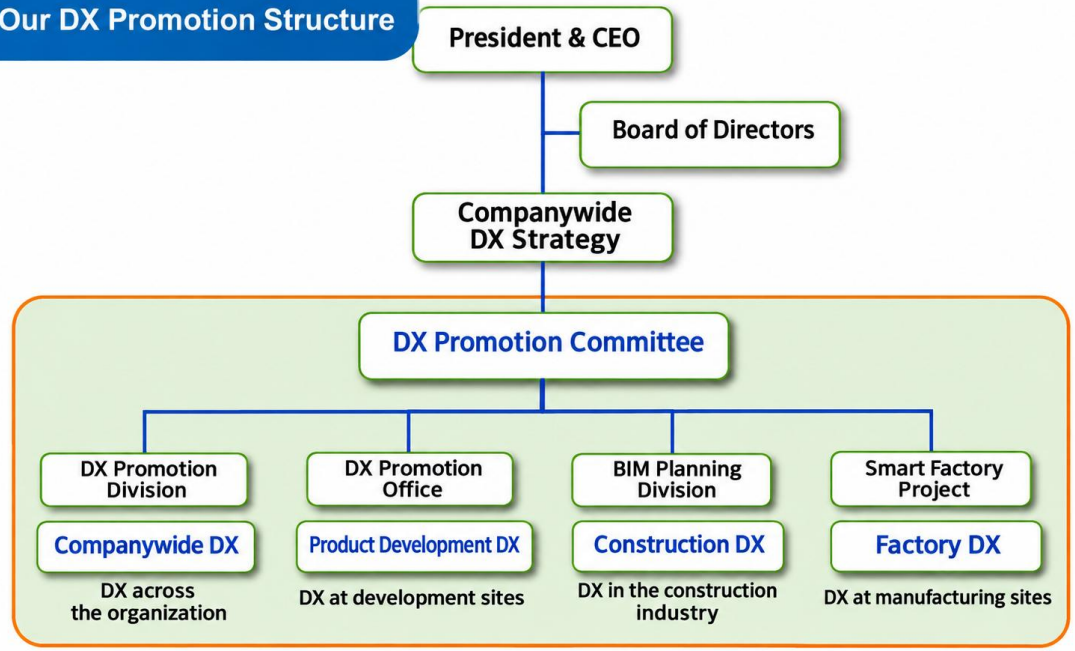

Our DX Strategy https://alinco.co.jp/ir/dx_policy/

Copyright © ALINCO. INC. All rights reserved.

Topic 4

◆ New Scaffolding Board Production Line at the Hyogo Plant

We invested approximately 800 million yen to add an automated production line for scaffolding boards with hooks at our Hyogo Plant (Tamba City, Hyogo Prefecture), a major production base for scaffolding materials. The line began full-scale operations in August 2026, establishing **a stable and responsive supply system** to meet demand from large-scale projects, including redevelopment in the Tokyo metropolitan area and integrated resorts (IR).



Scaffolding boards with hooks

Improving Production Efficiency and Creating a Better Working Environment

The new line, approximately 100 meters long, handles **the entire production process** from feeding coiled materials to stacking finished products. Spot welding by industrial robots reduces maintenance time and **improves workability and the working environment.**





Expanded Production Capacity and Future Outlook

The new line has achieved **approximately 25% higher production capacity** than the existing line. Production at the plant remains very strong. We will progressively upgrade and improve existing equipment to further enhance **productivity across the plant** and continue building a system that responds accurately and promptly to customer needs.

Copyright © ALINCO. INC. All rights reserved.

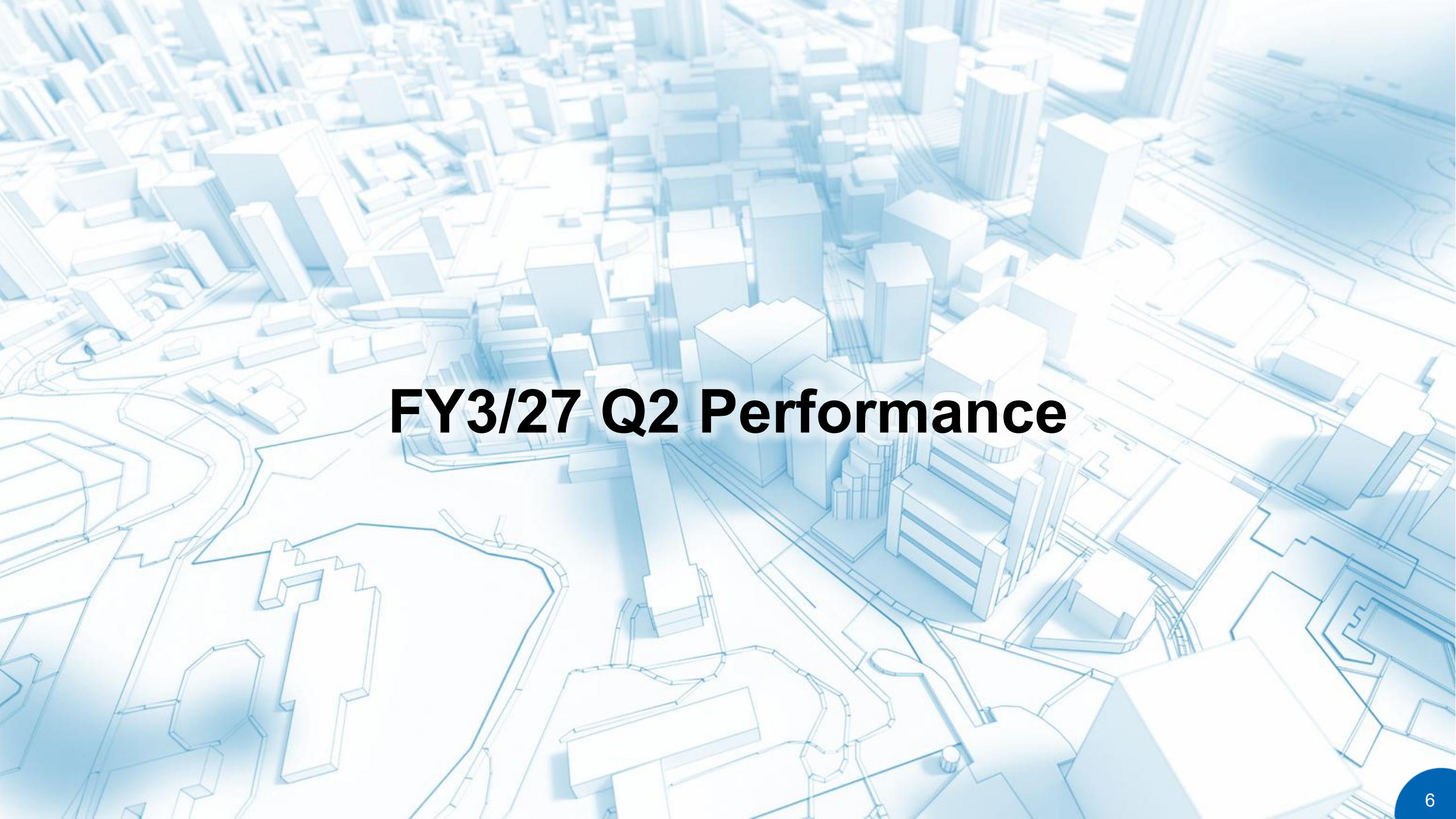

FY3/27 Q2 Performance

Key Points of FY3/27 Q2 Performance

		YoY	
Net sales	33,024 million yen	+1,275 million yen	(+4.0%)
Operating profit	1,407 million yen	+151 million yen	(+12.0%)
Ordinary profit	1,317 million yen	-104 million yen	(-7.4%)
Profit attributable to owners of parent	897 million yen	-21 million yen	(-2.4%)

- Net sales increased YoY, reflecting closer collaboration between **sales and rental operations for scaffolding materials** in our core business, as well as strengthened initiatives to expand **collaboration among business divisions** and create new business opportunities through the Sales Headquarters established on March 21.
- Operating profit increased YoY, supported by **solid net sales in the core business.**
- Ordinary profit decreased, partly due to a 247 million yen YoY decline in the **valuation of foreign currency-denominated assets** and other items.
- Profit attributable to owners of parent remained at approximately the same level as the previous year.

Copyright © ALINCO. INC. All rights reserved.

FY3/27 Q2 Consolidated Results

✓ Net sales and operating profit increased YoY and met the Q2 forecasts.

✓ Ordinary profit and profit attributable to owners of parent decreased YoY and fell short of the Q2 forecasts.

(Millions of yen)

	FY3/25 Q2	FY3/26 Q2	FY3/27 Q2		FY3/27 Q2 Forecasts	
	Results (% to sales)	Results (% to sales)	Results (% to sales)	YoY change (Pct. change)	Forecasts (% to sales)	Achievement rate
Net sales	30,822 (100.0%)	31,748 (100.0%)	**33,024 (100.0%)**	+1,275 (+4.0%)	32,700 (100.0%)	101.0%
Operating profit	1,313 (4.3%)	1,256 (4.0%)	**1,407 (4.3%)**	+151 (+12.0%)	1,400 (4.3%)	100.5%
Ordinary profit	1,474 (4.8%)	1,421 (4.5%)	**1,317 (4.0%)**	-104 (-7.4%)	1,500 (4.6%)	87.8%
Profit attributable to owners of parent	1,029 (3.3%)	918 (2.9%)	**897 (2.7%)**	-21 (-2.4%)	960 (2.9%)	93.4%

Note: Amounts are rounded down to the nearest million yen.

Copyright © ALINCO. INC. All rights reserved.

FY3/27 Q2 Segment Information

- ✓ Closer collaboration between sales and rental operations for scaffolding materials in the core business drove YoY increases in both sales and profits in the Construction Materials and Scaffolding Material Rental segments, with both exceeding their Q2 forecasts.
- ✓ In the Construction Materials segment, net sales increased as customers accelerated procurement of scaffolding materials amid concerns over supply constraints stemming from the situation in the Middle East.
- ✓ The Home Equipment and Electronic Equipment segments recorded YoY declines in both sales and profits and fell short of their Q2 forecasts.

(Millions of yen)

Upper: Sales Lower: Segment profit	FY3/25 Q2	FY3/26 Q2	FY3/27 Q2		FY3/27 Q2 Forecasts	
	Results	Results	Results	YoY change	Forecasts	Achievement rate
Construction Materials	12,495 1,328	12,955 1,009	**14,352** **1,569**	+10.8% +55.5%	12,900 1,310	111.3% 119.8%
Scaffolding Material Rental	9,025 759	8,827 577	**9,313** **696**	+5.5% +20.5%	9,300 490	100.1% 142.1%
Home Equipment	6,896 -256	7,265 -79	**6,807** **-415**	-6.3% –	7,710 -190	88.3% –
Electronic Equipment	2,404 -325	2,700 -239	**2,550** **-358**	-5.6% –	2,790 -210	91.4% –
Adjustment	– -31	– 153	**–** **-174**	– –	– 100	– –
Consolidated Total	30,822 1,474	31,748 1,421	**33,024** **1,317**	+4.0% -7.4%	32,700 1,500	101.0% 87.8%

Copyright © ALINCO. INC. All rights reserved.

Note: Amounts are rounded down to the nearest million yen.

FY3/27 Q2 Changes in Sales by Segment

- ✓ In the Construction Materials Segment, net sales increased, driven by higher sales resulting from the expansion of the user base adopting the new ring lock ALBATROSS system (ALBATROSS).
- ✓ In the Scaffolding Material Rental Segment, all divisions performed well despite delays in construction starts and project progress caused by the situation in the Middle East. In particular, sales from event-related rentals increased compared with the previous fiscal year, as concerts and other events were rescheduled to earlier dates to avoid the extreme summer heat, while adverse weather conditions had no impact on operations.
- ✓ In the Home Equipment Segment, sales of brown rice storage refrigerators and elevated work platforms and other products for work in high places offered by subsidiary SIP Co., Ltd. remained solid, as in the previous fiscal year. However, overall segment sales declined due to lower sales of fitness-related products amid weakening consumer sentiment caused by rising prices. For fitness equipment, we are stepping up efforts to expand our sales channels from the traditional home-use market into the commercial market.
- ✓ In the Electronic Equipment Segment, sales of wireless communication devices for business applications, which our company has been actively promoting, increased. Sales of wireless communication devices also grew, supported by replacement demand for digital fire service radio systems. Meanwhile, sales in the printed wiring board business operated by a subsidiary declined due to the impact of ongoing revisions to order prices.

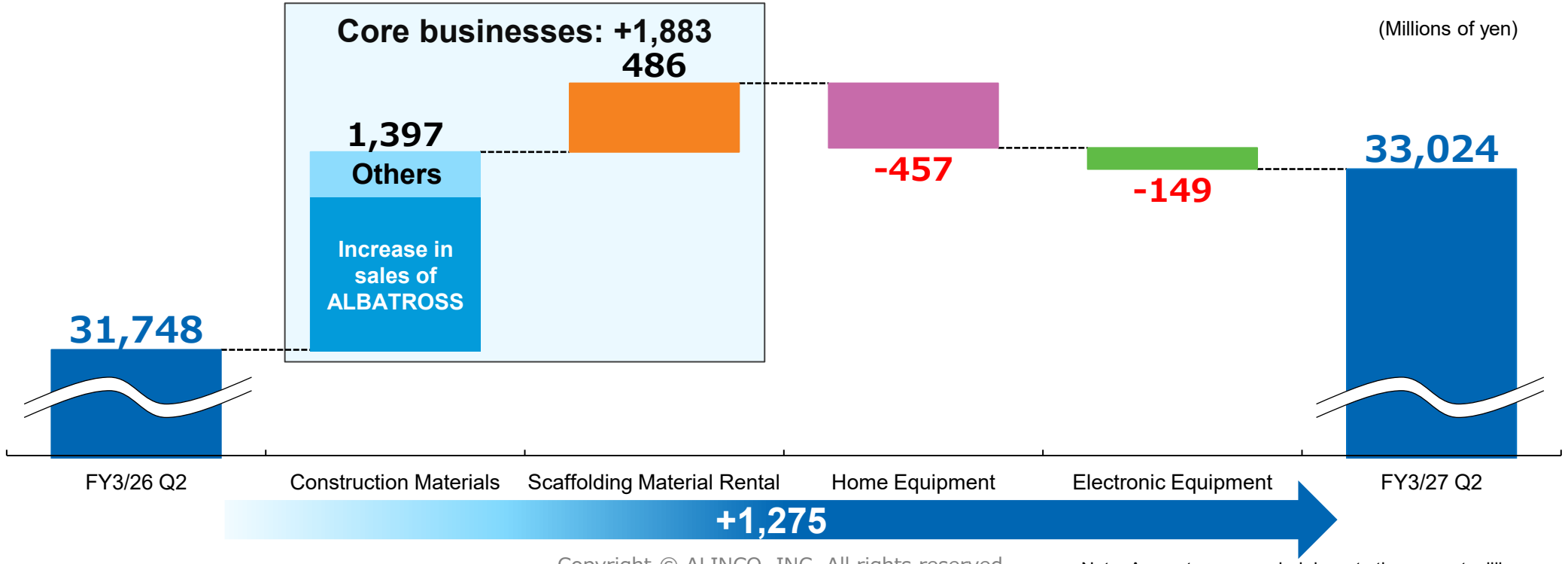

Copyright © ALINCO. INC. All rights reserved.

Note: Amounts are rounded down to the nearest million yen.

FY3/27 Q2 Changes in Ordinary Profit

- ✓ In the Construction Materials Segment, profit increased due to higher net sales driven by increased sales of ALBATROSS.
- ✓ In the Scaffolding Material Rental Segment, depreciation increased as we continued to actively invest in rental assets in response to the shift among scaffolding material rental companies “from purchasing to renting”. Nevertheless, profit increased, reflecting higher net sales and efforts to raise rental unit prices.
- ✓ Profit decreased in both the Home Equipment and Electronic Equipment segments due to lower sales.
- ✓ Ordinary profit decreased by 104 million yen YoY due to foreign exchange losses arising from the valuation of foreign currency-denominated assets.

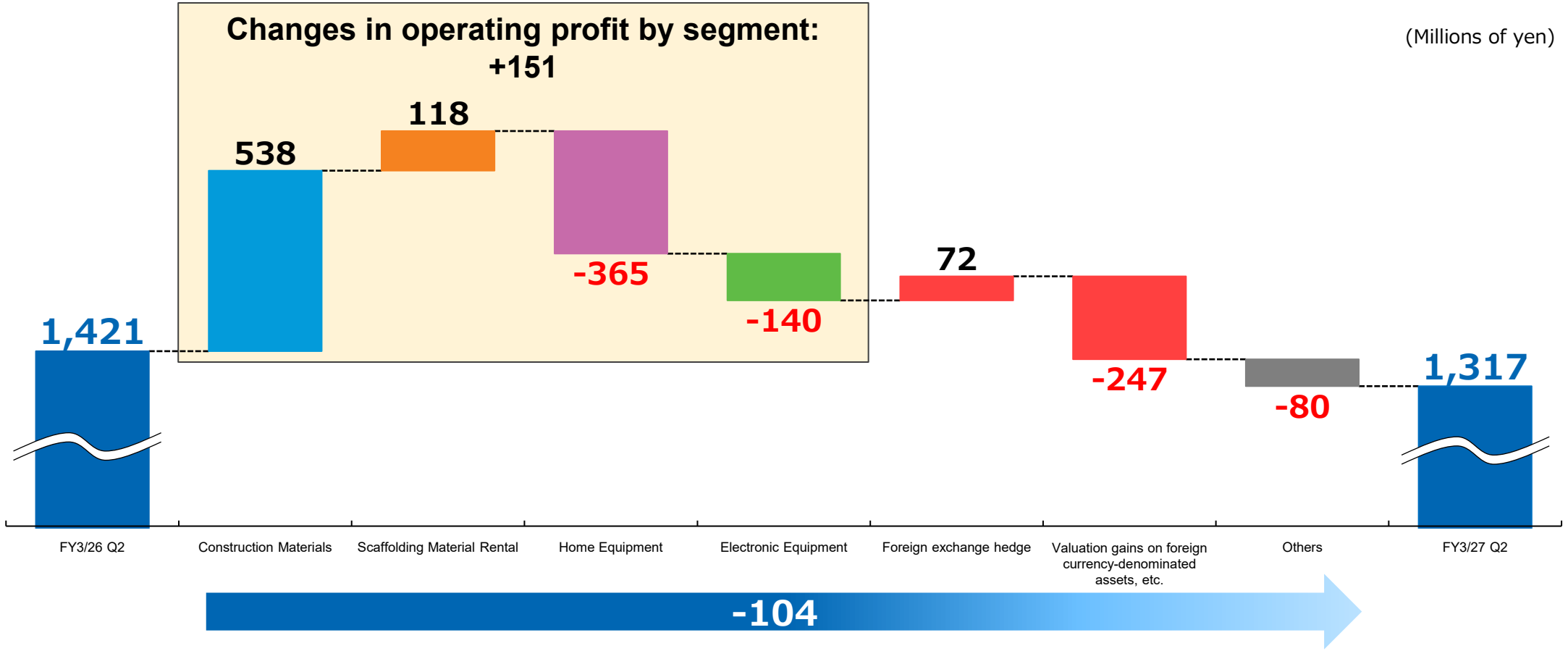

Copyright © ALINCO. INC. All rights reserved.

Note: Amounts are rounded down to the nearest million yen.

[Reference] USD/JPY Exchange Rate Trend

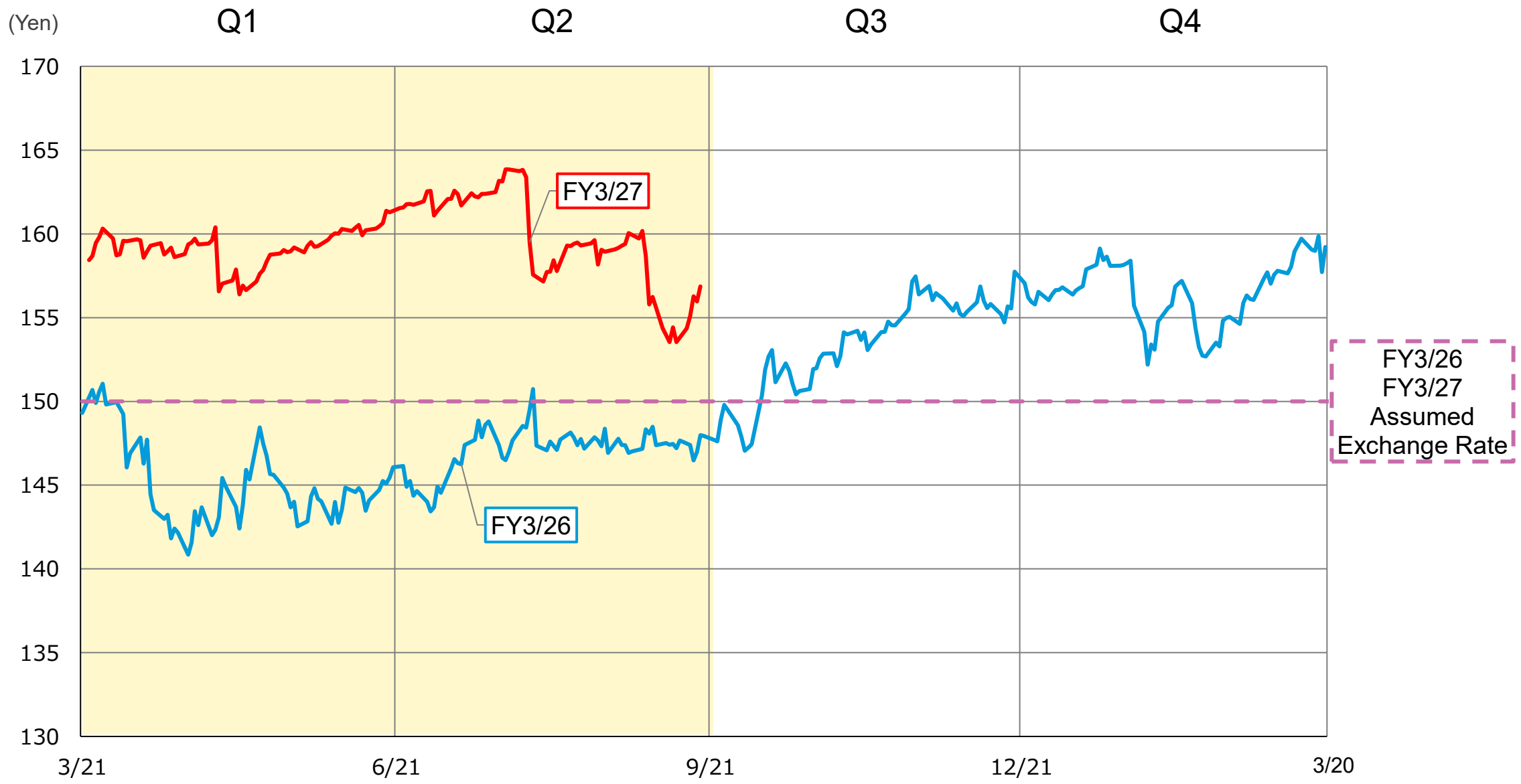

Copyright © ALINCO. INC. All rights reserved.

[Reference] USD/JPY Exchange Rate Trend (FY3/22–FY3/27)



Copyright © ALINCO. INC. All rights reserved.

FY3/27 Q2 Consolidated Balance Sheet

(Millions of yen)

	FY3/26	FY3/27 Q2	
	Results (Comp.)	Results (Comp.)	Vs. previous fiscal year-end (Pct. change)
Current assets	42,966 (58.6%)	**46,085 (60.1%)**	+3,119 (+7.3%)
Non-current assets	30,316 (41.4%)	**30,554 (39.9%)**	+237 (+0.8%)
Total assets	73,282 (100.0%)	**76,639 (100.0%)**	+3,356 (+4.6%)
Current liabilities	22,194 (30.3%)	**23,412 (30.5%)**	+1,217 (+5.5%)
Non-current liabilities	17,530 (23.9%)	**19,635 (25.6%)**	+2,105 (+12.0%)
Total liabilities	39,724 (54.2%)	**43,048 (56.2%)**	+3,323 (+8.4%)
Net assets	33,557 (45.8%)	**33,591 (43.8%)**	+33 (+0.1%)
Total liabilities and net assets	73,282 (100.0%)	**76,639 (100.0%)**	+3,356 (+4.6%)
Equity ratio	45.8%	**43.8%**	-2.0pt.
Debt equity ratio	0.81x	**0.92x**	–

Major factors
(Millions of yen)

Current assets

Notes and accounts receivable – trade	+1,754
Electronically recorded monetary claims - operating	+664

Non-current assets

Investment in rental assets	+1,047
Depreciation of rental assets	-577

Net assets

Profit attributable to owners of parent	+897
Dividends paid	-439
Acquisition of treasury shares	-601

Note: Amounts are rounded down to the nearest million yen.

Copyright © ALINCO. INC. All rights reserved.

FY3/27 Forecasts

FY3/27 Consolidated Business Forecasts

✓ Progress toward the full-year forecasts has been steady for net sales, reaching 50.7%, while profit measures are slightly behind pace.
✓ The core business is expected to remain solid in the second half, as in Q2, driving both sales and profits.
✓ We will continue focusing on improving profit margins through price revisions.

(Millions of yen)

	FY3/25 Results (YoY change)	FY3/26 Results (YoY change)	FY3/27 Forecasts (YoY change)	FY3/27 Progress	
				Q2 Results (% to sales)	Progress rate
Net sales	61,601 (+6.4%)	62,632 (+1.7%)	65,200 (+4.1%)	33,024 (100.0%)	50.7%
Operating profit	2,196 (+23.2%)	2,212 (+0.8%)	3,000 (+35.6%)	1,407 (4.3%)	46.9%
Ordinary profit	2,678 (-7.0%)	2,777 (+3.7%)	3,200 (+15.2%)	1,317 (4.0%)	41.2%
Profit attributable to owners of parent	1,959 (-1.4%)	1,753 (-10.5%)	2,150 (+22.6%)	897 (2.7%)	41.7%

Note: Amounts are rounded down to the nearest million yen.

Copyright © ALINCO. INC. All rights reserved.

FY3/27 Business Forecasts by Segment

- ✓ In the Construction Materials segment, our flagship ALBATROSS product is expected to continue driving sales, as it did in Q2.
- ✓ In the Scaffolding Material Rental segment, construction start delays caused by material shortages in Q2 are gradually being resolved. We will also continue raising rental rates to improve profit margins.
- ✓ In the Home Equipment segment, we are implementing price revisions in stages to address rising aluminum prices, a key raw material, and yen depreciation.
- ✓ In the Electronic Equipment segment, replacement demand for firefighting radio systems remains solid, while the radio rental business is gradually moving into full-scale operation. We are also implementing price revisions to address rising semiconductor prices.

(Millions of yen)

Upper: Net sales Lower: Segment profit	FY3/25 Results	FY3/26 Results	FY3/27		FY3/27 Progress	
			Forecasts	YoY change	Q2 Results	Progress rate
Construction Materials	24,565 2,212	24,674 1,971	25,140 2,390	+1.9% +21.3%	14,352 1,569	57.1% 65.6%
Scaffolding Material Rental	18,001 1,407	17,881 1,269	18,760 1,160	+4.9% -8.6%	9,313 696	49.6% 60.0%
Home Equipment	13,973 -523	14,456 -363	15,390 -270	+6.5% –	6,807 -415	44.2% –
Electronic Equipment	5,061 -534	5,620 -441	5,910 -280	+5.2% –	2,550 -358	43.1% –
Adjustment	– 115	– 340	– 200	– –	– -174	– –
Consolidated Total	61,601 2,678	62,632 2,777	65,200 3,200	+4.1% +15.2%	33,024 1,317	50.7% 41.2%

Copyright © ALINCO. INC. All rights reserved. Note: Amounts are rounded down to the nearest million yen.

Construction Investment (Nominal Value Trend)

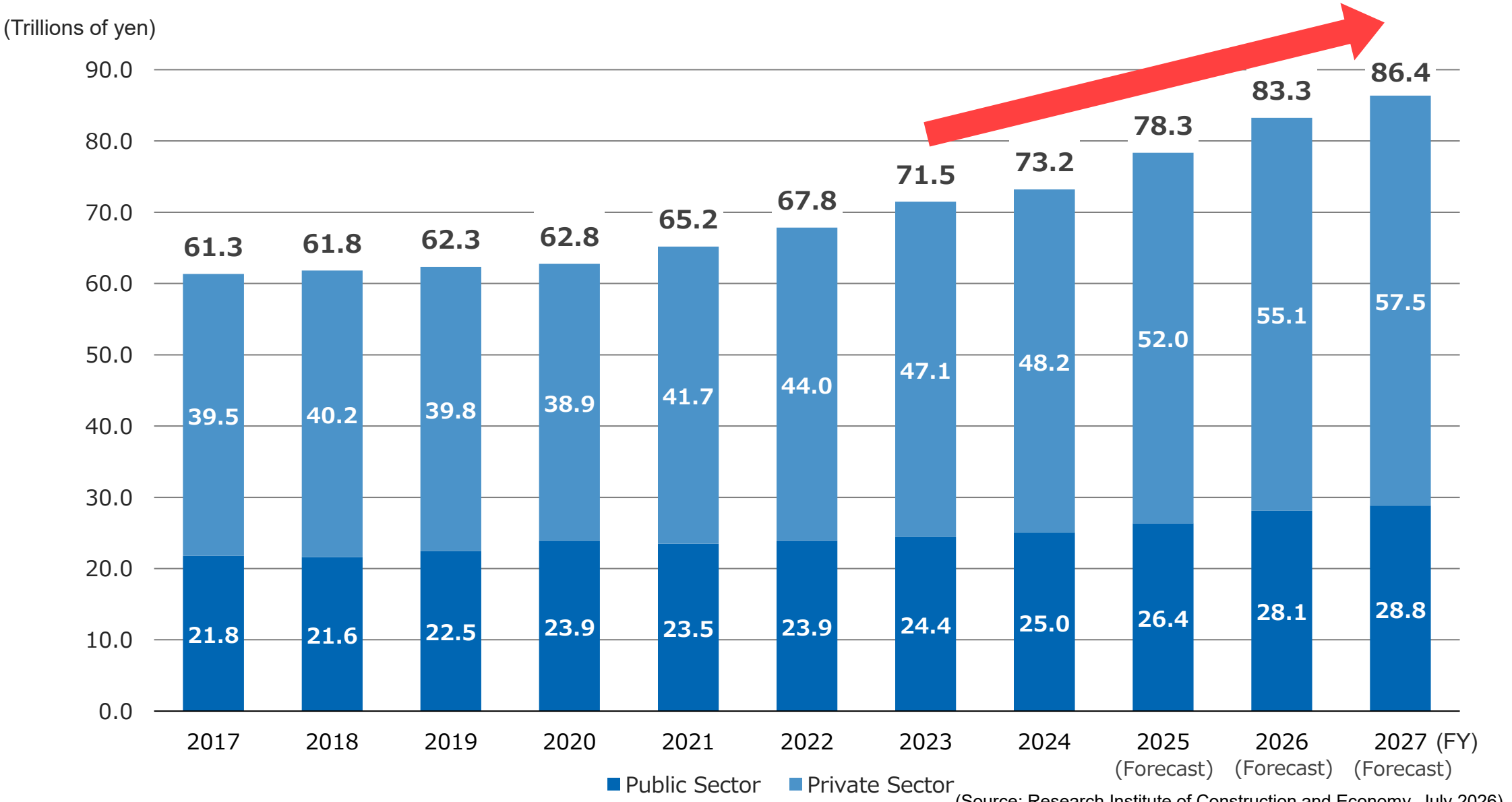

(Source: Research Institute of Construction and Economy, July 2026)

Copyright © ALINCO. INC. All rights reserved.

Trends in Sales Since Establishment

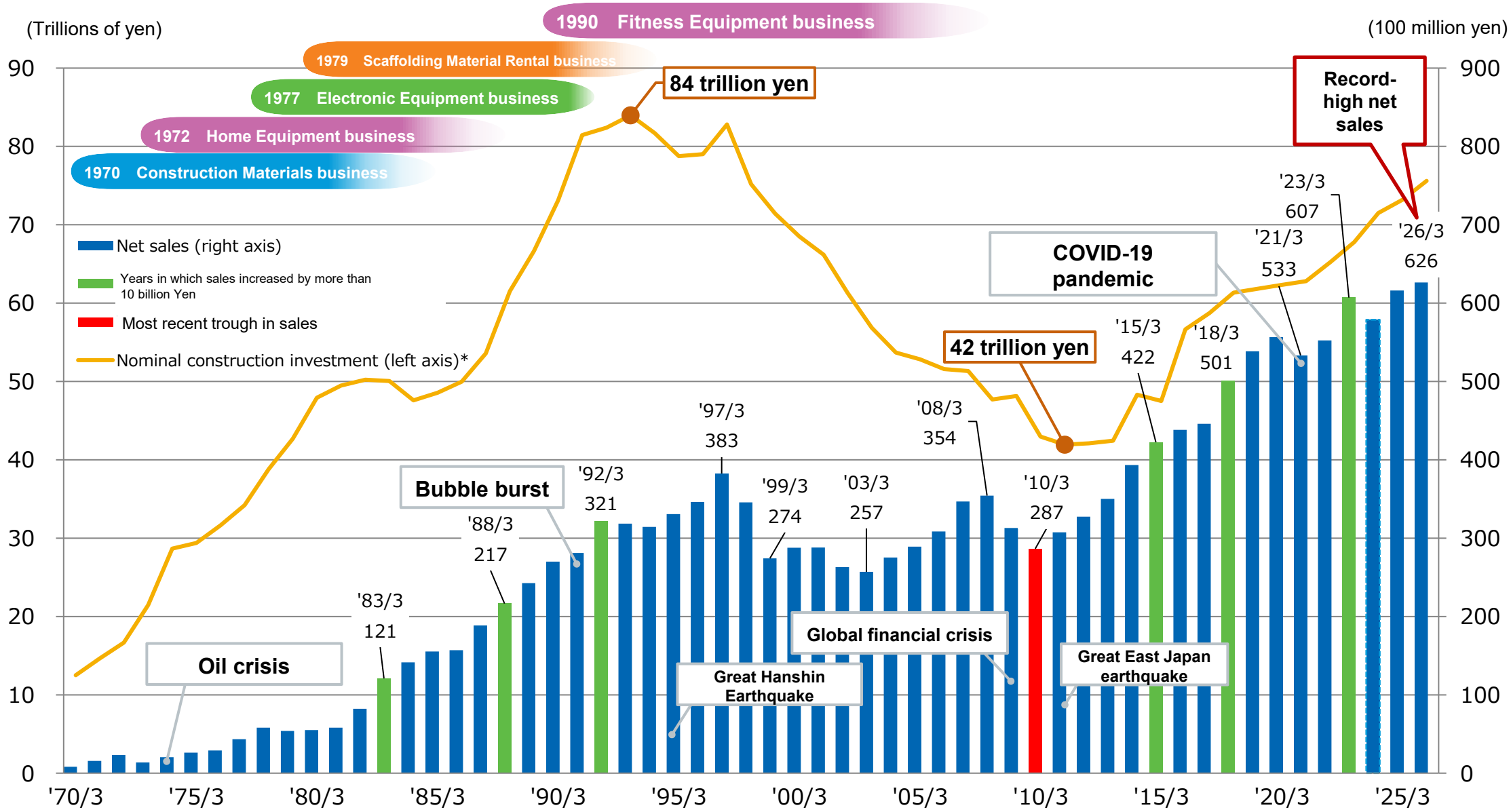

Copyright © ALINCO. INC. All rights reserved.

*Source: “Fiscal 2024 Construction Investment Outlook”, Ministry of Land, Infrastructure, Transport and Tourism

Investment Amounts in Medium-term Business Plan

- ✓ We will continue proactively investing in rental assets in response to the shift from purchasing to renting among scaffolding equipment rental companies.
- ✓ We will continue strengthening investment in human capital and DX.

(100 million yen)	Previous Medium-Term Business Plan (FY3/22–FY3/24)	Medium-term Business Plan 2027 (FY3/25-FY3/27)			
	Result	Plan	Result (FY3/25 - FY3/27 Q2)	Progress rate to the plan	
Rental assets	66.6	**70**	56.6	80.9%	● Active investment to expand the market share of ALBATROSS
New product development / Productivity improvement and capacity expansion	35.6	**55**	57.3	104.2%	● Investment in development to increase the added value of products ● Investment to improve equipment center maintenance capabilities ● Investment to automate the manufacturing processes
M&A activities	31.6	**30**	2.8	9.3%	● Perform M&A and form alliances with companies which have influence in niche markets to create synergies with our business
Human capital/ DX investment	1.1	**10**	10.1	101%	● Recruit individuals with advanced professional skills ● Streamlining of internal systems, development of data platforms, automation and labor saving of operations
Total	134.9	**165**	126.8	76.8%	

Copyright © ALINCO. INC. All rights reserved.

Note: Amounts are rounded down to the nearest 10 million yen.

Status of Investments by Year

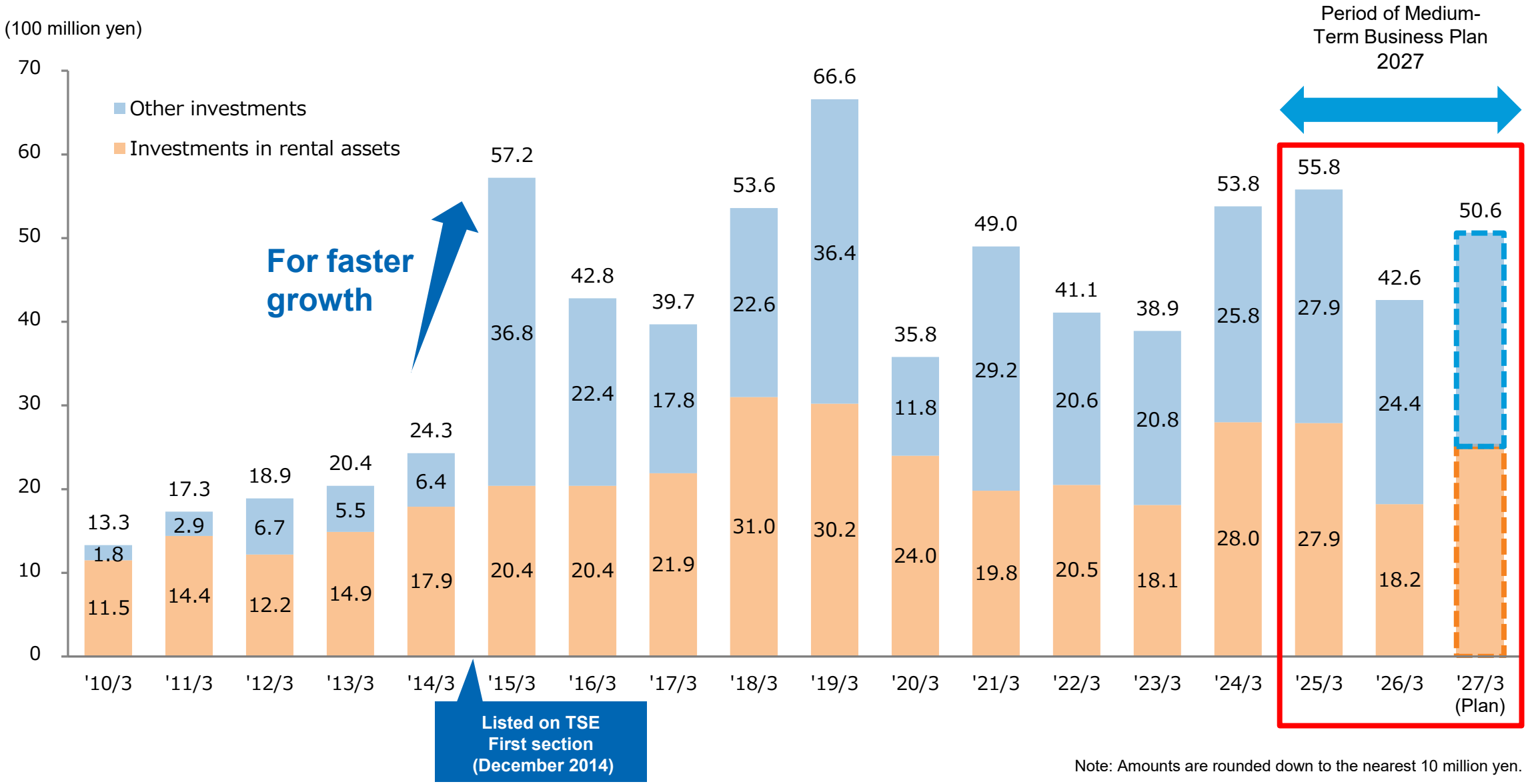

Note: Amounts are rounded down to the nearest 10 million yen.

Copyright © ALINCO. INC. All rights reserved.

FY3/27 Annual Dividend Forecast

✓ Basic Policy for Profit Distribution

We regard the return of profits to shareholders as one of our most important management issues.

Our basic policy is to maintain stable dividends, **targeting a consolidated dividend payout ratio of 40%.**
We will continue to consider **treasury share acquisition** as appropriate as a means of responding flexibly to changes in share price and the business environment, while also supporting capital policy initiatives and enhancing shareholder returns.
As announced on April 3, 2024, in the Medium-Term Business Plan 2027, we have introduced a **progressive dividend policy** during the plan period, which, in addition to the existing policy, aims to increase the dividend per share in line with profit growth, using the previous year's dividend as the minimum level, while also taking into account past dividend performance.

✓ FY3/27 Dividends of Surplus

In accordance with the basic policy on profit distribution stated above, we plan to pay an annual dividend of 45 yen per share for FY3/27, representing a 1-yen increase from the previous fiscal year. This reflects both the commitment to achieving a 40% consolidated payout ratio and the implementation of the progressive dividend policy.

		FY3/25	FY3/26	**FY3/27**
Annual dividend (Yen)	Interim	21.00	22.00	22.00
	Year-end	22.00	22.00	(E) 23.00
	Total	43.00	44.00	(E) 45.00
Dividend payout ratio (%)		43.5	50.1	(E) 41.8

Copyright © ALINCO. INC. All rights reserved.

Shareholder Return and Dividend Policy

- ✓ We are committed to the basic policy of paying a stable dividend with **a consolidated payout ratio of 40%** as the target.
- ✓ We will adopt a **progressive dividend policy** during the Medium-Term Business Plan 2027 period (FY3/25 to FY3/27), ensuring that dividends per share will not fall below the previous year's level and will grow in line with profit growth.
- ✓ **Treasury share acquisition** has been underway since May 7, 2026.

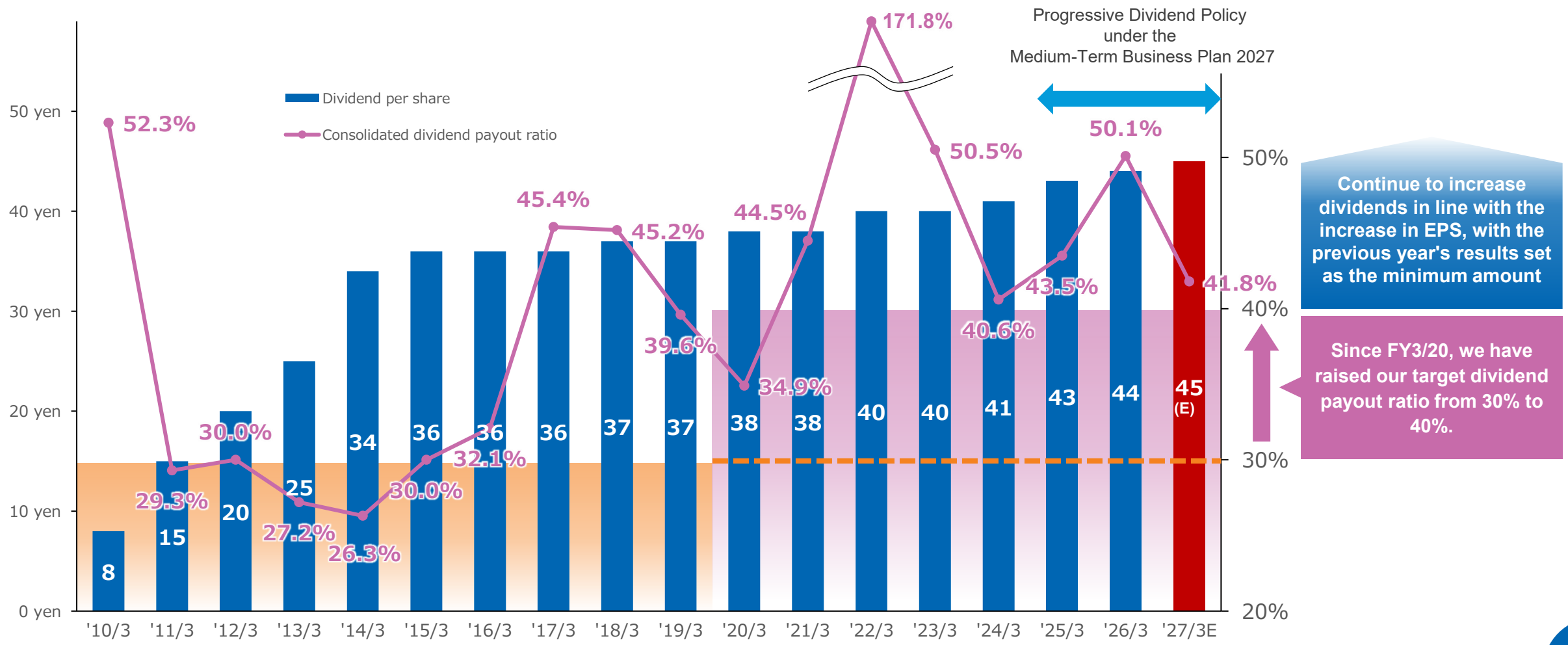

Continue to increase dividends in line with the increase in EPS, with the previous year's results set as the minimum amount

Since FY3/20, we have raised our target dividend payout ratio from 30% to 40%.

Copyright © ALINCO. INC. All rights reserved.

Status of Treasury Share Acquisitions

At its Board of Directors meeting held on May 1, 2026, the Company resolved to acquire treasury shares as outlined below.

- Details of the resolution on the acquisition of treasury shares at the Board of Directors meeting held on May 1, 2026
  - Type of shares to be acquired: Common shares of the Company
  - Total number of shares to be acquired: 1,100,000 shares (maximum) (5.5% of total shares outstanding, excluding treasury shares)
  - Total acquisition cost of shares: 1,000,000,000 yen (maximum)
  - Acquisition period: From May 7, 2026 to April 27, 2027
  - Acquisition method: Market purchases on the Tokyo Stock Exchange

➢ **Cumulative treasury shares acquired (as of September 30, 2026)**

- **Total number of shares acquired: 586,400 shares (53.3% of the maximum number of shares)**
- **Total acquisition cost: 629,865,600 yen (63.0% of the maximum acquisition amount)**

Copyright © ALINCO. INC. All rights reserved.

Changes in Share Price

Closing share price: ¥1,009 (as of October 28, 2026)

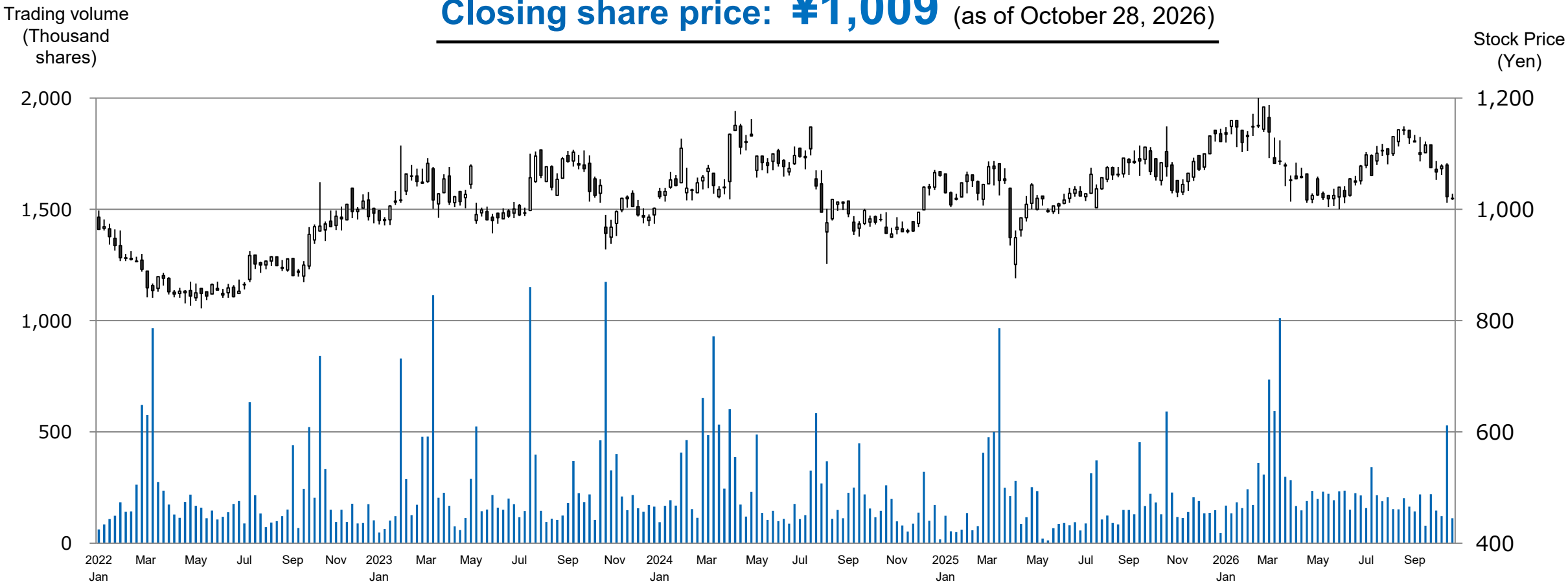

Dividend yield (Forecast)	Price book-value ratio (P/B Ratio)	Price earnings ratio (P/E Ratio)
4.46%	0.58 times	9.27 times

Copyright © ALINCO. INC. All rights reserved.

Source: Yahoo! JAPAN Finance



Company Overview

Basic Information

Company name	ALINCO INCORPORATED
Listed exchange	Tokyo Stock Exchange, Prime (From April 4, 2022)
Foundation	September 1938
Establishment	July 4, 1970
Number of employees	Consolidated: 1,486; Non-consolidated: 781
Capital	¥6,361 million
Number of shares outstanding	21,039,326 shares
Total assets	¥71,884 million
Group companies	19 (Japan: 10; China: 3; Thailand: 3; Vietnam: 1; Indonesia: 2)
Fiscal period	March 21 – March 20
Accounting standards	Japanese GAAP

Copyright © ALINCO. INC. All rights reserved.

(As of September 20, 2026)

History

1938	Inoue Tekkousho started operating in Osaka as a manufacturer of bicycle parts and Other products
1970	Established Inoue Tekkou Co., Ltd.
1983	Changed company name to ALINCO INCORPORATED
1993	**Listed on the Osaka Securities Exchange, Second Section**
2003	**Established a subsidiary in China for the production of aluminum products**
2006	**Listed on the Tokyo Stock Exchange, Second Section**
2012	**Established a subsidiary in Thailand for the production and rental of scaffolding**
2014	**Established a subsidiary in Indonesia** **Listed on the Tokyo Stock Exchange, First Section**
2015	Opened the Tokyo Head Office, creating a dual head office structure Expanded the Hyogo No. 2 Factory to increase production capacity **Acquired SIP Co., Ltd.** a manufacturer of mobile elevating scaffolding
2016	**Acquired STS Co., Ltd.**, a manufacturer of surveying and laser equipment **Established a local subsidiary in the Socialist Republic of Vietnam**
2017	**Acquired Sofuku Koki Co., Ltd. (51% of equity),** a manufacturer of logistics products
2018	**Acquired Showa Bridge Sales Incorporated,** a manufacturer of aluminum bridges
2020	**Made Sofuku Koki a wholly owned subsidiary**
2021	**Acquired HIGASHI ELECTRONICS INDUSTRY CO., LTD. (now ALINCO E-TECH Co., Ltd.),** a manufacturer of printed circuit boards **Acquired Uekin Co., Ltd.,** an integrated manufacturer covering processes from metal die fabrication to stamping processes
2022	**Stock listing was moved to the Prime Market** due to the reorganization of the markets of the Tokyo Stock Exchange

Copyright © ALINCO. INC. All rights reserved.

Management Policy and Business Segments

Management Policies

To be the Leading Company in Niche Markets

Core businesses

Construction Materials

New ring lock ALBATROSS system

Share in the medium/high-rise building market — **No.1**

Adoption rate among major general contractors — **No.1**

Number of items handled — **No.1**





Aluminum protective shelf/hanging scaffold

Market share — **No.1**





Scaffolding Material Rental

Business development in collaboration with the construction materials business

Home Equipment

Aluminum elevating equipment

Share in the mass retailer — **No.1**





Elevated work platforms and other products for work in high places



Home fitness equipment

Market share — **No.1**





Agricultural equipment





Fitness supplies





Commercial fitness equipment





Electronic Equipment

Specified low-power wireless communication devices
Wireless communication devices option

Number of items — **No.1**





Digital fire alarm receiver
In-vehicle digital simplified wireless communication devices

Market share — **No.1**





Copyright © ALINCO. INC. All rights reserved.

Difference Between the New Ring Lock ALBATROSS System and Frame Scaffolding

ALBATROSS is a next-generation scaffolding system designed to replace conventional frame scaffolding.

New Scaffolding (ALBATROSS)

Composed by combining independent components such as posts, advance guardrails, and ledgers, which are connected using wedges.

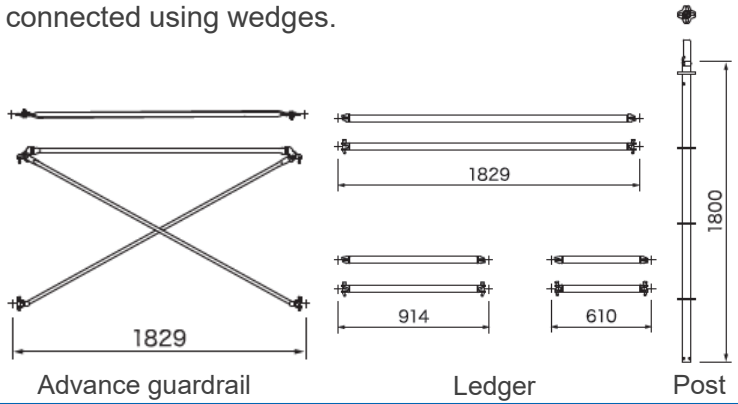

Significantly improved workability, reducing labor costs

Scaffolding Installation Cost Comparison (Based on data from a major rental company in 2015)

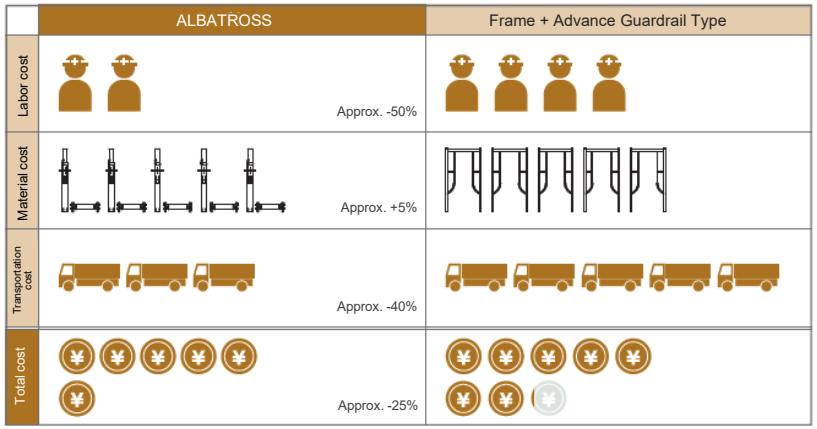

* Figures may vary depending on site conditions.

Expanded working space

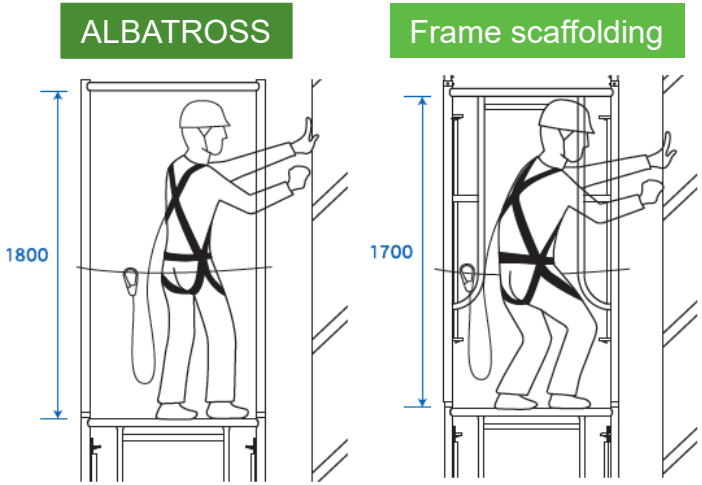

Conventional frame scaffolding

Constructed by stacking square frames that are fastened together with pipes and clamps.

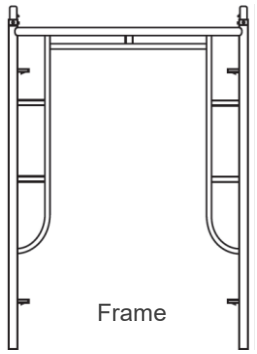

The production volume of frames peaked at 541,000 units in 2014 and has since declined rapidly, with very limited production remaining today.

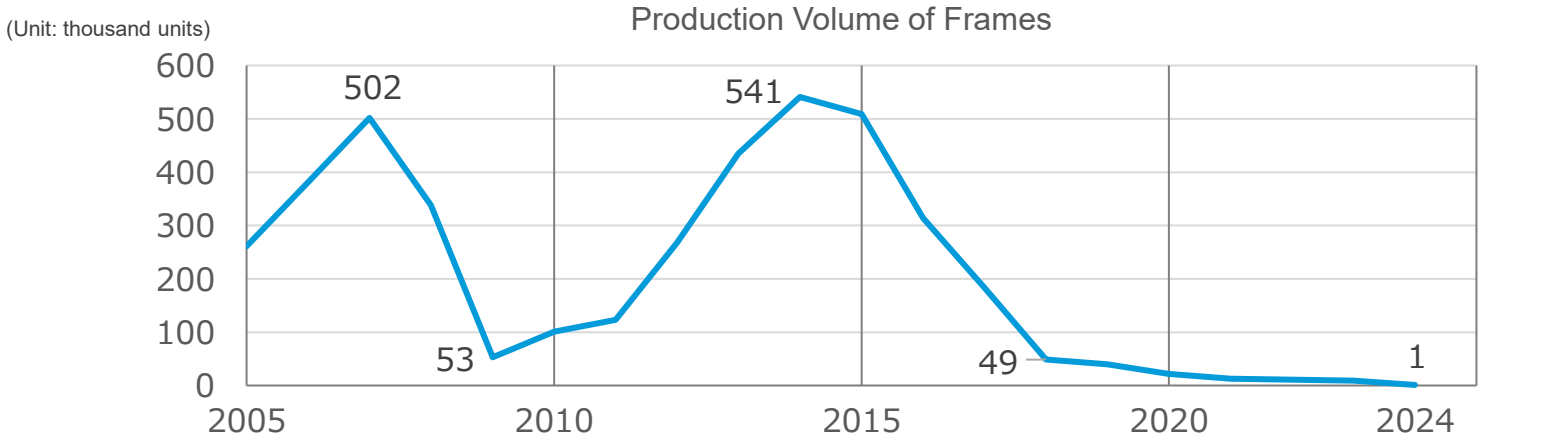

Source: Japan Temporary Construction Equipment Association, “Temporary Construction Safety Monthly”

Copyright © ALINCO. INC. All rights reserved.

Efforts to Address Social Challenges

Identification of Materialities

We will achieve sustainable growth and increase corporate value over the medium to long term, while contributing to the realization of a sustainable society through our products and services.

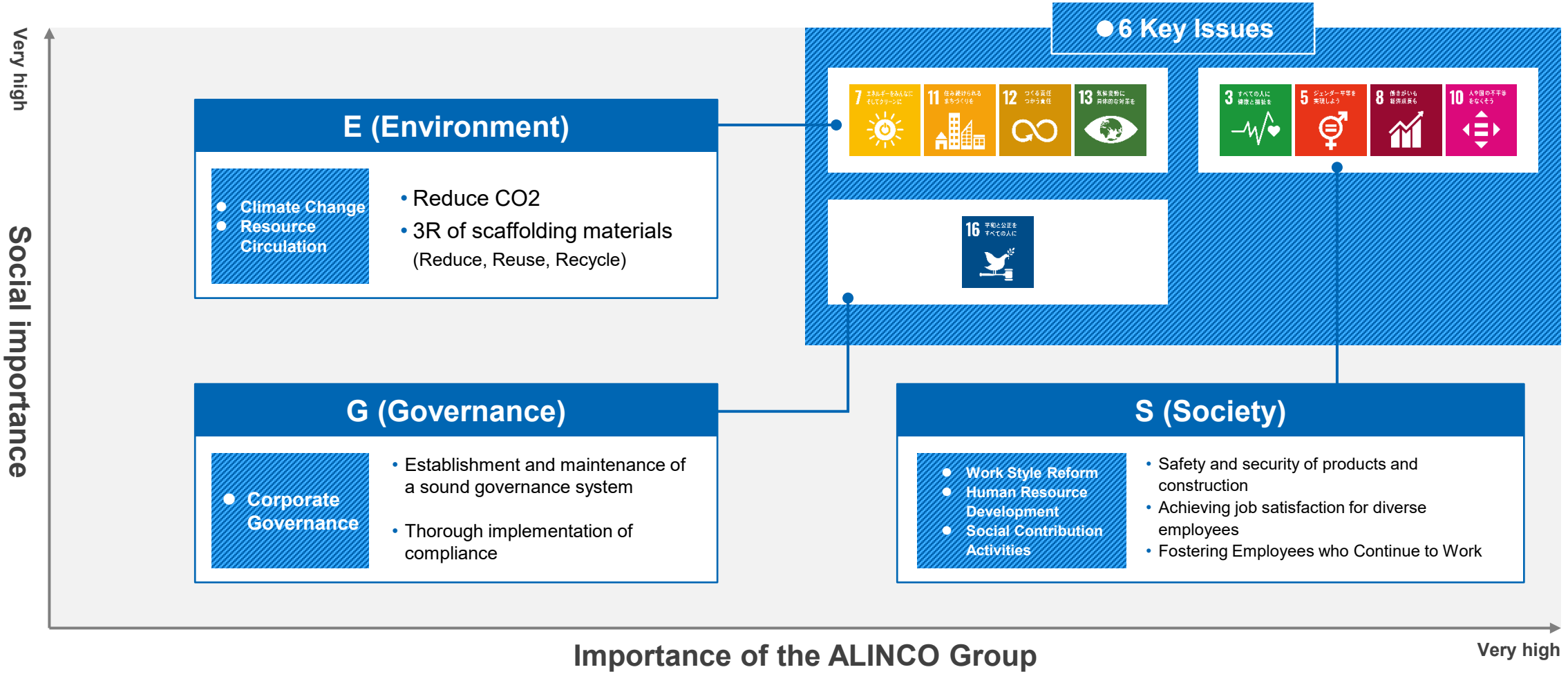

ALINCO Group's basic management philosophy: "Contribution to Society", "Development of the Company", and "Growth of Employees"

Copyright © ALINCO. INC. All rights reserved.

Our Specific Approaches to Realize a Sustainable Society

	E (Environment)	S (Society)	G (Governance)
Key management issues	**Climate Change and Resource Circulation**	**Work Style Reform and Human Resource Development** **Social Contribution Activities**	**Corporate Governance**
Major approaches	**Reducing CO2 emissions through business activities** ✓ Calculating group-wide CO2 emissions ✓ Promote the introduction of renewable energy at major business sites **Contributing to resource circulation through scaffolding materials sales and rental businesses** ✓ Contributing to the reduction of environmental impact by effectively utilizing limited resources Maintenance / Rental / Scaffolding Material Rental / Return	**"Work Style Reform"** ✓ Flexible operation of working hours ✓ Enhancement of support system for balancing work and childcare and nursing care ✓ Recruiting diverse human resources to pass on technologies and strengthen competitiveness ✓ Expansion of education and training ✓ Promotion of health management 2026 健康経営優良法人 KENKO Investment for Health 大規模法人部門 ハタラクエール2026 福利厚生推進法人 **Supporting social activities for the next generation** ✓ Support for youth development through sports and other activities ✓ Promotion of community-based sports activities	**Thorough implementation of compliance** ✓ Disseminating awareness through regular training and questionnaires **Enhancing whistleblower system** ✓ Establishment and operation of an external contact point that ensures anonymity and includes business partners **Internal management system** ✓ 3 organizations under the direct control of the president collaborate organically to achieve both sustainable growth and contributions to a sustainable society • **Executive Officers' Meeting:** Execution of business in accordance with the business policies of the Board of Directors • **Risk Management Committee:** Management and supervision of risk inspection, evaluation, countermeasures, etc. • **Sustainability Committee:** Identify important issues and promote initiatives

Copyright © ALINCO. INC. All rights reserved.

Social Contribution Activities

Youth development support activities

All-Japan Junior Hardball Baseball Federation
(Young League)

B.LEAGUE PREMIER “Osaka Evessa”
Osaka Mayor’s Cup Mini Basketball Tournament
ALINCO CUP

GAMBASSIST



Children's invited performance
"Kokoro no Gekijo“
Osaka Prefecture performance

Promotion and development of local sports

©VVN

Japan Professional Football League
V. Varen Nagasaki

© FE NAGOYA

B.LEAGUE ONE
“Fighting Eagles Nagoya”

Activities to support the independence of people with disabilities

Paralym Art®
障がい者アートを応援しています

Paralym Art ®, the Organization for the Promotion of Self-reliance of People with Disabilities

Donations to various organizations

- Japan Shogi Association
  Construction of Kansai Shogi Hall (Takatsuki city, Osaka prefecture)
- The Japanese Red Cross Society
  Funding Healthcare for COVID-19 Infections

Hometown tax donation program

- Offering Takatsuki City's hometown tax return gifts
- Donated radio transceivers to Tsuruoka City, Yamagata Prefecture, through the corporate hometown tax donation program.

Copyright © ALINCO. INC. All rights reserved.

Disclaimer

This presentation is not a disclosure document in accordance with the Financial Instruments and Exchange Act and ALINCO does not guarantee that this information is accurate or complete.

Forward-looking statements contained in this document are based on information currently available and are subject to numerous uncertainties, including market conditions and the competitive environment.

Investors are asked not to reach investment decisions by using this presentation alone. ALINCO assumes no responsibility whatsoever concerning any loss resulting from the use of this presentation.

Contact: General Accounting and Control Division, Investor Relations Department

Yodoyabashi Dai Building, 4-4-9 Koraibashi, Chuo-ku, Osaka City

E-mail: alinco-ir@alinco.co.jp

Copyright © ALINCO. INC. All rights reserved.