TSE Prime | Securities Code 5957

Quarterly Report Q3 for the fiscal year ending December 2026

Nov 12th, 2026

NITTOSEIKO CO., LTD.

NITTOSEIKO

Taking new steps forward together

目次

1. Financial Highlights Q3 for the Fiscal Year Ending December 2026

2. Overview of Results by Segment

3. Forecast for the Fiscal Year Ending Dec 31, 2026

4. Appendix.

1.Financial Highlights Q3 for the Fiscal Year Ending December 2026

Summary of Financial Results

(Unit : Mil Yen / %)

NITTOSEIKO

	FY2025/3Q		FY2026/3Q		YoY	
	Amount	Ratio(%)	Amount	Ratio(%)	Amount change	& Change
Net sales	**35,998**	**100.0**	**38,070**	**100.0**	**2,071**	**5.8**
Cost of goods sold	27,400	76.1	28,838	75.7	1,437	5.2
Gross Profit	**8,597**	**23.9**	**9,232**	**24.3**	**634**	**7.4**
SG&A expenses	6,381	17.7	6,409	16.8	28	0.4
Operating Profit	**2,215**	**6.2**	**2,822**	**7.4**	**606**	**27.4**
Ordinary Profit	**2,127**	**5.9**	**2,803**	**7.4**	**675**	**31.7**
Net Profit attributed to shareholders of the parent company	**1,283**	**3.6**	**1,791**	**4.7**	**508**	**39.7**
Net Profit per share (yen)	35.39		49.35			

Main points

Net Sales

+5.8%

- In the Fastener Business, sales for the automobile sector remained strong in China and India, and domestic sales related to ADAS (Advanced Driver Assistance Systems) also performed well. Although sales for game consoles declined due to production adjustments, sales for home appliances in SE Asia remained strong, partly due to the transfer of production from China.
- In the Assembly Machine Business, while growth in the core automobile business was sluggish domestically due to factors such as the suspension of EV development and a slowdown in model changes, capital investment remained strong overseas, driven by increased sales of hybrid vehicles in the U.S. sales increased, supported by growth in data center-related business and sales of large-scale equipment for general-purpose engines.
- Although the Control System Business saw a slowdown in initial sales of PFAS-related products in the environmental sector, sales increased due to a large-scale project for the petrochemical industry in the energy sector.

Operating Profit

+27.4%

- In addition to higher sales and an increase in high-value-added products for the automobile and data center sectors, SG&A expenses decreased YoY due to the recognition of 302 million yen in M&A-related expenses in the previous FY, resulting in higher profits.

Summary of Financial Results - Net Sales

(Unit : Mil Yen)

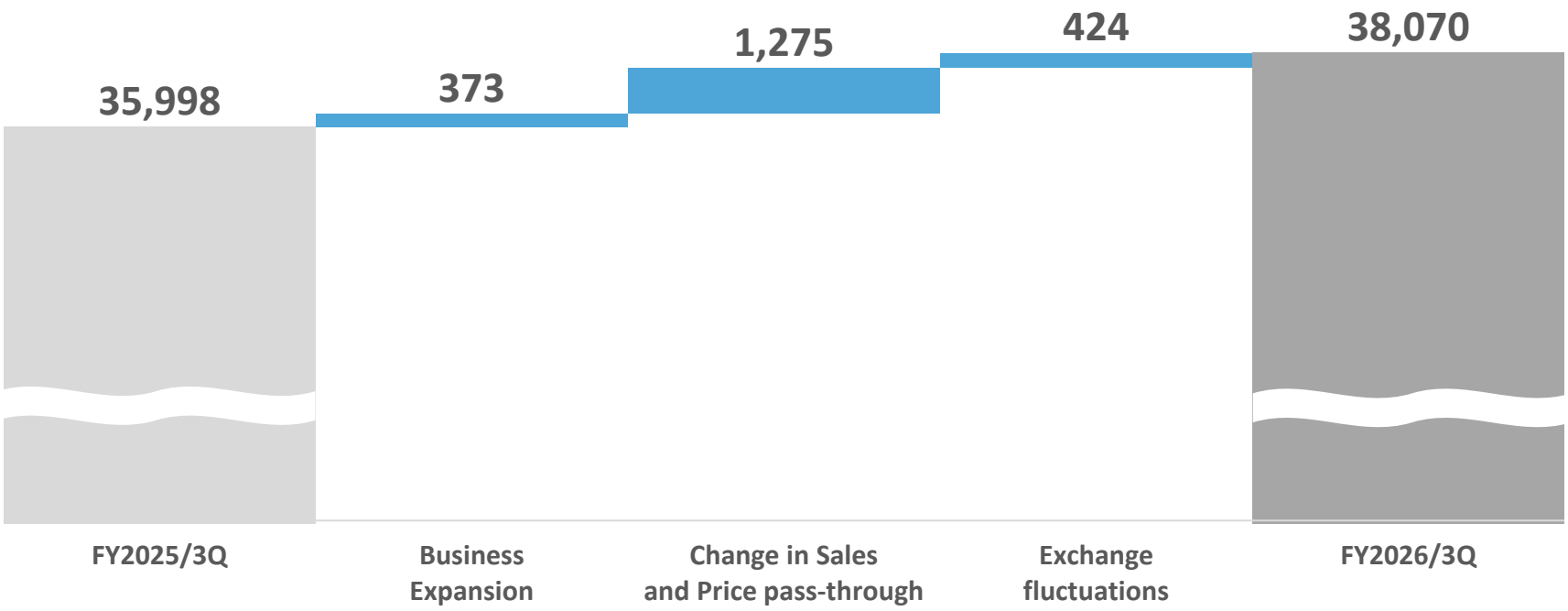

Change in Net Sales by Segment

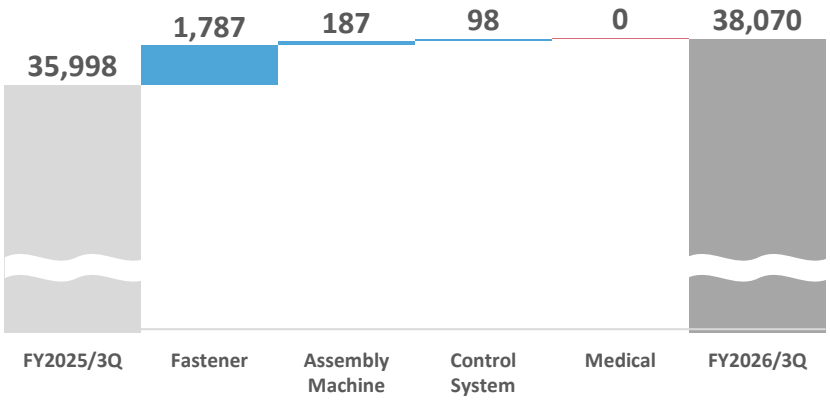

Business Expansion

Sales of automobiles and motorcycles in India contributed to sales.

Change in Sales

Sales of fastener products for the automobile sector in China, CASE-related products for the domestic automobile market, and home appliances in SE Asia are performing well.
A major project in the petrochemical sector in the Control System Business also contributed to sales.
Demand for generative AI—including applications for data centers—is also growing across multiple segments.

Summary of Financial Results - Operating Profit

(Unit : Mil Yen)

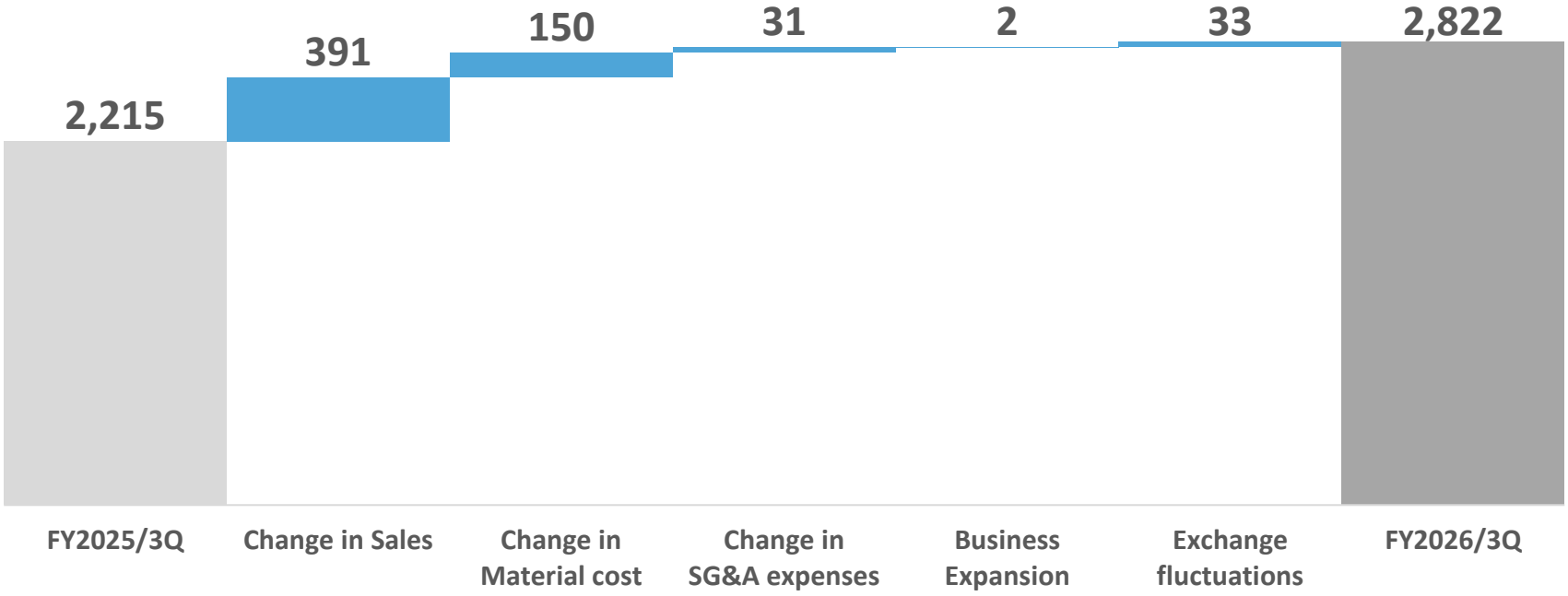

Change in Operating Profit by Segment

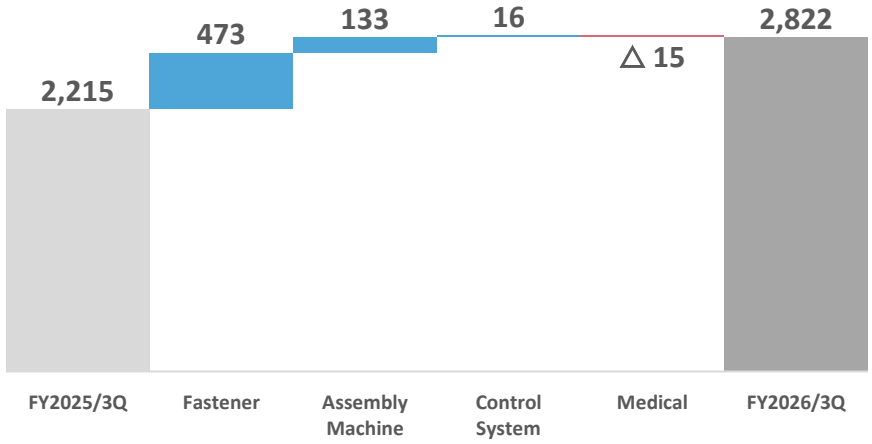

Change in Material cost

Sales of high-value-added fastener products, primarily for the automobile industry, are strong. In addition, in the Assembly Machine segment, strong sales of automatic screwdrivers in the U.S. led to an improvement in profit margins.

Change in SG&A expenses

Although there were increases in expenses related to audits of overseas subsidiaries, the recognition of shareholder benefit expenses, and higher labor costs due to wage increases, overall expenses decreased due to the recognition of M&A-related expenses in the previous FY.

Sales by Overseas Region

(Unit : Mil Yen)

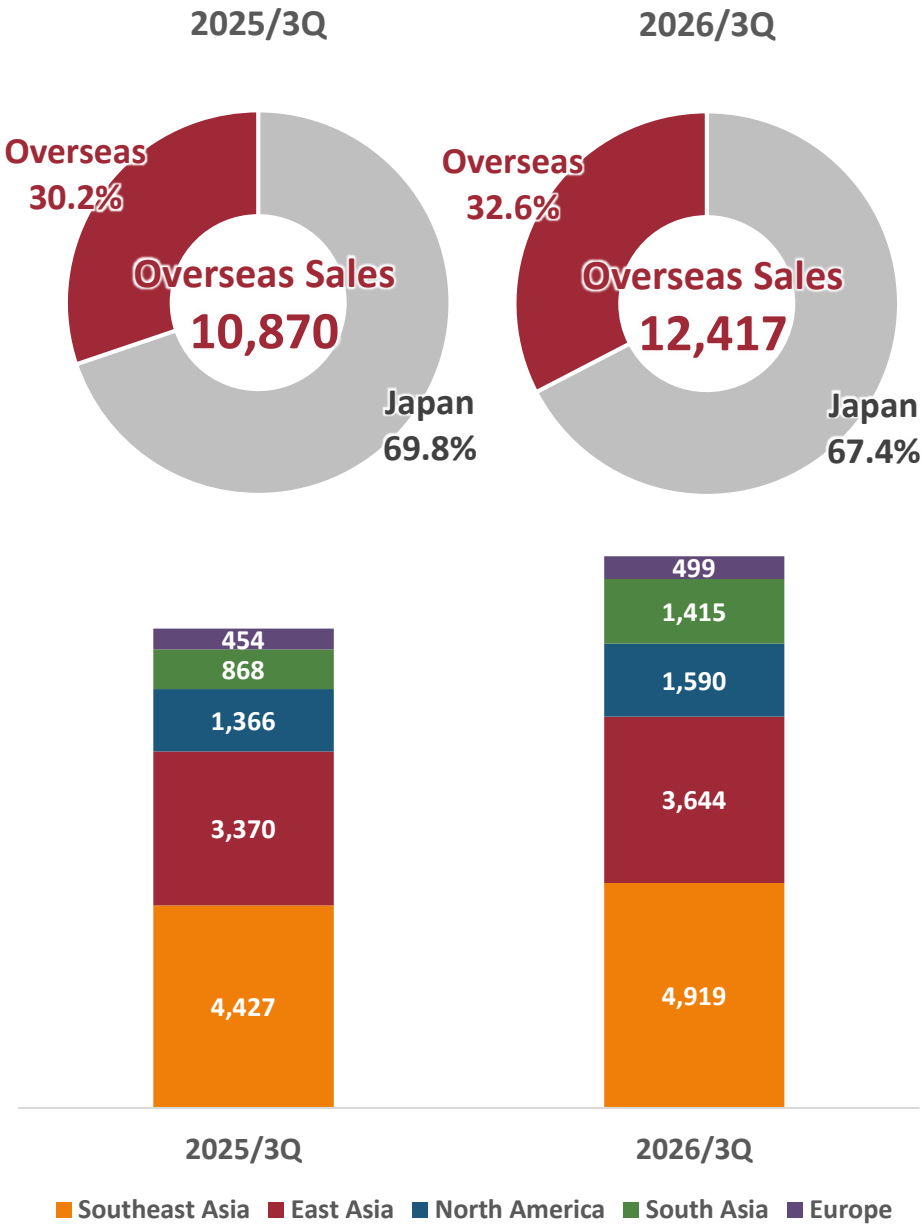

Overview of FY2026/3Q

- All regions saw YoY growth. South Asia (India) and SE Asia showed particularly strong growth.
- Sales from overseas markets increased by 1.54 billion yen. Of that amount, 0.42 billion yen was due to exchange rate fluctuations.

Europe +10.0%
Sales of elemental analyzers for the oil refining and petrochemical industries are strong.

South Asia +63.0%
Increase due to expanded sales in India.

North America +16.4%
Sales of automatic screwdrivers for the automobile industry are strong in the U.S.

East Asia +8.1%
Sales of fastener products for automobiles are strong in China.

Southeast Asia +11.1%
Sales of fasteners for home appliances are strong in Malaysia.

Balance Sheet

(Unit : Mil Yen / %)

NITTOSEIKO

	FY2025/4Q		FY2026/3Q		YoY	
	Amount	Ratio(%)	Amount	Ratio(%)	Amount change	& Change
Total current assets	**35,850**	**62.2**	**34,996**	**62.0**	**△ 853**	**△ 2.4**
Cash and deposits	10,493	18.2	10,114	17.9	△ 379	△ 3.6
Accounts receivable	12,477	21.6	11,298	20.0	△ 1,179	△ 9.5
inventory	11,753	20.4	12,533	22.2	780	6.6
Total non-current assets	**21,822**	**37.8**	**21,449**	**38.0**	**△ 373**	**△ 1.7**
Property, plant and equipment	15,661	27.2	15,323	27.1	△ 338	△ 2.2
Intangible assets	1,082	1.9	958	1.7	△ 124	△ 11.5
Investments and other assets	5,078	8.8	5,166	9.2	88	1.7
Total assets	**57,673**	**100.0**	**56,445**	**100.0**	**△ 1,227**	**△ 2.1**
Total current liabilities	**11,833**	**20.5**	**10,110**	**17.9**	**△ 1,722**	**△ 14.6**
Accounts payable	7,101	12.3	5,979	10.6	△ 1,121	△ 15.8
Short-term borrowings	1,714	3.0	1,216	2.2	△ 498	△ 29.1
Total non-current liabilities	**4,837**	**8.4**	**4,578**	**8.1**	**△ 258**	**△ 5.3**
Long-term borrowings	962	1.7	631	1.1	△ 331	△ 34.4
Total liabilities	**16,670**	**28.9**	**14,689**	**26.0**	**△ 1,981**	**△ 11.9**
Share capital	3,522	6.1	3,522	6.2	—	—
Capital surplus/Retained earnings	32,208	55.8	33,114	58.7	905	2.8
Treasury shares	△ 1,746	△ 3.0	△ 1,752	△ 3.1	△ 5	—
Total net assets	**41,002**	**71.1**	**41,756**	**74.0**	**754**	**1.8**

2.Overview of Results by Segment

Net Sales and Operating Profit by Segment

NITTOSEIKO

(Unit : Mil Yen / %)

		FY2025/3Q	FY2026/3Q	YoY	
		Amount	Amount	Amount Change	% Change
Fastener	Net sales	26,872	28,659	1,787	6.7
	Operating Profit	1,445	1,918	473	32.7
	Profit ratio	5.4	6.7	—	1.3
Assembly Machine	Net sales	4,141	4,328	187	4.5
	Operating Profit	527	660	133	25.2
	Profit ratio	12.7	15.3	—	2.5
Control System	Net sales	4,906	5,004	98	2.0
	Operating Profit	332	349	16	4.9
	Profit ratio	6.8	7.0	—	0.2
Medical	Net sales	78	77	0	△ 1.0
	Operating Profit	△ 90	△ 106	△ 15	—
	Profit ratio	—	—	—	—

Overview of Results by Segment - Fastener Segment

NITTOSEIKO

(Unit : Mil Yen / %)

Net Sales Sales increased YoY

In the automobile industry, sales in China and India contributed to the Company's financial performance. Although sales for game consoles—which had seen a significant increase the previous year—declined due to production adjustments, demand for home appliances in SE Asia and CASE-related demand in the automobile sector, primarily in Japan, increased.

Operating Profit Profit increased YoY

SG&A expenses decreased YoY because M&A-related expenses were recorded in the previous FY. Sales of high-value-added products, particularly in the automobile sector, were strong and contributed to profits. In addition, the effects of reforms aimed at reducing manufacturing costs and improving profit margins became evident.

New Products

In November, the Company launched "AGpoint," a screw that dramatically reduces "cross-threading"—a common issue in the assembly process.

	FY2025/3Q	FY2026/3Q	YoY		Comments
	Amount	Amount	Amount	% Change	
Net Sales	**26,872**	**28,659**	**1,787**	**6.7**	
Automobile	10,792	12,558	1,766	16.4	Sales in China and India contributed to results. Sales of original products for ADAS (Advanced Driver Assistance Systems), primarily in the domestic market, continued to perform well, resulting in a significant increase. Inquiries for "JOISTUD," which contributes to weight reduction and thinner sheet metal, also remained strong.
Housing and construction	5,268	4,938	△ 330	△ 6.3	The YoY decline was due to ongoing factors such as severe labor shortages in the industry and project delays caused by soaring material costs.
Electrical and electronic parts	3,523	4,013	490	13.9	Strong performance in SE Asia, particularly in Malaysia, due to the shift of production from China.
Household goods	2,207	1,874	△ 332	△ 15.1	Sales of precision screws for game consoles, which had performed well the previous year, declined due to production adjustments.
Precision equipment	1,187	1,288	100	8.5	Domestic demand for lenses and other imaging and optical products is on the rise. Sales of pressed parts are also strong due to the resurgence of compact digital cameras.
IT and digital equipment	1,275	1,231	△ 44	△ 3.5	Sales of office automation equipment in Malaysia declined slightly. The shift of production from China continues.
Energy sector	352	533	180	51.3	Sales of "CP-GRIP" for data centers are strong due to demand for generative AI.
Others	2,265	2,220	△ 44	△ 2.0	
Operating Profit	**1,445**	**1,918**	**473**	**32.7**	

Overview of Results by Segment – Assembly Machine Segment

NITTOSEIKO

(Unit : Mil Yen / %)

Net Sales Sales increased YoY

In the core automobile sector, while domestic growth was sluggish due to factors such as the suspension of EV development and a decline in model changes, capital investment remained robust overseas, driven by increased sales of hybrid vehicles in the U.S. sales increased YoY, supported by strong performance in the data center sector and sales of large-scale equipment for general-purpose engines.

Operating Profit Profit increased YoY

Amid rising material costs, the Company is promoting cost reductions through a review of its ordering procedures, as well as labor-hour reductions by improving work methods—such as making work hours more transparent. Profit increased compared to the same period last year.

New Products

In November, the Company launched the "KX-R1 Series," a next-generation standard of current-controlled nut runner.

	FY2025/3Q	FY2026/3Q	YoY		Comments
	Amount	Amount	Amount	% Change	
Net Sales	**4,141**	**4,328**	**187**	**4.5**	
Automobile	2,573	2,610	36	1.4	Although growth was sluggish domestically due to factors such as the suspension of EV development and a decline in model changes, capital investment remained strong overseas—particularly in the U.S., where hybrid vehicle sales increased—resulting in an overall increase.
Electrical and electronic parts	476	497	21	4.4	Despite ongoing inventory adjustments across the entire supply chain and continued restraint in capital expenditures by major customers, investment in the semiconductor sector remains robust and sales increased.
Energy sector	386	249	△ 136	△ 35.2	Capital expenditures related to electricity meters have leveled off and sales declined. Replacement of aging gas meters is expected to continue.
IT and digital equipment	39	217	177	442.9	The data center sector is performing well amid growing demand for AI both domestically and internationally.
Amusement machine	131	116	△ 15	△ 11.4	Sales remained flat due to major renovation work for upgrades and other factors.
Housing and construction	73	99	26	35.6	Demand for labor-saving solutions is increasing due to a shortage of construction workers.
Others	460	538	78	16.9	Sales increased due to demand for the replacement of aging machinery and large-scale equipment used in general-purpose engines.
Operating Profit	**527**	**660**	**133**	**25.2**	

Overview of Results by Segment – Control System Segment

(Unit : Mil Yen / %)

Net Sales Sales increased YoY

Sales increased significantly due to a large petrochemical project in the energy sector. Sales of system products for the pharmaceutical industry also contributed to the increase. While initial sales of PFAS-related products in the environmental sector have leveled off, overall sales still increased.

Operating Profit Profit increased YoY

Profits improved following additional price adjustments, primarily for items with high cost-to-sales ratios. In addition, design improvements were made through review processes, and costs were reduced by revising procurement terms.

New Products

In November, the "Clean Flow" mass flow meter line was expanded to include small-diameter models. Development of "Mult-ease," application software designed to improve the usability of moisture analyzers and automatic titrators, is scheduled to be completed by the end of this FY.

	FY2025/3Q	FY2026/3Q	YoY		Comments
	Amount	Amount	Amount	% Change	
Net Sales	**4,906**	**5,004**	**98**	**2.0**	
Chemical and pharmaceuticals	1,161	1,111	△ 50	△ 4.4	In Q1, orders decreased YoY due to the clearance of the order backlog in the previous year. Overall sales declined despite an increase in demand for the replacement of analytical equipment in Q2.
Energy sector	610	937	327	53.6	Sales of elemental analyzers increased significantly due to a major project for a leading Indian petrochemical company.
Environment	543	383	△ 159	△ 29.4	Although sales of PFAS-related equipment were sustained by overseas demand, initial sales of the organic fluorine analysis device launched in 2024 to comply with PFAS regulations slowed, resulting in a YoY decline.
Electrical and electronic parts	356	328	△ 27	△ 7.7	Demand for moisture meters and resistivity meters for batteries remained steady, though sales was down YoY. Orders for flow meters for data centers were strong, driven by demand for generative AI.
Housing and construction	313	311	△ 2	△ 0.7	Sales remained flat as the Company secured a steady volume of replacement orders for the "GEOKARTE IV" ground investigation equipment since Q3 of last year. Currently expanding sales of our new product, "GeoJudge."
Ship building	297	289	△ 8	△ 2.8	With the shipbuilding industry performing well, the flow meter market is expected to continue its growth trend.
Automobile	289	279	△ 9	△ 3.3	Investment in automation, labor-saving measures, and R&D remains robust. Delivery delays caused by supply chain issues with electronic components have resulted in a slight lag behind schedule.
Others	1,333	1,363	30	2.3	Sales of systems for the pharmaceutical industry increased.
Operating Profit	**332**	**349**	**16**	**4.9**	

Overview of Results by Segment – Medical Segment

(Unit : Mil Yen / %)

	FY2025/3Q	FY2026/3Q	YoY	
	Amount	Amount	Amount	% Change
Net Sales	**78**	**77**	**0**	**△ 1.0**
Medical	78	77	0	△ 1.0
Others	—	—	—	—
Operating Profit	**△ 90**	**△ 106**	**△ 15**	**—**

Financial Results	The Company is proceeding with the reorganization of the product portfolio for strategic market response, while also working to build a stable sales base.
medical illuminator 'FREELED'	Since the COVID-19 pandemic, the Company has been pushing forward to collect market needs and initiate activities while striving to reduce costs in line with customer requests but has not yet been able to secure a contract. Going forward, the Company will continue to focus on strengthening its PR efforts through distributors with the aim for full adoption.
High purity bio-soluble magnesium for medical use	Following the acquisition of a domestic patent in 2023 and a U.S. patent in 2024, a Thai patent was acquired in June 2026. Patents already submitted to five other major countries are also scheduled to be acquired in due course. Efforts to commercialize the product in the near future are continuing. In parallel, the Company is gathering information on the applicability of this material.
Others	In 2025, the Company obtained ISO 13485 certification, a quality standard for medical devices. The Company is working to establish a production system with the aim of acquiring manufacturing contracts based on medical device development and manufacturing and sales licenses.

3.Forecast for the Fiscal Year Ending Dec 31, 2026

Forecasts of future performance contained in this document are based on information currently available to the Company and certain assumptions that the Company considers reasonable. Actual results may differ from these forecasts due to a variety of factors. Important factors that may affect actual results include, but are not limited to, economic conditions in Japan and overseas surrounding our business domain, demand trends for our products and services, exchange rates, and stock market trends. Factors that may affect our business performance are not limited to the above.

Forecast

(Unit : Mil Yen / %)

	FY2025		FY2026 (Forecast)		YoY	
	Amount	Ratio (%)	Amount	Ratio (%)	Amount Change	% Change
Net sales	50,238	100.0	52,000	100.0	1,761	3.5
Operating profit	3,431	6.8	3,800	7.3	368	10.7
Ordinary profit	3,409	6.8	3,800	7.3	390	11.5
Net income attributed to shareholders of the parent company	2,152	4.3	2,300	4.4	147	6.9
Net income per share (yen)	59.34	-	63.29	-	-	-

Change in order backlog

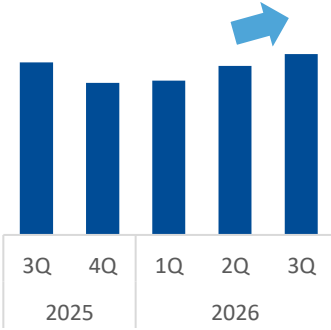

Key Points for Forecast

By capturing demand in key markets and rigorously managing sales, the Company aims to achieve its full-year earnings forecast.

Net Sales

Based on demand trends in each business segment, sales expansion will be driven primarily in key markets and for key products.

Fastener : Demand for exports in the domestic and international automobile sectors is expected to remain strong, and the Company will work to expand sales of high-value-added products, particularly those for ADAS. While sales of precision screws for game consoles are expected to be affected by production adjustments, demand for “CP-GRIP” for data centers is expected to remain strong. In addition, the Company’s Indian subsidiary maintains a strong order environment, particularly in the motorcycle sector, and will intensify sales promotion activities targeting key customers.

Assembly Machine : Orders for standard machines remain strong, and production is underway to ensure these sales are recognized by the year-end. To offset fluctuations in automotive-related demand, efforts are being made to expand sales in non-automotive sectors, such as data centers and semiconductors. In addition, the Company aims to further increase orders by capturing demand in the Indian market and strengthening its overseas sales structure.

Control System : In the analytical instruments sector, demand is expected to remain strong, particularly for moisture analyzers and environmental products. In the flowmeter sector, demand from the shipbuilding industry will drive sales, and the Company will work to normalize delivery schedules for certain stainless-steel products. Additionally, the Company will begin accepting orders for small-diameter models of its “Clean Flow” mass flowmeter starting in November, aiming to boost sales through expanded sales volume.

Profit

Fastener : The Company will work to expand sales of high-value-added products, such as those for ADAS and data centers, while striving to improve profitability through appropriate pricing, cost containment, and continuous improvement initiatives.

Assembly Machine : While promoting sales of standard machines and ensuring that orders on hand are converted into sales, the Company aims to improve profitability by enhancing production efficiency and rigorously managing fixed costs.

Control System : While advancing cost reductions and strengthening profitability management through the automation of production processes, the Company aims to increase profits by expanding sales of new products and capturing demand in growth sectors.

Market trend and initiatives by segment

NITTOSEIKO

		Main market trends	Initiatives and future efforts	Change in order backlog
Fastener	**Automobile**	While CASE-related demand continues, primarily in the domestic market—including demand for batteries and inverters driven by electrification, as well as demand for lighter and thinner vehicle panels—there are concerns regarding revisions to EV production plans and a decline in demand for certain vehicle models due to soaring fuel prices in Asia.	• Launched a project to expand sales into new markets and stepped up efforts as part of initiatives to improve profitability. • Advancing the sales expansion project with distributors. • Reducing manufacturing costs and improving profit margins through measures such as reducing inter-plant transportation resulting from factory reorganization, reviewing suppliers, and increasing mold durability.	
	Housing and construction	The situation is expected to remain challenging due to soaring construction material costs, land prices, and labor costs, as well as rising interest rates.		
	Household goods	The demand for game consoles has leveled off after peaking last year.		
Assembly Machine	**Automobile**	The outlook remains uncertain due to factors such as a review of capital investment plans for EVs. Overseas capital investment is expected to remain strong, particularly in North and South America.	• Enhancing efforts such as conducting live demonstrations for target audiences and hosting private exhibitions. • Strengthening sales efforts in the data center sector and implementing proposals for completed facilities. • Continuing cost-cutting initiatives, such as reviewing procurement methods.	
	Electrical and electronic	Demand in the semiconductor sector is strong, and the Company expects to see an increase in projects.		
	Energy sector	While major capital investments related to electricity meters have largely come to an end, responses to aging gas meters are expected to continue.		
Control System	**Energy sector**	Demand for elemental analyzers and automatic quick furnaces for the petroleum refining and petrochemical industries is expected to continue. In Japan, demand for elemental analyzers for alternative fuels, such as SAF, is projected to grow.	• Expanding sales of the “GeoJudge” BCT test system for crane tip-over risk assessment. • Improving appeal and increasing order rates by having engineers accompany sales staff on calls and participate in seminars. • Consolidation of system products, expansion of orders for growth products, and securing appropriate profits. • Launch of organic solvent recycling equipment and separation membrane tubes.	
	Electrical and electronic	Sales of electronic materials, including those for EVs and batteries, are expected to remain strong.		
	Environment	Demand for PFAS-related products continues in Europe. In Japan, demand for trace fluoride analysis is expected to increase. Domestic inquiries for the smaller distillation units adopted as an official method in 2025 are also on the rise.		
Medical	**Development plans**	In 2024, the Company obtained an overseas patent for “high-purity bio-soluble magnesium for medical use” in the US, and in June 2026, in Thailand. The Company plans to obtain patents in other countries sequentially. While proceeding with preparations for the early commercialization of this material, the Company is also exploring ways to expand its application to various medical device fields. The Company is also building a framework to secure contract manufacturing projects for new medical devices that leverage its existing technologies.		

4. Appendix.

Quarterly Performance Trends

(Unit : Mil Yen)

Net Sales

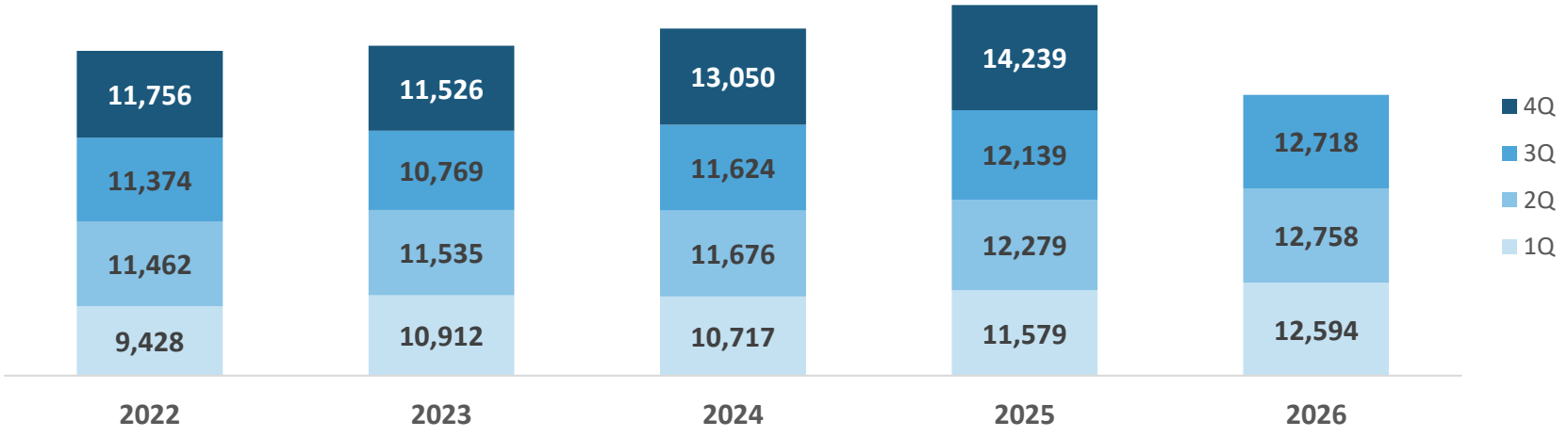

Operating Profit

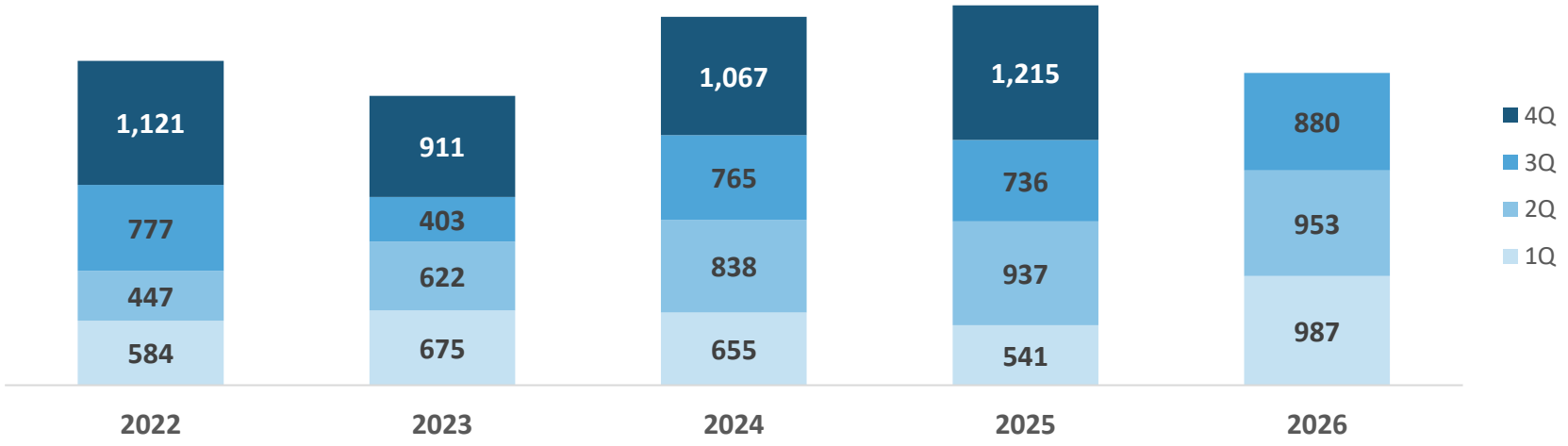

YoY Comparison of Segment Performance

(Unit : Mil Yen)

Net Sales

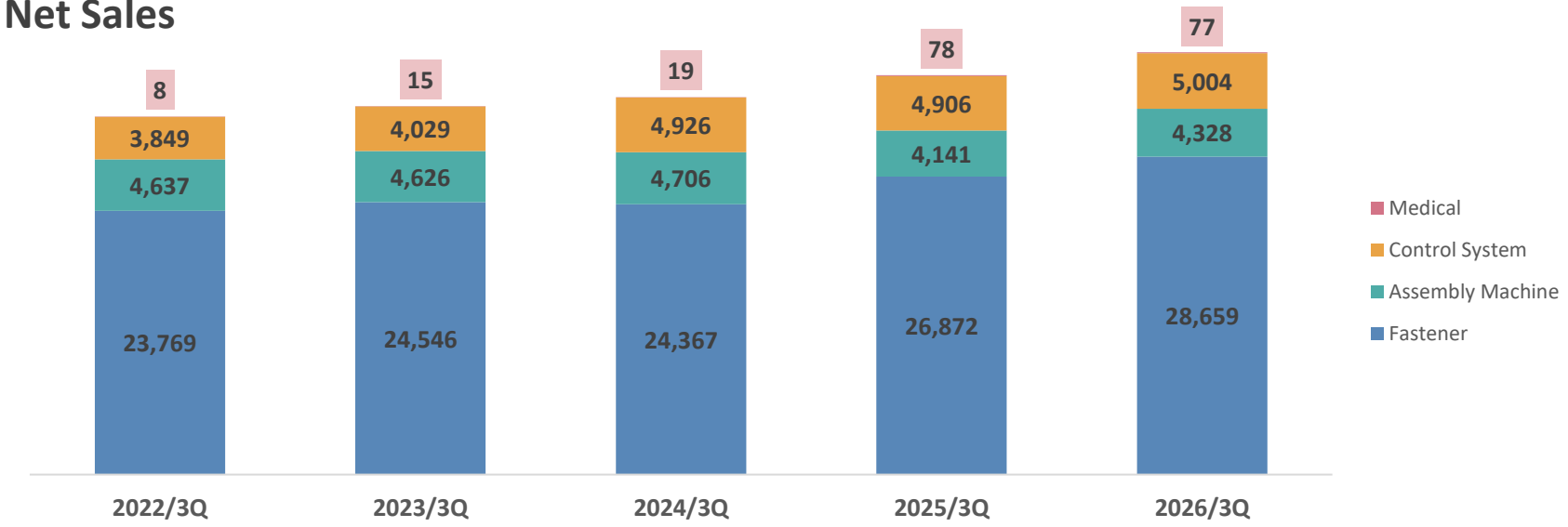

Operating Profit

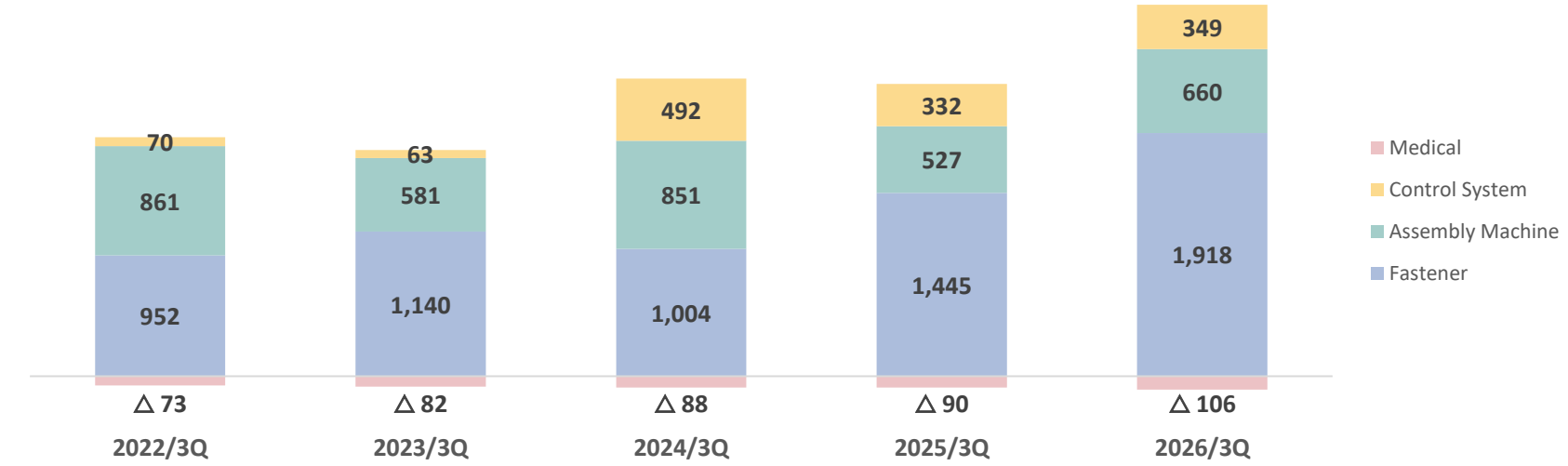

Website IR Page

https://global.nittoseiko.com/ir.html

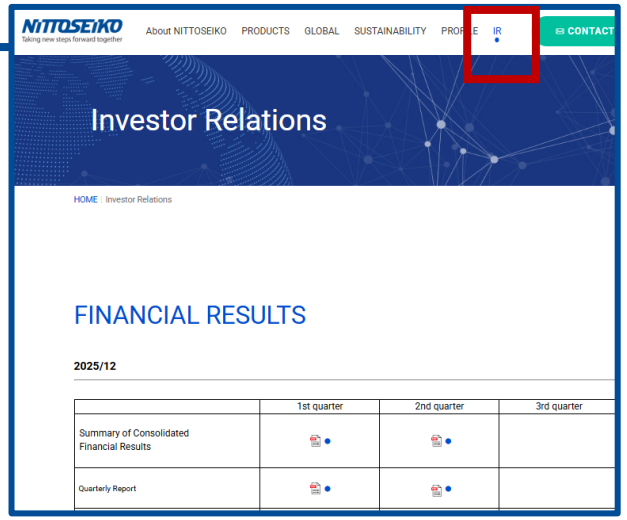

IR contact form

NITTOSEIKO CO., LTD.
ESG・IR Strategy Office
Tel: +81 773-42-3739
E-mail: ir@nittoseiko.com

Institutional investors : Contact point for IR interviews

Shared Research

https://sharedresearch.jp/en/companies/5957

Forecasts of future performance contained in this document are based on information currently available to the Company and certain assumptions that the Company considers reasonable. Actual results may differ from these forecasts due to a variety of factors. Important factors that may affect actual results include, but are not limited to, economic conditions in Japan and overseas surrounding our business domain, demand trends for our products and services, exchange rates, and stock market trends. Factors that may affect our business performance are not limited to the above.

NITTOSEIKO
Taking new steps forward together