Presentation Material of Financial Results for Interim Period of the Fiscal Year ending March 31, 2027

COLOWIDE Co., Ltd.
(TSE, Prime Market
Securities Code: 7616)

November 2026

COLOWIDE

Table of Contents

Note : This document has been translated from the Japanese original for reference purposes only. In the event of any discrepancy between this translated document and the Japanese original, the original shall prevail.

I. FINANCIAL HIGHLIGHTS

II. PROGRESS OF ACTIVITIES

III. FINANCIAL SUMMARY FOR INTERIM PERIOD OF THE FISCAL YEAR ENDING MARCH 31, 2027

IV. EARNINGS FORECAST FOR THE FISCAL YEAR ENDING MARCH 31, 2027

Note 1) All figures in this document are consolidated (IFRS)

Note 2) Forward-looking statements regarding earnings forecasts and other matters contained in this document are based on information currently available to the Company and certain assumptions deemed reasonable. Actual results may differ significantly due to various factors

Ⅰ. FINANCIAL HIGHLIGHTS

Financial Highlights ① Consolidated Results

Financial Results for Interim Period of the FY ending March 2027



Number of stores as of end of September

3,185 stores

(Directly managed : 1,900 stores、FC : 1,285 stores)

- Restaurant 2,961 stores
- Izakaya 224 stores

Revenue

173,623 million yen

- Existing stores YoY : 102.3%

Business profit **5,246 million yen**

EBITDA **11,520 million yen**

Financial Highlights ② by Region

Financial Results for Interim Period of the FY ending March 2027

(Unit: Millions of yen)

		Interim period of FY ended March 31, 2026	Interim period of FY ending March 31, 2027	Difference
Japan	Revenue	119,114	143,641	24,526
	Business profit	3,481	3,564	82
North America	Revenue	8,228	8,217	(11)
	Business profit	350	(520)	(870)
Asia (including Middle East)	Revenue	7,940	8,926	986
	Business profit	1,103	925	(178)
Oceania	Revenue	6,184	12,839	6,654
	Business profit	397	1,277	880

*The results for Oceania and Asia (including the Middle East) for the previous interim period reflect only four months (June–September 2025) of results from the newly consolidated "Seagrass."

Ⅱ. PROGRESS OF ACTIVITIES

M&A (Repost)

C-United Co., Ltd., which operates a café business throughout Japan primarily through its three brands—“COFFEE･KAN,” “CAFFÈ VELOCE,” and “CAFÉ de CRIÉ”—has become a wholly owned subsidiary

(Date of acquisition : 2026/4/1, Number of stores : 565 stores)

Future Development Vision

C-UNITED

In addition to further growth in the café market, we aim to further enhance our business value through initiatives that leverage Group synergies, such as expanding sales of products from our multiple dessert brands—including our “CHEESE GARDEN”—as well as strengthening site development and franchise recruitment capabilities and reducing procurement and logistics costs

COFFEE･KAN 珈琲館



Since founding in 1970, serve authentic coffee, carefully brewed one cup at a time upon order, guided by our philosophy of “Pouring our hearts into every cup.” A full-service café

CAFFÈ VELOCE



Since founding in 1986, strive to provide personalized service to each and every customer, focusing on prompt service and a pleasant experience. A self-service café

CAFÉ de CRIÉ



Since founding in 1994, offer a wide variety of menu items under the concept of “A Cup of Happiness" leading to "Full of Happiness.” A self-service café

*Number of stores is at 2026/4/1

Activity Summary ①

REINS international inc.

- Increase brand awareness through regular media exposure and encourage store visits with timely, season-appropriate campaigns
- Leverage “low-priced all-you-can-eat” options and “sets that include alcoholic beverages” to appeal to price-sensitive customers
- At FRESHNESS BURGER, TV exposure led to an increase in customer traffic, and the average spending per customer also rose due to purchases of introduced products, etc.







ATOM CORPORATION

- “Steak MIYA” has expanded the use cases for its customers by introducing seafood menus and doria, thereby creating new opportunities for them to visit.
- In addition to renovating its stores, the authentic gourmet conveyor-belt sushi restaurant “NIGIRI-NO-TOKUBE” holds regular tuna-cutting demonstrations to promote visits.
- Converting unprofitable stores into formats such as “OOTOYA Gohan-Dokoro” and promoting profit improvement by leveraging the Group's brands







Activity Summary ②

KAPPA-CREATE CO., LTD.

- Working to shift our promotions from relying on price-based incentives to promotions that highlight the appeal of our products and seasonal themes
- Revised main menu in September and achieved an increase in average spending per customer that exceeded the target while maintaining customer numbers at the same level
- In Aichi-ken, opened a new urban-style store in the heart of Nagoya's Sakae district for the first time in 10 years (Hisaya-odori store)







OOTOYA Holdings Co., Ltd.

- To coincide with the relaunch of the main menu, the brand message has been updated to "Good food makes your body happy. We are what we eat."
- Selling "Meals Made with Love" a product developed under the theme "Thinking of someone. That's what gives it flavor," based on feedback from parents about their true feelings.
- Focusing on establishing a dominant presence in key areas of the Tokyo metropolitan area and the Kansai region, operates directly-managed stores near train stations and in shopping centers, while franchise stores are in regional cities.







Activity Summary ③

Café & Sweets

- CAFFÈ VELOCE is strengthening sales of merchandise featuring its own characters, in light of the impact on revenue from adverse weather conditions (Café)
- Responding to rising costs of ingredients and labor through measures such as price adjustments in conjunction with a review of the main menu (Café)
- CHEESE GARDEN has built its brand by hosting events in Nasu, where the company has its roots, and launching collaborative products with convenience stores. (Sweets)
- Expanding its store network, focusing on “CAFFÈ VELOCE” for cafés and “CHEESE GARDEN” for sweets (Cafés and Sweets)









Overseas Food Service

- Seagrass Holdco Pty Ltd has opened “HUNTER & BARREL” and “The Meat & Wine Co” stores in Australia
- In the Asian region, including the Middle East, enhancing brand awareness and customer traffic through collaborations with locally popular characters and manufacturers
- Kappa Sushi opens its first store in Vietnam. OOTOYA, which is expanding steadily through a franchise-based model, has opened stores in Indonesia, Thailand, and Taiwan.









Activity Summary ④

Catering Service

- Developing the foundation for a catering service operation model that delivers value to customers, users, and our company together
- Enhancing the customer experience value through menus and services that leverage our Group's brands, and acquiring new locations
- Designing proposal models that include consulting and operational support to create new revenue opportunities that go beyond simply managing operations on a contract basis







Merchandising

- Promoting efficiency across the entire Group by streamlining procurement and logistics, including for companies that have recently joined the Group
- Enhanced factory utilization rates through initiatives such as promoting in-house production—primarily of livestock products—and C-United Co., Ltd.'s production of cafe sweets
- To address soaring procurement costs and increasing difficulties in securing raw materials, strengthening efforts to build a supply chain that starts from primary raw materials







Sustainability

Activities

Contribution to the Environment

・CO2 emissions totaled 123,192 tons, and emissions per unit of production decreased by 33.9%* (FY 2025 results; FY 2030 target: 50% reduction)

・Kappa Sushi offers limited-time sustainable menu featuring new combinations of plant-based ingredients and sushi



Food Safety and Security

・Four COLOWIDE MD factories—in Kanagawa, Tochigi, Nagahama, and Shizuoka—have obtained “JFS-B Plus” certification

・Heartful Dining completes maintenance audit for the “JFS Food Service Multi-Site Standard” for multi-location operations



Workplace Diversity and Growth

・The percentage of female employees rose to 34.4%, and the percentage of female managers rose to 20.0% (FY 2025 results)

・At C-United’s in-house roasting facility, promoting the creation of an environment where a diverse workforce can thrive.



Contribution to Our Community and Society

・ The total number of meals served by “Nagisa Children’s Cafeteria (2 stores)” has exceeded 128,000 (as of the end of October 2026)

・Offers a variety of food education opportunities, such as a sushi chef workshop (Kappa Sushi) and career experience programs (OOTOYA)



Strengthen Business Management Foundation

・Compliance training shifts from four times a year to monthly sessions, promoting enhanced awareness through a more accessible format

・To promote CSR procurement, COLOWIDE MD has begun conducting self-assessment surveys among its major business partners



*CO2 emission reduction targets are set using FY2020 as the baseline.

Ⅲ. FINANCIAL SUMMARY FOR INTERIM PERIOD OF THE FISCAL YEAR ENDING MARCH 31, 2027

Store Openings & Closings and Renovation

Status by Segment

(Unit: Stores)

	Company	End of March 2026	Opened	Closed	Inter-Group Transfer	Newly Consolidated	End of September 2026	Format Changed	Renovated
Directly Managed	REINS international	309	26	24	2		313	2	2
	ATOM	237	1	3			235	3	11
	KAPPA-CREATE	302	3	4			301		
	OOTOYA	157	4	2			159		1
	FRESHNESS	70	4	1			73		
	C-United	–	4	2		390	392		7
	Others	267	4	6	(2)		263	3	1
	Japan	**1,342**	**46**	**42**		**390**	**1,736**	**8**	**22**
	Overseas	**159**	**9**	**4**			**164**		**4**
	Total Directly Managed	**1,501**	**55**	**46**	**0**	**390**	**1,900**	**8**	**26**
FC	Japan	871	26	47		175	1,025	1	
	Overseas	261	10	11			260		
	Total FC stores	**1,132**	**36**	**58**	**0**	**175**	**1,285**	**1**	
Total		**2,633**	**91**	**104**	**0**	**565**	**3,185**	**9**	**26**

*Number of stores is as of 2026/9/30 *Renovations include large-scale renovations only
*C-United was newly consolidated as of 2026/4/1

Consolidated Statement of Financial Position

Result as of Interim Period of the FY ending March 31, 2027

(Unit: Millions of yen)

	As of March 31, 2026	As of September 30, 2026 (Interim)	
	Amount	Amount	Increase/ Decrease
Current assets	**91,878**	**59,906**	**(31,973)**
Cash and deposits	63,191	29,052	(34,139)
Trade and Other receivable	18,022	16,407	(1,616)
Inventories	5,900	8,109	2,209
Others	4,764	6,338	1,573
Non-current assets	**259,053**	**317,510**	**58,457**
Property, plant and equipment	59,767	66,521	6,754
Right-of-use assets	28,357	36,032	7,676
Goodwill	120,823	158,644	37,821
Other financial assets	21,124	27,076	5,952
Others	28,981	29,235	254
Total assets	**350,931**	**377,415**	**26,484**

(Unit: Millions of yen)

	As of March 31, 2026	As of September 30, 2026 (Interim)	
	Amount	Amount	Increase/ Decrease
Current liabilities	**106,551**	**114,367**	**7,817**
Trade and other payable	29,694	31,654	1,960
Short-term borrowings	38,275	40,132	1,857
Short-term lease liabilities	16,582	18,531	1,948
Others	21,999	24,051	2,051
Non-current liabilities	**150,785**	**169,903**	**19,119**
Long-term borrowings	107,515	117,614	10,098
Long-term lease liabilities	23,981	30,757	6,775
Others	19,288	21,533	2,245
Total liabilities	**257,336**	**284,271**	26,935
Total equity	**93,596**	**93,144**	(451)
Total liabilities and equity	**350,931**	**377,415**	**26,484**

◆**Consolidated total equity ratio: 26.7%** (Total equity/(Total assets－cash & deposits)) ◆**Ratio of equity attributable to owners of parent: 22.3%**

Consolidated Statement of Income

Result as of Interim Period of the FY ending March 31, 2027

(Unit : Millions of yen)

	Interim period of FY ended March 31, 2026		Interim period of FY ending March 31, 2027		
	Amount	Revenue composition	Amount	Revenue composition	YoY
Revenue	**141,467**	**100.0%**	**173,623**	**100.0%**	**122.7%**
Gross profit	**84,015**	**59.4%**	**104,702**	**60.3%**	**124.6%**
Selling, general and administrative expenses	78,683	55.6%	99,456	57.3%	126.4%
Business profit*	**5,332**	**3.8%**	**5,246**	**3.0%**	**98.4%**
Other operating income	502	0.4%	975	0.6%	194.2%
Other operating expenses	787	0.6%	1,090	0.6%	138.6%
IFRS operating profit	**5,048**	**3.6%**	**5,131**	**3.0%**	**101.6%**
Interim profit	**1,734**	**1.2%**	**863**	**0.5%**	**49.8%**
Interim profit attributable to owners of parent	**1,267**	**0.9%**	**888**	**0.5%**	**70.1%**

※Previous interim period: FX profit 96 Million yen

※Current interim period: FX loss 117 Million yen

* Business profit = Revenue − Cost of sales − Selling, general and administrative expenses

Summary of Results by Major Subsidiaries

Status of Reportable Segments (IFRS)

(Unit : Millions of yen)

	REINS international Consolidated		ATOM		KAPPA-CREATE Consolidated		OOTOYA Consolidated		Seagrass Consolidated		C-United		COLOWIDE MD	
	Amount	Revenue composition	Amount	Revenue composition	Amount	Revenue composition	Amount	Revenue composition	Amount	Revenue composition	Amount	Revenue composition	Amount	Revenue composition
Revenue	**44,095**	**-**	**15,529**	**-**	**36,723**	**-**	**20,710**	**-**	**13,785**	**-**	**19,079**	**-**	**53,424**	**-**
Gross profit	**23,949**	**54.3%**	**9,556**	**61.5%**	**18,658**	**50.8%**	**11,108**	**53.6%**	**9,889**	**71.7%**	**13,825**	**72.5%**	**3,467**	**6.5%**
Selling, general and administrative expenses	22,366	50.7%	9,235	59.5%	19,527	53.2%	10,294	49.7%	8,445	61.3%	12,773	66.9%	916	1.7%
Business profit*	**1,583**	**3.6%**	**321**	**2.1%**	**(870)**	**(2.4)%**	**814**	**3.9%**	**1,444**	**10.5%**	**1,052**	**5.5%**	**2,551**	**4.8%**
Other operating income	140	0.3%	121	0.8%	141	0.4%	19	0.1%	2	0.0%	339	1.8%	215	0.4%
Other operating expenses	258	0.6%	182	1.2%	379	1.0%	65	0.3%	53	0.4%	85	0.4%	138	0.3%
IFRS Operating profit	**1,466**	**3.3%**	**260**	**1.7%**	**(1,107)**	**(3.0)%**	**768**	**3.7%**	**1,393**	**10.1%**	**1,305**	**6.8%**	**2,628**	**4.9%**

*Business profit＝Revenue－Cost of sales－Selling, general and administrative expenses

Factors Affecting Business Profit

Newly consolidated subsidiaries made significant contributions, and many of our existing companies also performed well. We aim to improve our business performance by turning around ATOM, which is still in the process of recovering, as well as KAPPA-CREATE and the North American business (Gyu-Kaku), for which a turnaround is an urgent priority.

Business Profit Bridge

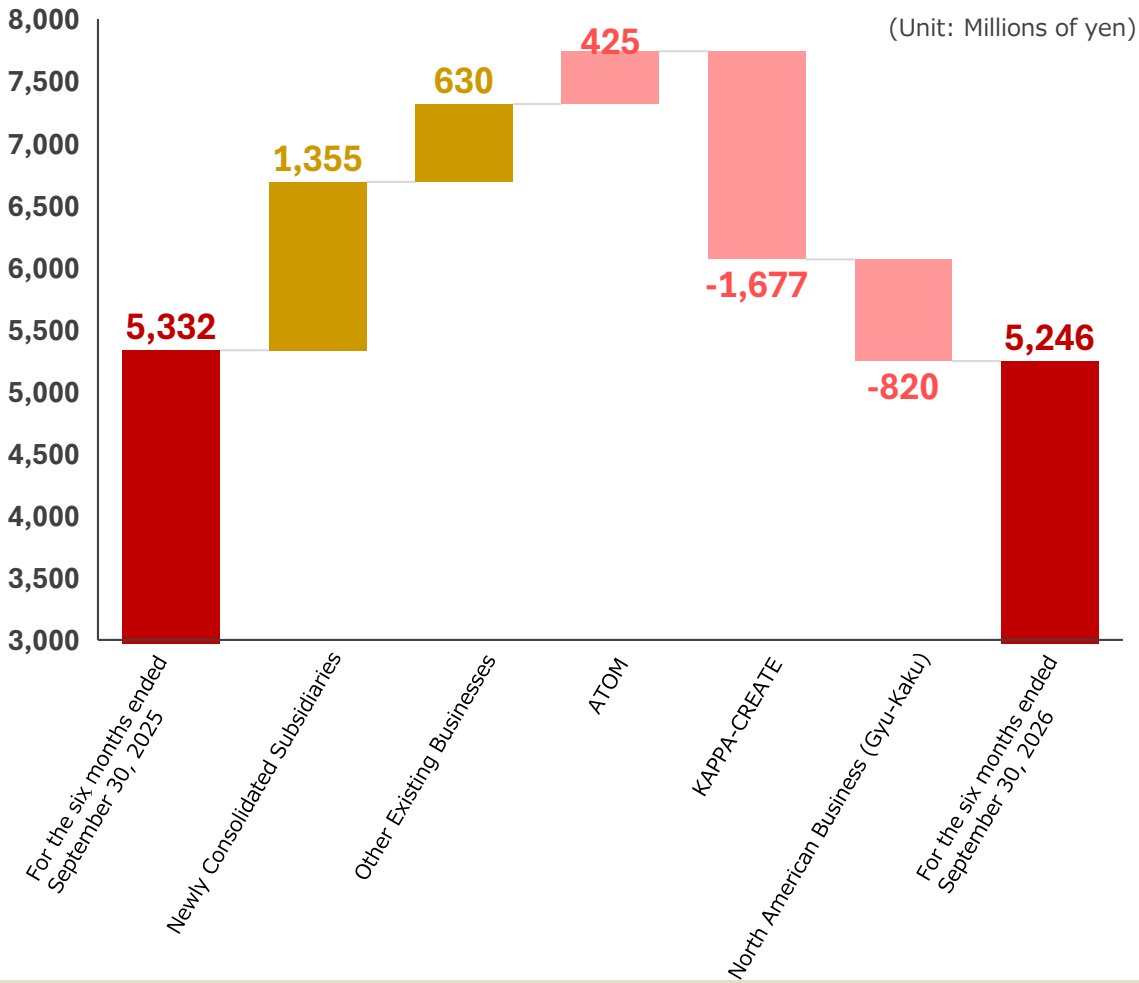

Newly Consolidated Subsidiaries

Seagrass
Two additional months included (consolidated as of June 2025)

C-United
Consolidated as of April 2026

Other Existing Businesses

Remained solid while absorbing rising costs

ATOM
KAPPA-CREATE
North American Business (Gyu-Kaku)

Please refer to the next page

Roadmap to Restoring Results

We aim to improve our results by further enhancing ATOM's performance and swiftly turning around KAPPA-CREATE and North American business (Gyu-Kaku).

ATOM

+425 million yen
(Business profit YoY)

- Business has rebounded compared to the previous period following a review of products and marketing strategies
- Simply continuing along the current path will not be enough to restore profit level to their proper standard.

KAPPA-CREATE

-1,677 million yen
(Business profit YoY)

- Customers have been leaving due to the failure of the pricing strategy in the previous period
- Although the decline has bottomed out, we are currently working on revising our branding and product strategies.

North American business (Gyu-Kaku)

-820 million yen
(Business profit YoY)

- Increase in one-time expenses due to accelerating the financial closing process and other factors (320 million yen for the current interim period)
- Consumer sentiment has deteriorated further due to high gas prices, and management has been restructured to focus on implementing sales promotion measures and other initiatives tailored to the market environment.

Restructuring these three businesses will enable further improvement in the Group's results.

Roadmap to Restoring Results (ATOM): Initiatives to Date

To win back customers lost due to pricing policy mistakes made after the coronavirus pandemic, conducted a major overhaul of its product and marketing strategies. As a result, while the western-style food and sushi segments have shown improvement compared to the previous period, the yakiniku segment continues to struggle.

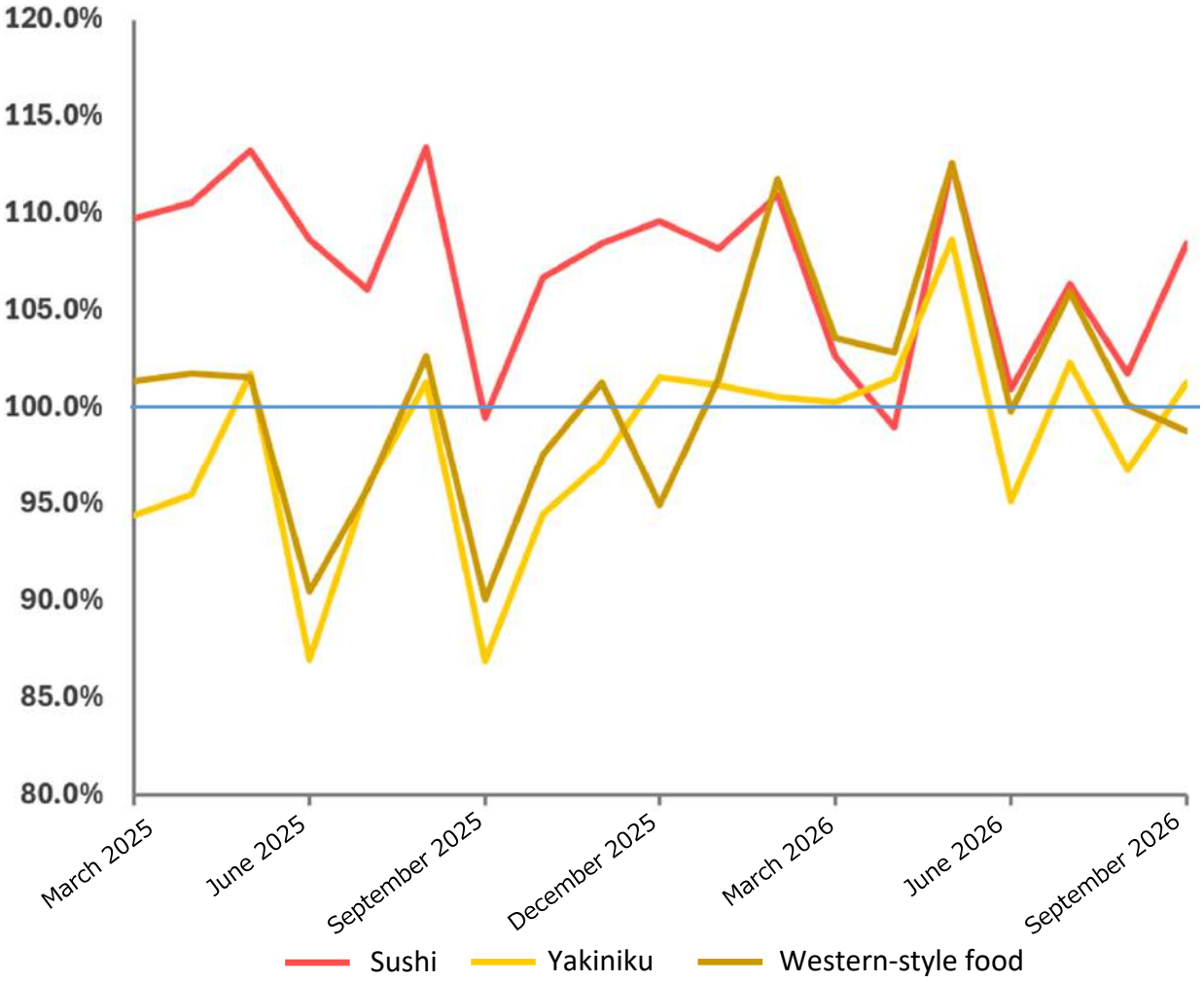

Capitalizing on favorable industry trends and maintaining steady growth.

Reviews of our product policies and sales promotion strategies have led to a recovery in revenue.

The Chukyo region introduced low-priced all-you-can-eat courses, which led to a temporary recovery, but the trend remains negative.

Roadmap to Restoring Results (ATOM) : Future Initiatives

Although business profit increased by 425 million yen compared with the same period of the previous year, we will go beyond our existing initiatives and fundamentally review our business portfolio to achieve a further recovery in profit.

1 Concentration of management resources in competitive regions

To maximize ATOM's strengths, which center on regional brands, we will focus on areas where each brand is highly competitive and implement branding and marketing strategies rooted in the local community.

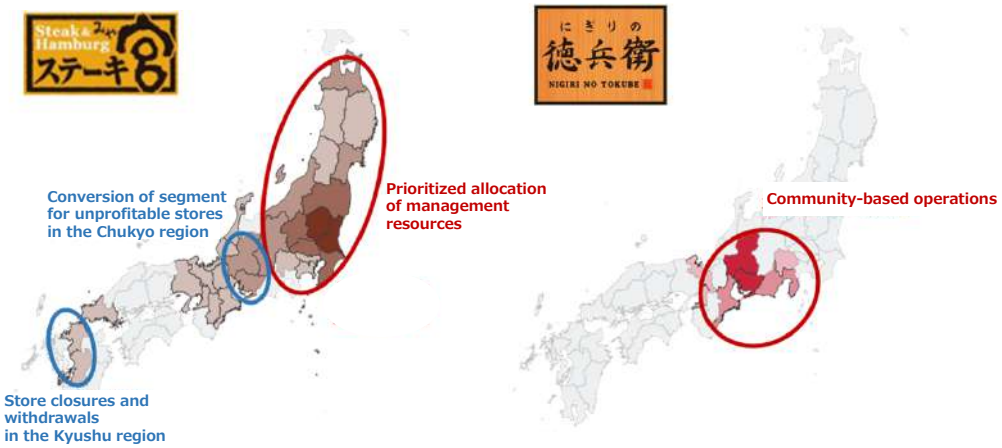

2 Withdrawal from the Chukyo region for yakiniku segment, in principle

We will withdraw from the yakiniku business in the Chukyo region—where brand recognition is low and competition is severe—(with the exception of a few profitable stores) and convert to other business segments.



3 Shift to mega-FCs in certain regions

While leveraging our existing stores and personnel, we will actively shift areas and business segments with weaker brand power to brands both within and outside the Group.

Examples : Category shifted from Steak MIYA to OOTOYA
Tokai store +306.2% Kita-Nagoya store +200.1%

4 Closure of unprofitable stores

Closure of a maximum of 22 stores—where restoring profitability is deemed difficult even through business model transformations and others—to achieve improved profitability.

Roadmap to Restoring Results (KAPPA-CREATE) : Factors behind the Decline in Results

Although selling prices were revised following the previous period, in which our product strategy, centered on pricing policy, failed, the recovery in revenue in the first quarter of this fiscal year was limited. As a result, rising purchasing and other costs had an impact, and profitability deteriorated sharply.

Previous period: Customer flight due to the failure of the pricing policy

Due to a failure to properly pass on the increased costs of purchases and labor resulting from inflation, revenue declined significantly as the number of customers declined.

Current 1Q: Sales policy relying solely on price appeal

Although correcting selling prices helped the decline bottom out, many of our initiatives were based solely on price appeal, and revenue did not recover sufficiently.

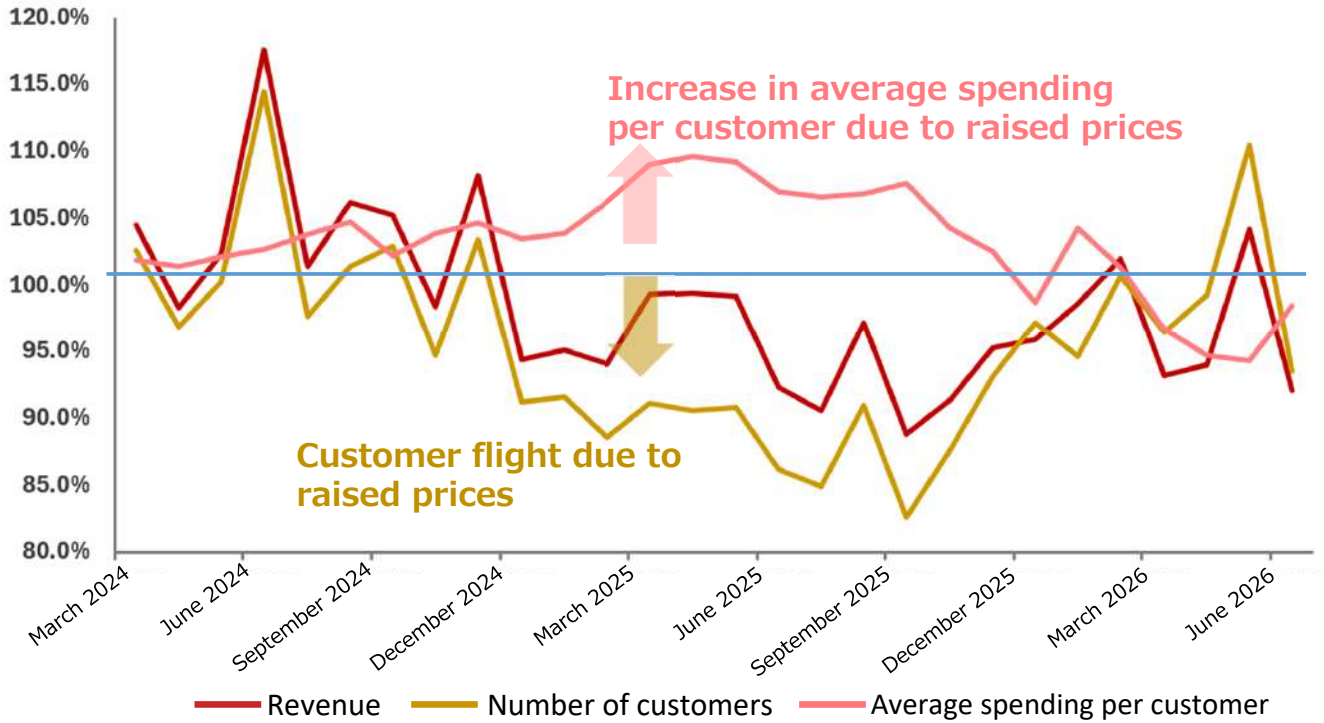

Roadmap to Restoring Results (KAPPA-CREATE) : Future Initiatives

Following the change in management structure implemented on July 1, recent revenue has shown signs of recovery, and the company remains focused on increasing customer numbers and improving profitability in the second half of the fiscal year.

1 Restoring competitiveness through a review of quality and pricing

By strengthening our management structure and reevaluating our product and pricing structures, we will work to improve the quality and feel of value for our customers.

Strengthening of management structure

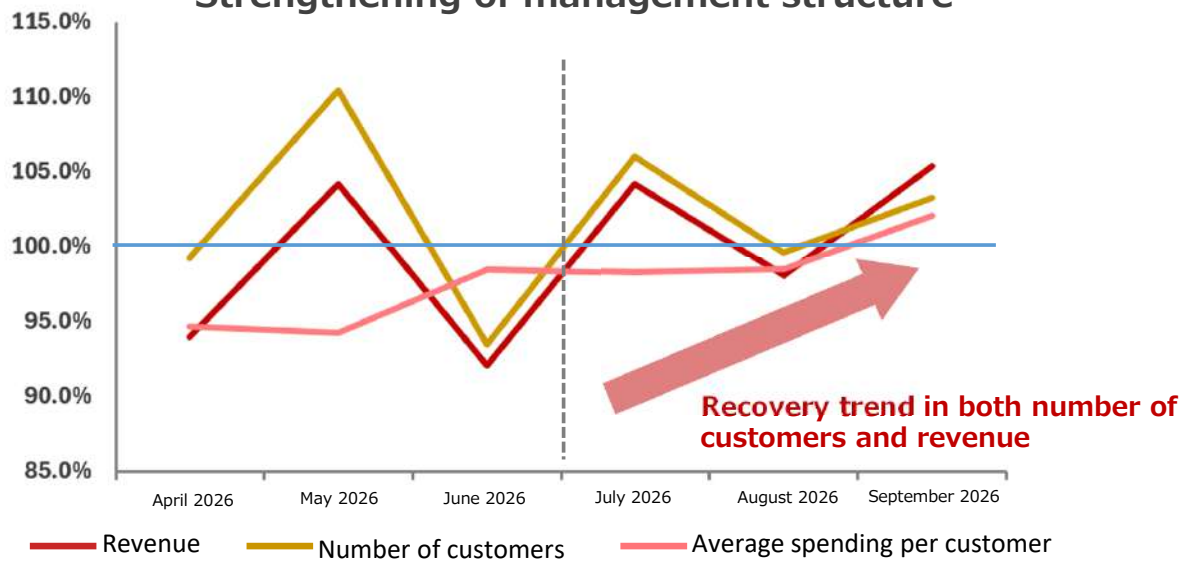

2 Improvements to fairs and sales promotion initiatives

Implementing a fair menu that encourages customers to visit by enhancing quality and product variety, rather than solely relying on price appeal.





Roadmap to Restoring Results (North American Gyu-Kaku Business): Factors behind the Decline in Results

In addition to an increase in one-time expenses associated with strengthening internal controls and accelerating the financial closing process, the company's performance deteriorated because it was unable to adequately respond to the worsening macroeconomic environment in the United States.

Increase in one-time expenses

One-time expenses, such as implementation costs associated with strengthening internal controls and accelerating the financial closing process at our U.S. subsidiary, increased and peaked in the first half of the fiscal year.

Deterioration of U.S. market conditions

Inflation had been rising due to the impact of various policies implemented following the Trump administration's inauguration, and high gas prices resulting from the Iran conflict placed a significant burden on household budgets.

As a result, dining-out spending by families and young people—Gyu-Kaku's primary customer base—has been reduced, leading to a collapse in demand in the mid-price range segment to which Gyu-Kaku belongs.

Ideally, demand should be stimulated through aggressive sales promotions and others, but these efforts have ultimately been insufficient.

Trends in the U.S. Economic Sentiment Index

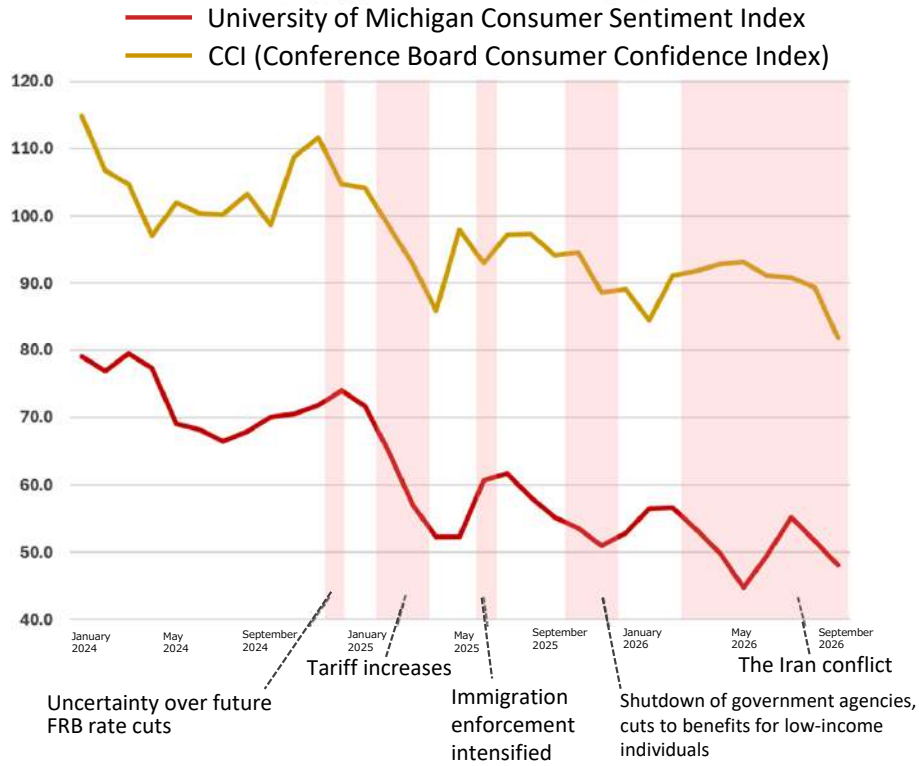

Source: The Company, based on the University of Michigan Surveys of Consumers "Index of Consumer Sentiment" and The Conference Board "Consumer Confidence Index®"

Roadmap to Restoring Results (North American Gyu-Kaku Business): Future Initiatives

We aim to achieve a rapid recovery in revenue by restructuring our management system and promptly rolling out products and marketing initiatives suited to the current economic environment.

1 Reduction in one-time expenses and cuts to headquarters costs

400 million yen in annual savings (incl. expected)

One-time expenses are expected to decrease significantly from the second half of the fiscal year through the next fiscal year. In addition, additional cost-cutting measures, such as reducing headquarters personnel, have already been implemented.

2 Review of Product and Marketing Strategies

Annual contribution of 1,140 million yen

Recognizing the need for measures tailored to the current U.S. economic situation, we have dispatched personnel with expertise in product and marketing and have already restructured our management system.

We are working to improve a wide range of areas, including the menu mix (such as changes to menu design and pricing), sales promotion (such as active distribution of coupons), and new product development, and are rolling out these improvements to the market in stages.

3 Closure of Unprofitable Stores

Annual contribution of 320 million yen

In light of changes in the market environment following the coronavirus pandemic, we have been closing some stores; however, we are considering additional closures (up to 10 stores) for stores where a recovery in performance in the short to medium term is deemed unachievable given the current economic conditions.

Ⅳ. EARNINGS FORECAST FOR THE FISCAL YEAR ENDING MARCH 31, 2027

Consolidated Earnings Forecast

Full Year Forecast for FY ending March 31, 2027

(Unit : Millions of yen)

	FY ended March 31, 2026		Earnings forecast for FY ending March 31, 2027		
	Amount	Revenue composition	Amount	Revenue composition	YoY
Revenue	**300,090**	**-**	**351,642**	**-**	**117.2%**
Gross profit	**178,745**	**59.6%**	**215,791**	**61.4%**	**120.7%**
Selling, general and administrative expenses	166,218	55.4%	199,754	56.8%	120.2%
Business profit*	**12,527**	**4.2%**	**16,038**	**4.6%**	**128.0%**
Other operating income	1,175	0.4%	713	0.2%	60.6%
Other operating expenses	4,295	1.4%	2,999	0.9%	69.8%
IFRS operating profit	**9,407**	**3.1%**	**13,751**	**3.9%**	**146.2%**
Profit	**1,713**	**0.6%**	**3,982**	**1.1%**	**232.5%**
Profit attributable to owners of parent	**2,233**	**0.7%**	**2,670**	**0.8%**	**119.6%**

※Assumes FX rate=150 yen per dollar

* Business profit＝Revenue－Cost of sales－Selling, general and administrative expenses

COLOWIDE GROUP

＜Handling of this material＞
This material is protected by the Copyright Act and the Unfair Competition Prevention Act. It is prohibited to copy, reproduce, transcribe, reprint, modify, use know-how, disclose trade secrets, etc. of part or all of the materials without obtaining permission from the COLOWIDE Group.
Company names, product names, and logos mentioned herein are trademarks or registered trademarks of COLOWIDE Group's companies.