Presentation Materials of Financial Results 1Q FY2026 (July 1, 2026-September 30, 2026)

MAEDAKOSEN CO., LTD.

Prime Market, Tokyo Stock Exchange

Stock code: 7821

前田工繊
MAEDAKOSEN

Table of Contents

1. Financial Summary of the First Quarter of the Fiscal Year Ending June 30, 2027 3

2. Financial Summary by Segment 11

3. Forecast of Consolidated Financial Results for the Fiscal Year Ending June 30, 2027 17

4. M&A Growth Strategy 24

5. Medium-Term Business Plan “GLOBAL VISION ∞ - PART Ⅱ-” 29

6. Company Profile 35

APPENDIX 40

1 Financial Summary of the First Quarter of the Fiscal Year Ending June 30, 2027

Overview of financial results

- **In the first quarter of the final year of the medium-term business plan "Global Vision ∞ -PART II-," the performance of Group companies, excluding Kushiro High Meal, progressed largely in line with the plan.**
- **In the Social Infrastructure Business, in addition to the core public works-related business, the wildlife damage prevention business and recently consolidated subsidiaries performed steadily. However, the fish meal business fell significantly short of its performance target due to poor sardine catches, which resulted in a shortage of raw materials.**
- **In the Industrial Infrastructure Business, the performance of the BBS business recovered.**
- **The balance sheet of Nagoya Oil Chemical, which became a consolidated subsidiary, was incorporated into the consolidated financial statements as of the end of the first quarter, resulting in the recognition of a gain on bargain purchase.**

Financial Highlights

（millions of yen）

Net Sales

17,678

Progress rate
24.1 %

Gross profit

6,772

Year on year changes
– 1.8 %

Operating profit

3,171

Progress rate
25.4 %

EBITDA

4,091

Progress rate
24.6 %

Ordinary profit

2,954

Progress rate
22.9 %

Profit attributable to owners of parent

2,884

Progress rate
30.0 %

Consolidated Summary

(millions of yen)

Net Sales

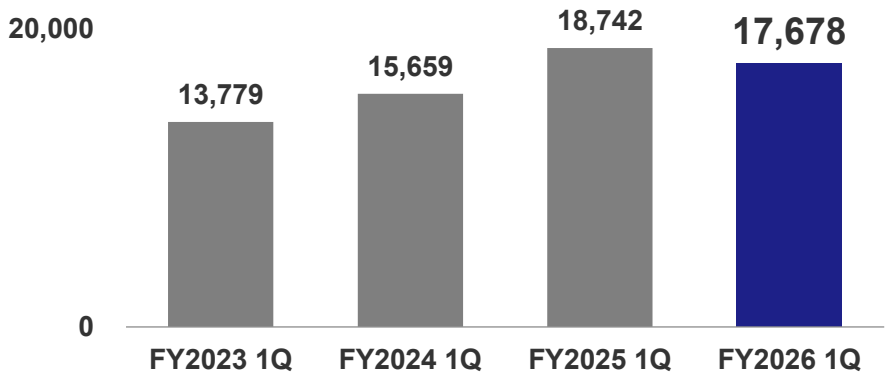

Profit

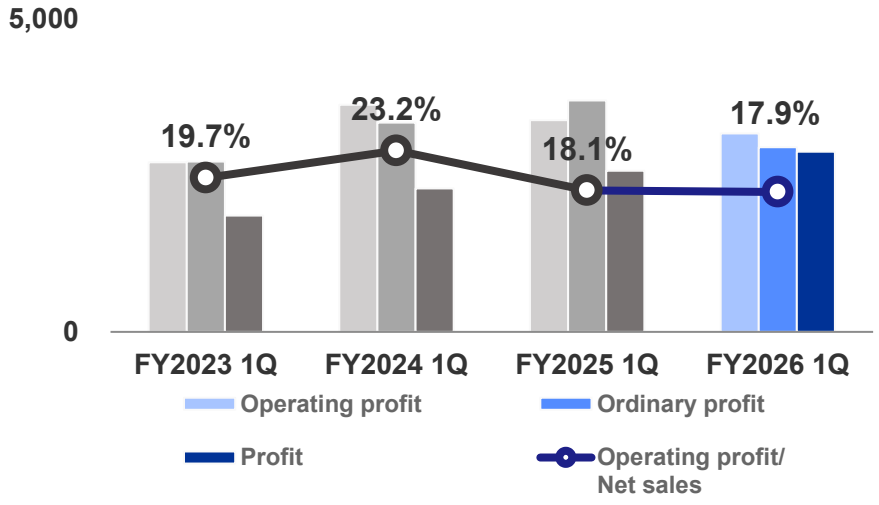

	FY2025 1Q		FY2026 1Q		
	Actual	Sales ratio	Actual	Sales ratio	Year on year changes
Net Sales	18,742	–	**17,678**	—	**- 5.7 %**
Operating profit	3,386	18.1 %	**3,171**	**17.9 %**	**- 6.3 %**
EBITDA	4,235	22.6 %	**4,091**	**23.1 %**	**- 3.4 %**
Depreciation	830	4.4 %	**920**	**5.2 %**	**8.5 %**
Ordinary profit	3,701	19.7 %	**2,954**	**16.7 %**	**- 20.2 %**
Profit attributable to owners of parent	2,577	13.8 %	**2,884**	**16.3 %**	**11.9 %**

(millions of yen)

Comparison between Plan and Results

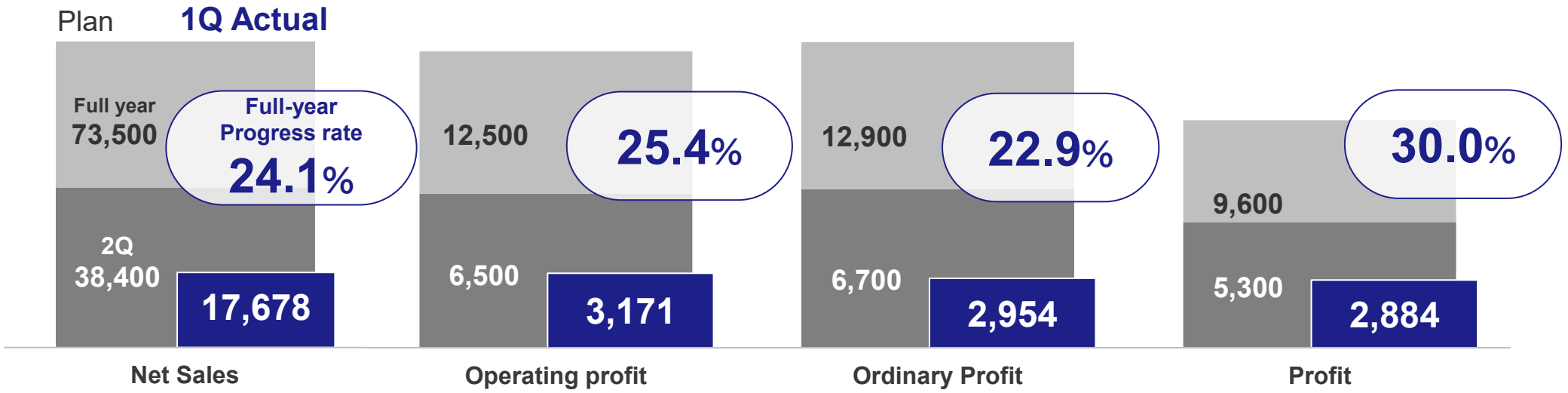

FY2025	1Q Actual	2Q(Planned)		Full year(Planned)	
		Amount	Progress rate	Amount	Progress rate
Net Sales	17,678	38,400	46.0 %	73,500	24.1 %
Operating profit	3,171	6,500	48.8 %	12,500	25.4 %
EBITDA *	4,091	8,600	47.6 %	16,600	24.6 %
Ordinary profit	2,954	6,700	44.1 %	12,900	22.9 %
Profit attributable to owners of parent	2,884	5,300	54.4 %	9,600	30.0 %

Note : EBITDA=Operating profit + Depreciation + Amortization of goodwill

(millions of yen)

Analysis of Changes in Operating Profit

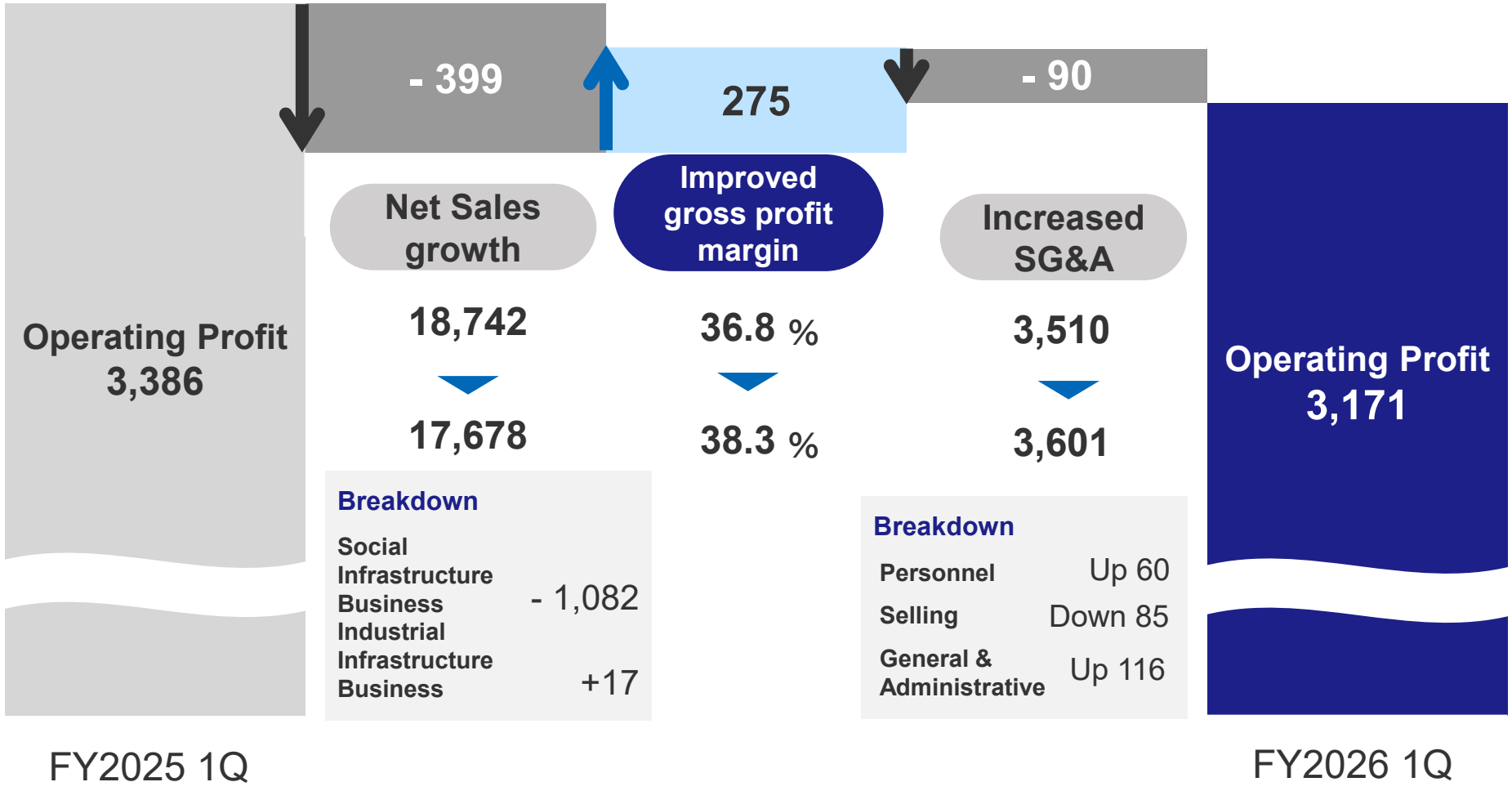

Financial Position

(millions of yen)

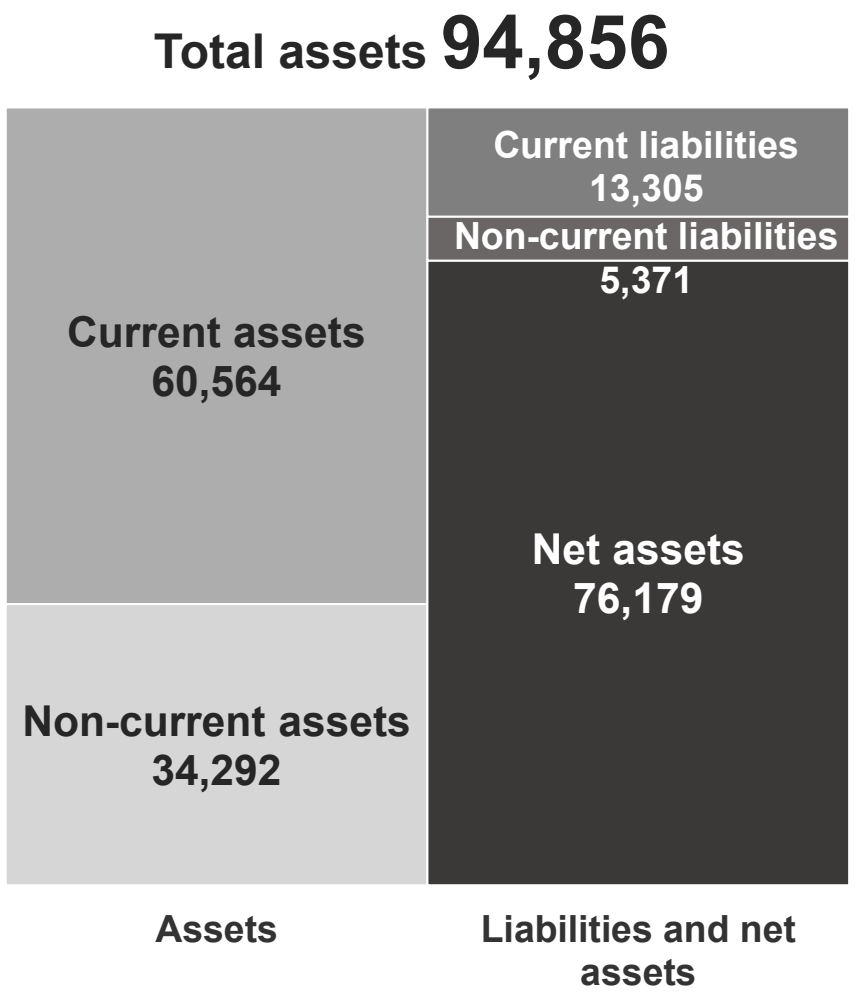

As of June 30, 2026

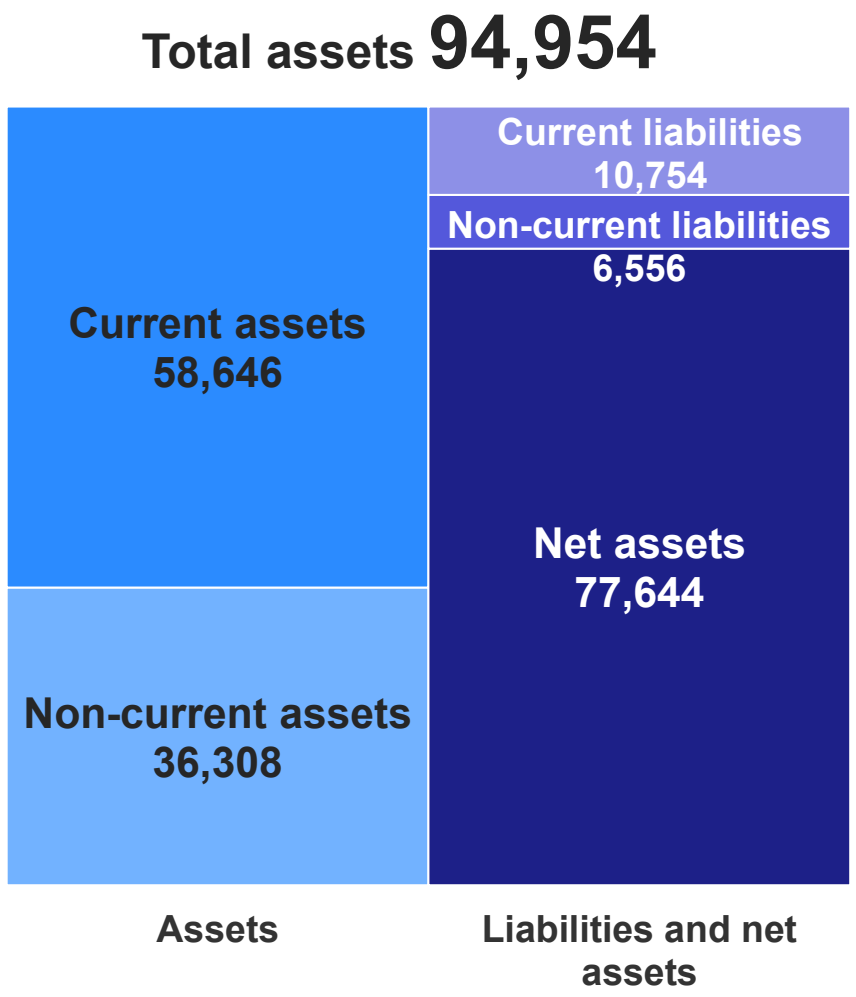

As of September 30, 2026

Key Indicators – ROE and ROIC

For Reference

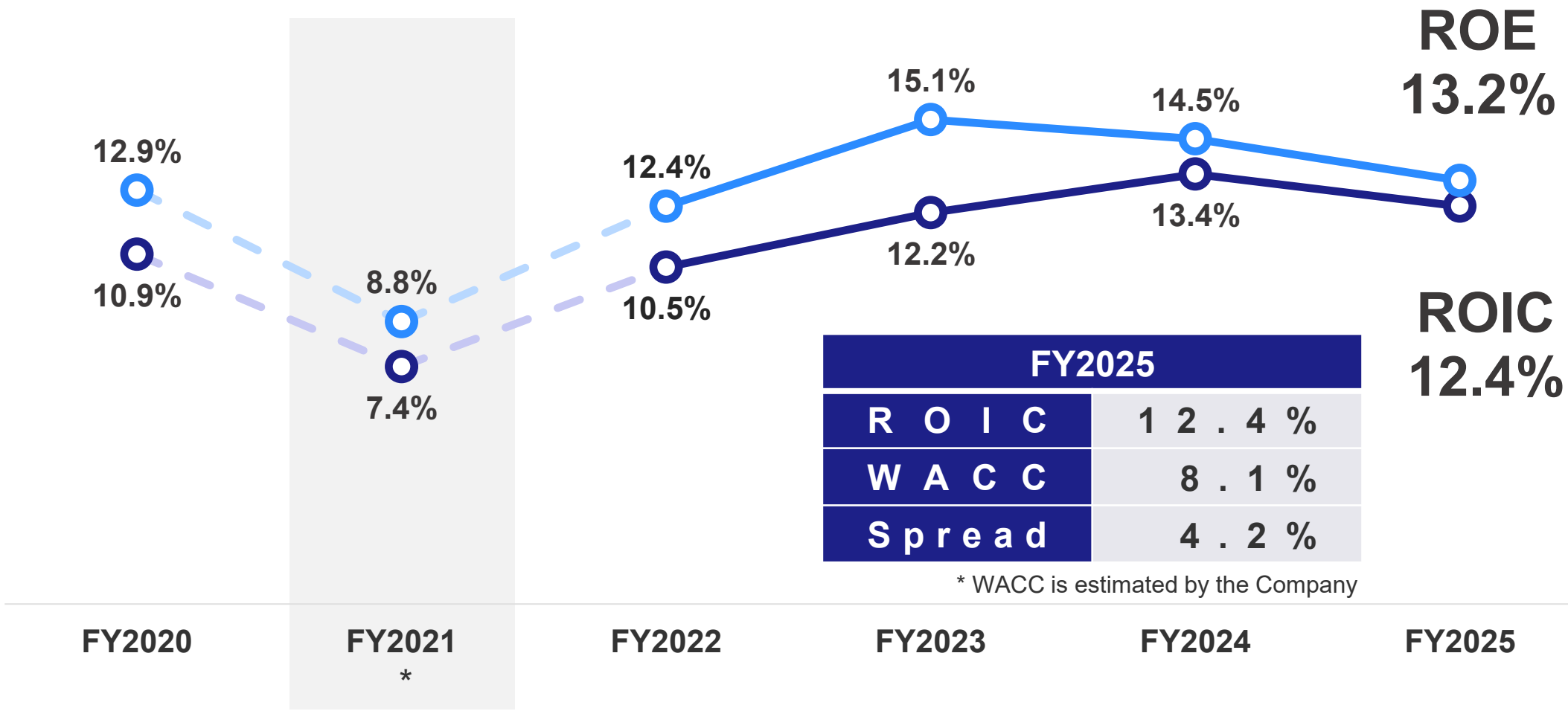

FY2025	
ROIC	12.4%
WACC	8.1%
Spread	4.2%

* WACC is estimated by the Company

Note: Since it was a transitional period for the change in the accounting period, the fiscal year ended June 2022 was 9 months and 10 days, from September 21, 2021 to June 30, 2022.

2 Financial Summary by Segment

Summary of Financial Results by Segment

(millions of yen)

	1Q FY2025			1Q FY2026			
	Actual	Operating profit margin	weight	Actual	Operating profit margin	weight	Year on year changes
Net Sales							
Social Infrastructure Business	**12,381**		66.1 %	**11,299**		**63.9 %**	**- 8.7 %**
Industrial Infrastructure Business	**6,361**		33.9 %	**6,378**		**36.1 %**	**0.3 %**
Total	**18,742**		100.0 %	**17,678**		**100.0 %**	**- 5.7 %**
Operating profits							
Social Infrastructure Business	**2,490**	20.1 %	66.4 %	**2,305**	**20.4 %**	**64.0 %**	**- 7.4 %**
Industrial Infrastructure Business	**1,260**	19.8 %	33.6 %	**1,297**	**20.3 %**	**36.0 %**	**3.0 %**
Subtotal	**3,750**	–	100.0 %	**3,603**	–	**100.0 %**	**- 3.9 %**
Common	**- 364**	–	–	**- 432**	–	–	–
Total	**3,386**	18.1 %	–	**3,171**	**17.9 %**	–	**- 6.3 %**

Achievement Rate against Plan by Segment

(millions of yen)

Social Infrastructure Business

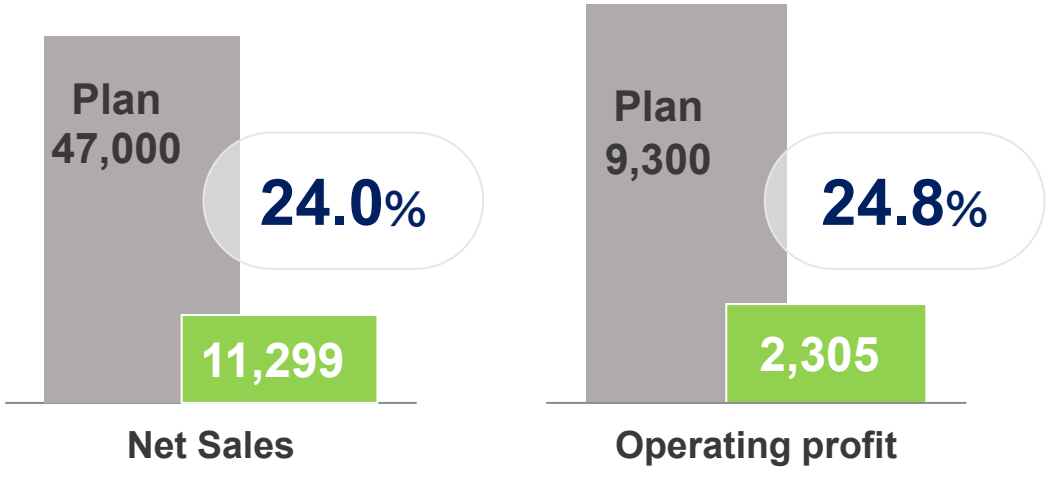

Industrial Infrastructure Business

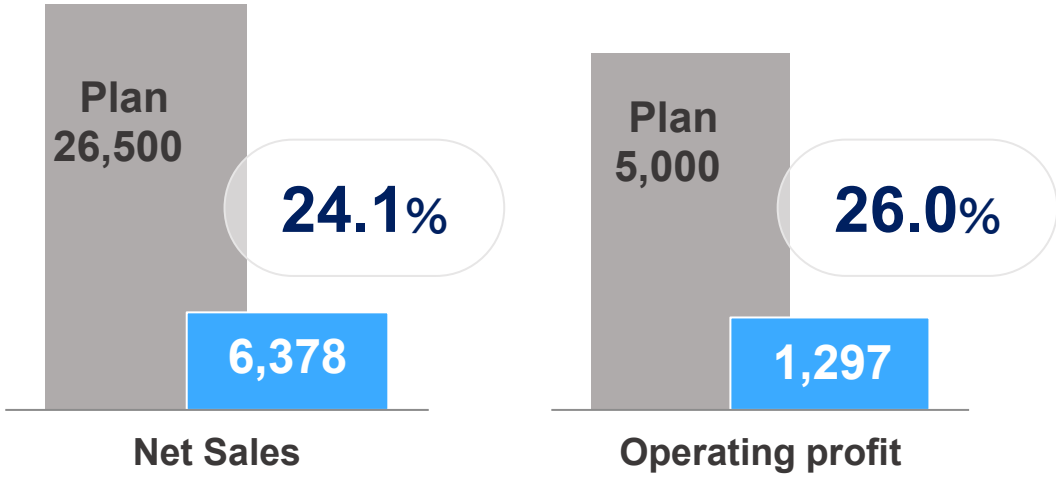

FY2026	Net sales			Operating profit		
	1Q Actual	Plan		1Q Actual	Plan	
		Amount	Progress rate		Amount	Progress rate
Social Infrastructure Business	11,299	47,000	24.0 %	2,305	9,300	24.8 %
Industrial Infrastructure Business	6,378	26,500	24.1 %	1,297	5,000	26.0 %
Common				- 432	- 1,800	–
Total	17,678	73,500	24.1 %	3,171	12,500	25.4 %

(millions of yen)

Segment Performance − Social Infrastructure Business

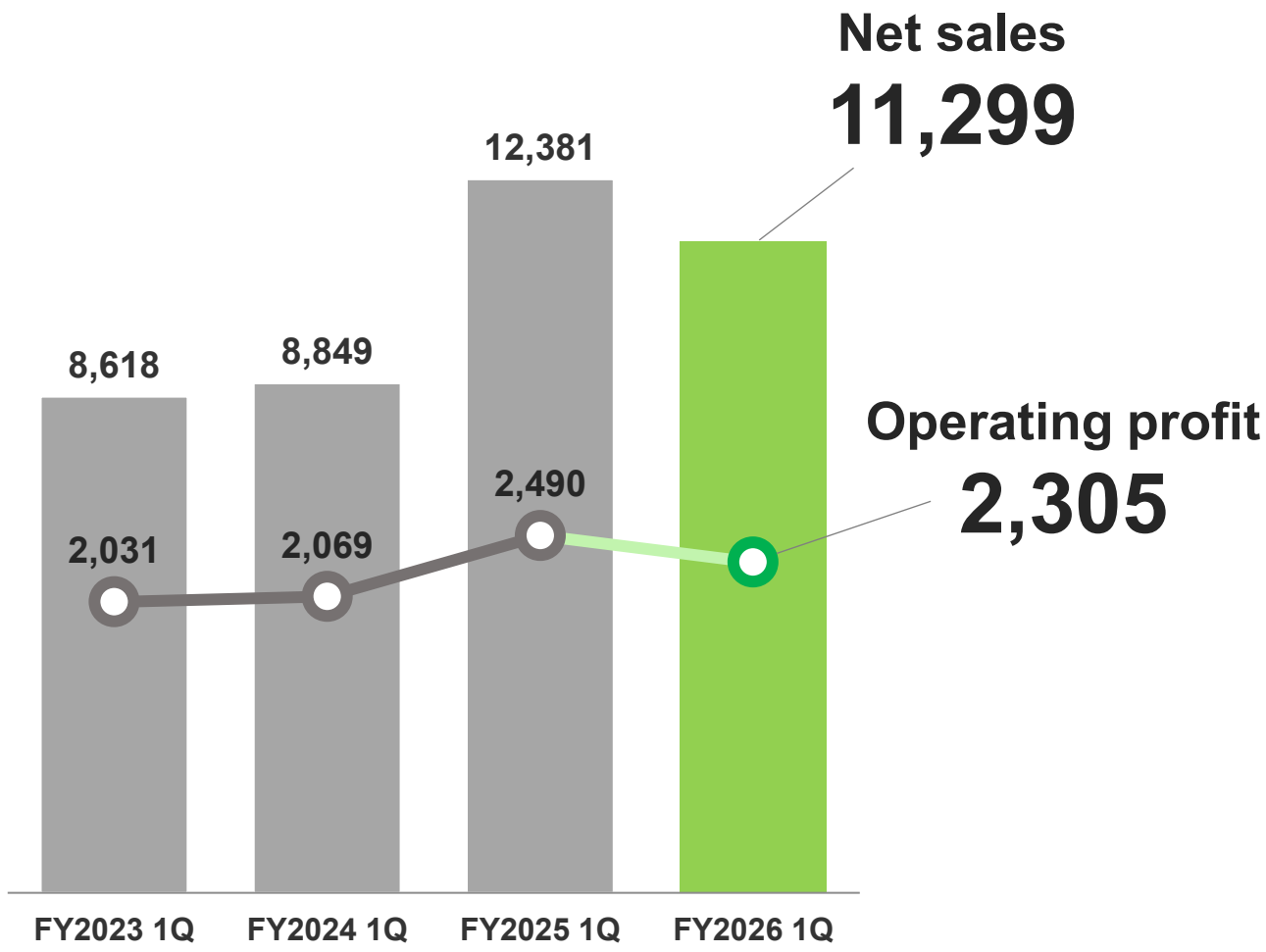

Positive Factors

- **The core civil engineering materials business performed steadily, particularly in river, slope protection, and landscape materials. Although some large-scale projects were delayed, they are expected to get underway from the second quarter.**
- **Subsidiaries also performed steadily overall, with Maedakosen Industrial Products, which joined the Group in 2025, contributing positively to earnings.**
- **Nagoya Oil Chemical, which became a subsidiary in September, will contribute to earnings from the second quarter, when its income statement will be consolidated.**

Negative Factors

- **The fish meal business fell significantly below both the plan and the previous year's level due to a shortage of sardines caused by global warming. Prices increased due to supply shortages.**

(millions of yen)

Segment Performance − Industrial Infrastructure Business

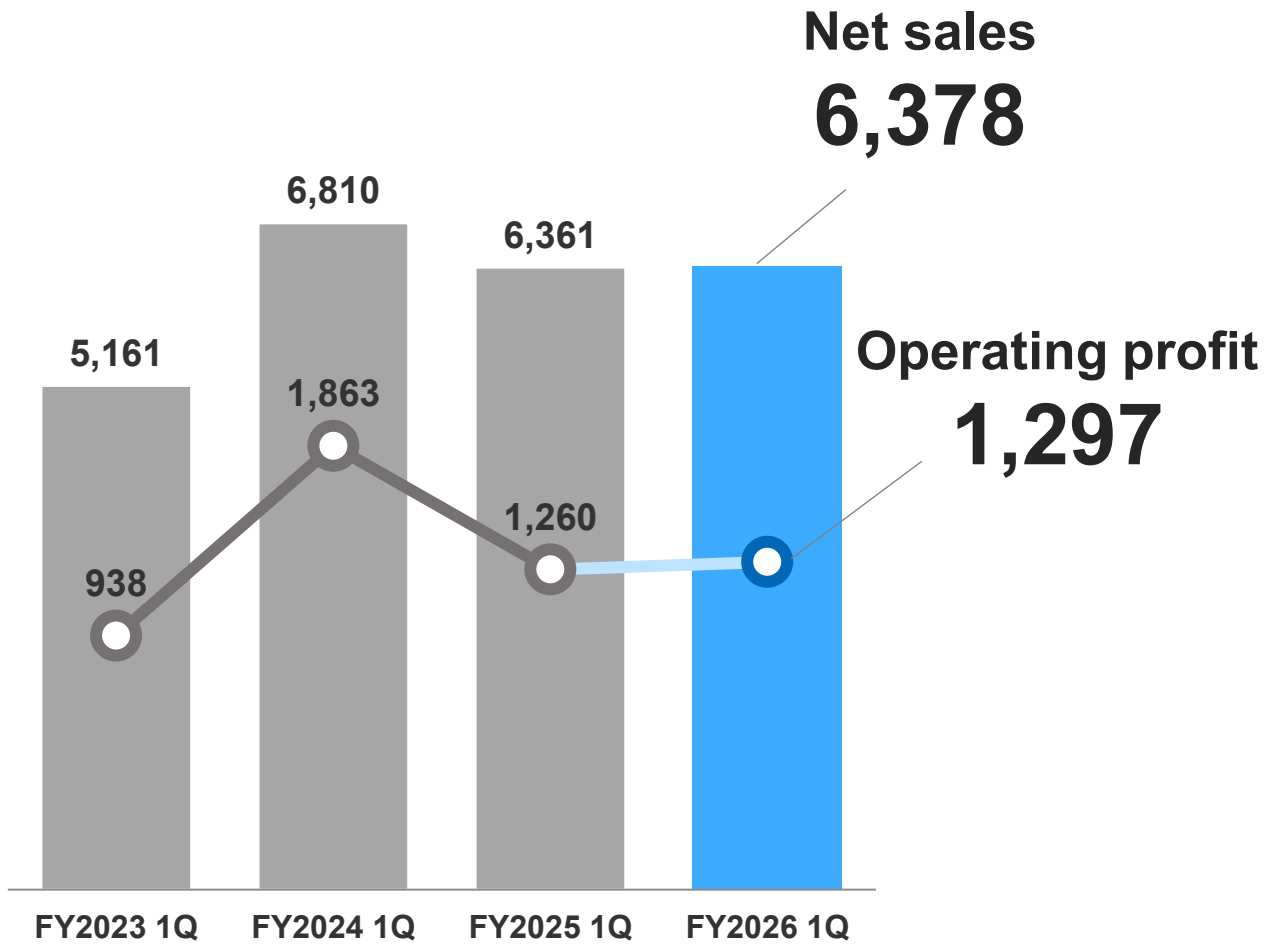

Positive Factors

- **The BBS business as a whole performed above plan and improved year on year, driven particularly by the recovery in performance at BBS Germany.**
- **At MIRAI KOSEN, the wiping cloth business continued to perform steadily, supported by favorable conditions in the semiconductor market. The company aims to increase sales through the launch of newly developed products.**

Negative Factors

- **Sales to certain customers of MIRAI KOSEN declined due to inventory adjustments.**

Topics –Nagoya Oil Chemical Becomes a Subsidiary

名古屋油化
NAGOYA OILCHEMICAL

Business activities:
Manufacture and sale of sound-absorbing surface materials for automobiles

Location	213-5 Honowari, Minamishibata-machi, Tokai, Aichi
Established	September 20, 1958
Capital	¥50 million
Number of employees	47

1Q: Consolidated BS / 2Q: Consolidated PL








3 Forecast of Consolidated Financial Results for the Fiscal Year Ending June 30, 2027

Forecast for the FY2026(Initial Forecast)

- **As the final year of the medium-term management plan “Global Vision ∞ -PART II-,” we aim to achieve results that exceed the initial numerical targets and connect them to the next medium-term management plan.**

- **We will implement business development (including M&A strategies) aligned with new demands in Japan’s “Regional Future Strategy, ” such as “infrastructure development and disaster prevention,” “defense-related businesses,” “semiconductors,” and “GX,” aiming to expand our business operations with accompanying profit margins.**

- **To counter the soaring raw material and fuel prices due to the uncertainty in the Middle East situation, we will implement 1) appropriate pricing and 2) strengthening of purchasing power across the entire group.**

Forecast of FY2026（Consolidated Financial Plan）

（millions of yen）

	FY2025 Actual		FY2026(Planned)			
			2Q		Full year	
	2Q	Full year	Amount	Change	Amount	Change
Net sales	37,904	71,389	**38,400**	1.3 %	**73,500**	3.0 %
Operating profit	7,175	12,033	**6,500**	- 9.4 %	**12,500**	3.9 %
EBITDA	8,920	15,737	**8,600**	- 3.6 %	**16,600**	5.5 %
Ordinary profit	7,859	12,892	**6,700**	- 14.7 %	**12,900**	0.1 %
Profit attributable to owners of parent	5,406	9,571	**5,300**	- 2.0 %	**9,600**	0.3 %

Forecast of FY2026 by Segment

(millions of yen)

		FY2025 Actual	FY2026 Full year Plan	FY2026 Year on year change
Social Infrastructure Business	Net sales	46,792	47,000	0.4%
	Operating profit	8,855	9,300	5.0%
Industrial Infrastructure Business	Net sales	24,596	26,500	7.7%
	Operating profit	4,704	5,000	6.3%
Common	Operating profit	- 1,526	- 1,800	—
Total	Net sales	71,389	73,500	3.0%
	Operating profit	12,033	12,500	3.9%

Forecast of Facility Investment and Depreciation

(millions of yen)

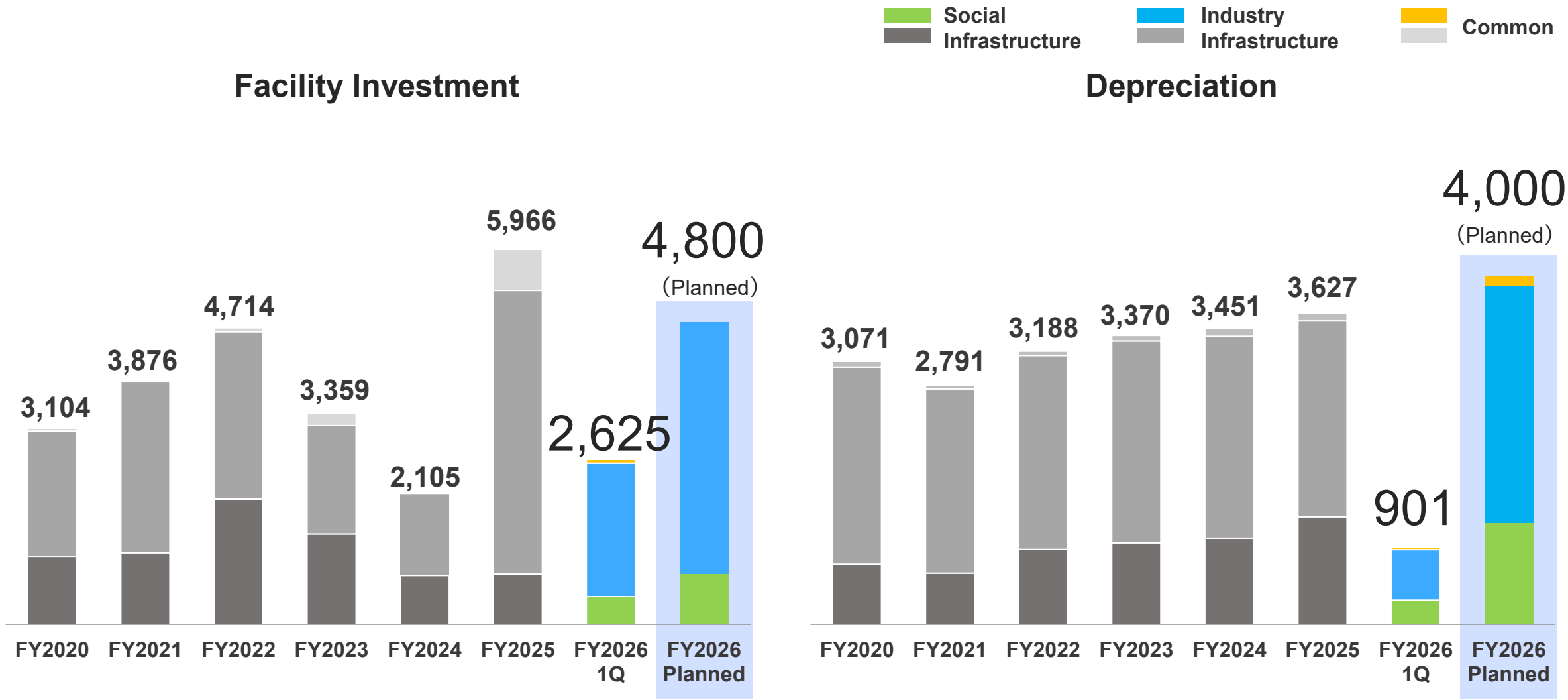

Note: The fiscal year ended June 2022 was 9 months and 10 days, from September 21, 2021 to June 30, 2022.

Shareholder Return Measures

Basic policy on shareholder return measures

1. **Continuation of progressive dividends**
   Continuous dividend growth since listing
2. **Surplus dividend rate**
   Indicator：**dividend on equity ratio (DOE)**
   ・・・Due to significant fluctuations in profit

+

3. **Acquisition of Treasury Shares**
   Implemented this time
   ・・・ See next page for details

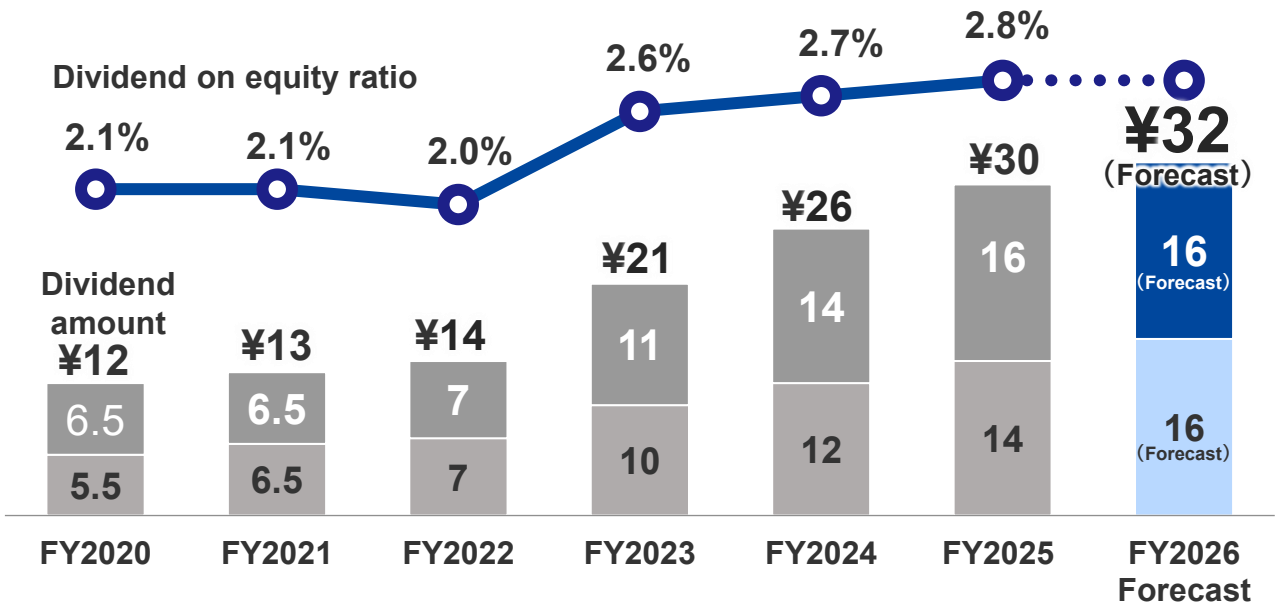

Note 1: The fiscal year ended June 2022 is the 9 months and 10 days from September 21, 2021 to June 30, 2022.
Note 2: Effecive July 1,2024, the Company conducted a 2-for-1 stock split of shares of common stock. Dividends paid prior to the fiscal year ending June 30, 2025 take into account of this stock split.

FY2026 shareholder return measures

Dividend

Interim dividend (forecast)	¥16 (Up ¥2 YoY)
Year-end dividend (forecast)	**¥16 (Up ¥0 YoY)**
Full-year dividend (forecast)	**¥32 (Up ¥2 YoY)**

¥32 × 65.5 million shares = ¥2,096 million
*Assumed number of shares excluding treasury shares

Treasury Share Acquisition (Maximum)	**¥3,000 million**
Total Shareholder Returns	**¥5,096 million**

(Reference: Total Shareholder Return Ratio: 53.1%)

Acquisition of Treasury Shares

Purpose of the Acquisition

- As a constituent of the **"New TOPIX,"** the Company aims to enhance shareholder returns and improve capital efficiency
- Utilization for Flexible Capital Policy Initiatives
  → Growth investments, Strategic alliances, M&A, and Incentives for officers and employees

Details of the Acquisition (Summary)

Total number of shares to be acquired	Up to 1,500,000 shares (2.25% of total shares outstanding, excluding treasury shares)
Total acquisition cost	Up to ¥3.0 billion
Acquisition period	November 16, 2026 to November 30, 2026

4 M&A Growth Strategy

Use of M&A

Medium-Term Business Plan “GLOBAL VISION ∞ -PART Ⅱ-”
establish a 4-year M&A investment quota of **20 billion yen** to accelerate growth through M&A

M&A Policy

Target

In principle, "Manufacturing " companies, companies with special technologies and products

Focus areas

Strengthen existing businesses		Creation of new businesses
Same industry as existing businesses Civil engineering and construction materials, bird and animal control, horticultural greenhouses, and reputable-brand auto components	**Existing business periphery** Civil engineering works (slope and bridge maintenance), civil engineering-related and agriculture-related materials, textile-related products	**New business** Top niche company, projects for government agencies, healthcare, sports, pet supplies

Overseas
Civil engineering and construction materials, ASEAN

PMI

Simple PMI

doing common things well x “Mixing”

- Organizational and safety measures at production sites
- Appropriate capital investment
- Continuous improvement activities in production
- Visualization of figures and results
- Establishment of monthly meeting structure
- Providing management personnel

Building cooperative relationships as equal partners rather than hierarchies

Mixing together the Group’s people, manufacturing, skills, and networks

Note: PMI (post-M&A integration process)

M&A Companies(1)

	Acquisition year	Name	Location	Business activities	Acquisition rationale
1	2002	Ohta Kogyo ⋆Merged with MAEDAKOSEN	Hyogo	Manufacture and sale of turbidity control products and oil spill containment products	Adjacent
2	2004	Zeon Environmental Materials *MAEDAKOSEN acquired the business	Tokyo	Manufacture and sale of recycled plastic lumber and road construction materials, and sale of imported geotextiles	Adjacent
3	2005	Nippon Non-woven Fabrics ⋆Nippon Non-woven Fabrics acquired the business,and merged with MAEDAKOSEN	Shiga	Manufacture and sale of various nonwoven fabrics	Adjacent
4	2009	Sun Green ⋆Merged with MAEDAKOSEN	Hokkaido	Manufacture and sale of greening and revegetation products, and thinning-wood products	Adjacent
5	2009	Magne Corporation ⋆Merged with MAEDAKOSEN	Fukuoka	Manufacture and sale of multifunctional polymer cement mortar products	Adjacent
6	2011	Kitahara Denboku ⋆Present MIRAI no Agri	Hokkaido	Manufacture and sale of wildlife damage prevention products, electric fencing systems, and grazing facilities	New Domains
7	2012	Technos ⋆Present MIRAI KOSEN	Fukui	Manufacture and sale of wiping cloths for precision equipment manufacturing	New Domains
8	2013	Washi Kosan/ Washi Beam ⋆Present BBS Japan	Toyama	Manufacture and sale of forged aluminum wheels for automobiles	New Domains
9	2014	Daiichi ⋆Merged with MIRAI KOSEN	Ishikawa	False-twist texturing of polyester yarns for apparel and industrial applications, and circular knitting	Core Enhancement

M&A Companies(2)

	Acquisition year	Name	Location	Business activities	Acquisition rationale
10	2015	Ogawa Techno *MIRAI TECHNO acquired the business	Iwate	Manufacture and sale of tents and personal equipment for the Ministry of Defense, marine civil engineering products, and heavy-duty canvas products	Core Enhancement
11	2016	Green System ⋆Merged with MIRAI no Agri	Fukushima	Manufacture and sale of horticultural greenhouses and agricultural materials	New Domains
12	2018	Kushiro Highmeal	Hokkaido	Manufacture and sale of fish meal and fish oil	New Domains
13	2019	OKINAWA KOSEN ⋆established the company	Okinawa	Manufacture, sale, and rental of civil engineering materials	Core Enhancement
14	2021	SK Electric ⋆Present MIRAI no Agri	Hokkaido	Manufacture and sale of electric fencing systems and dairy farming products	Core Enhancement
15	2021	Seven Chemical	Tokyo	Manufacture and sale of exterior wall waterproofing materials	New Domains
16	2024	SAIKOBO	Shiga	Planning, design, manufacture, and sale of playground equipment and related products	Adjacent
17	2025	Mitsui Industrial Products ⋆Present Maedakosen Industrial Products Co., Ltd.	Tokyo	Manufacture, processing, and sale of civil engineering materials, construction materials, and piping materials	Core Enhancement New Domains
18	2026	Nagoya Oil Chemical	Aichi	Manufacture and sale of sound-absorbing surface materials for automobiles	Core Enhancement

M&A Investment Effects

- **A total of 18 M&A transactions have been completed, and all acquired companies have expanded their business performance compared with the time of acquisition.**
- In particular, profit growth has been significant.

BBS（Consolidated）

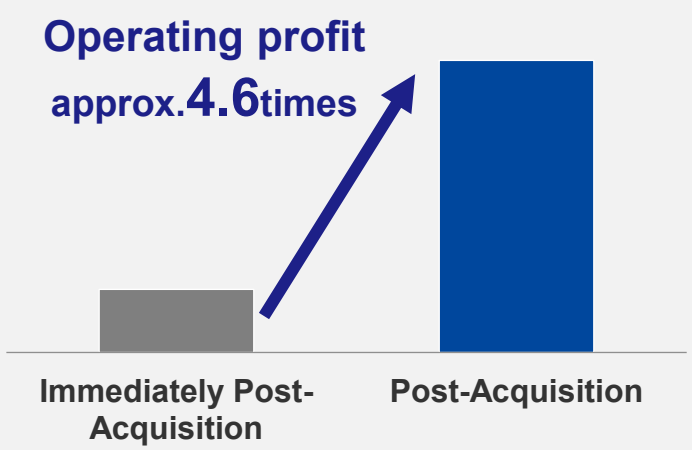

Joined the Group in 2014

Achieved Significant Growth Through Substantial Capital Investments and Other Strategic Initiatives

MIRAI TECHNO

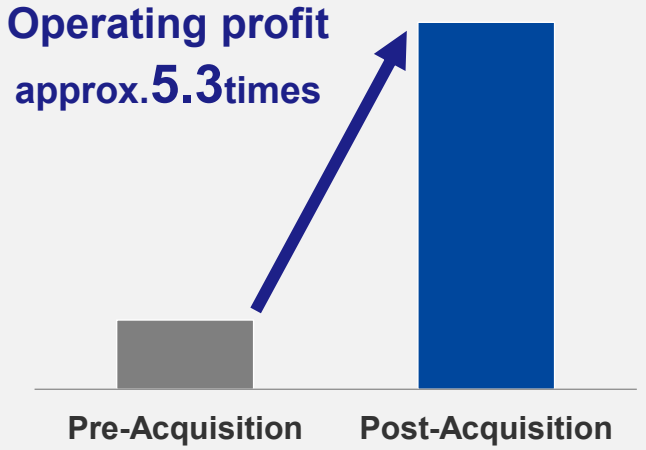

Joined the Group in 2015

Profit growth driven by improved productivity

Seven Chemical

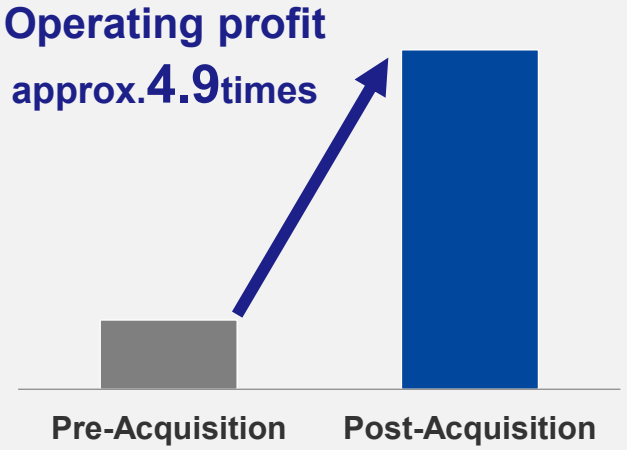

Joined the Group in 2021

Higher profits driven by productivity improvements from factory reconstruction

6 Medium-Term Business Plan “GLOBAL VISION ∞ - PART Ⅱ-”

Growth Targets

(billions of yen)

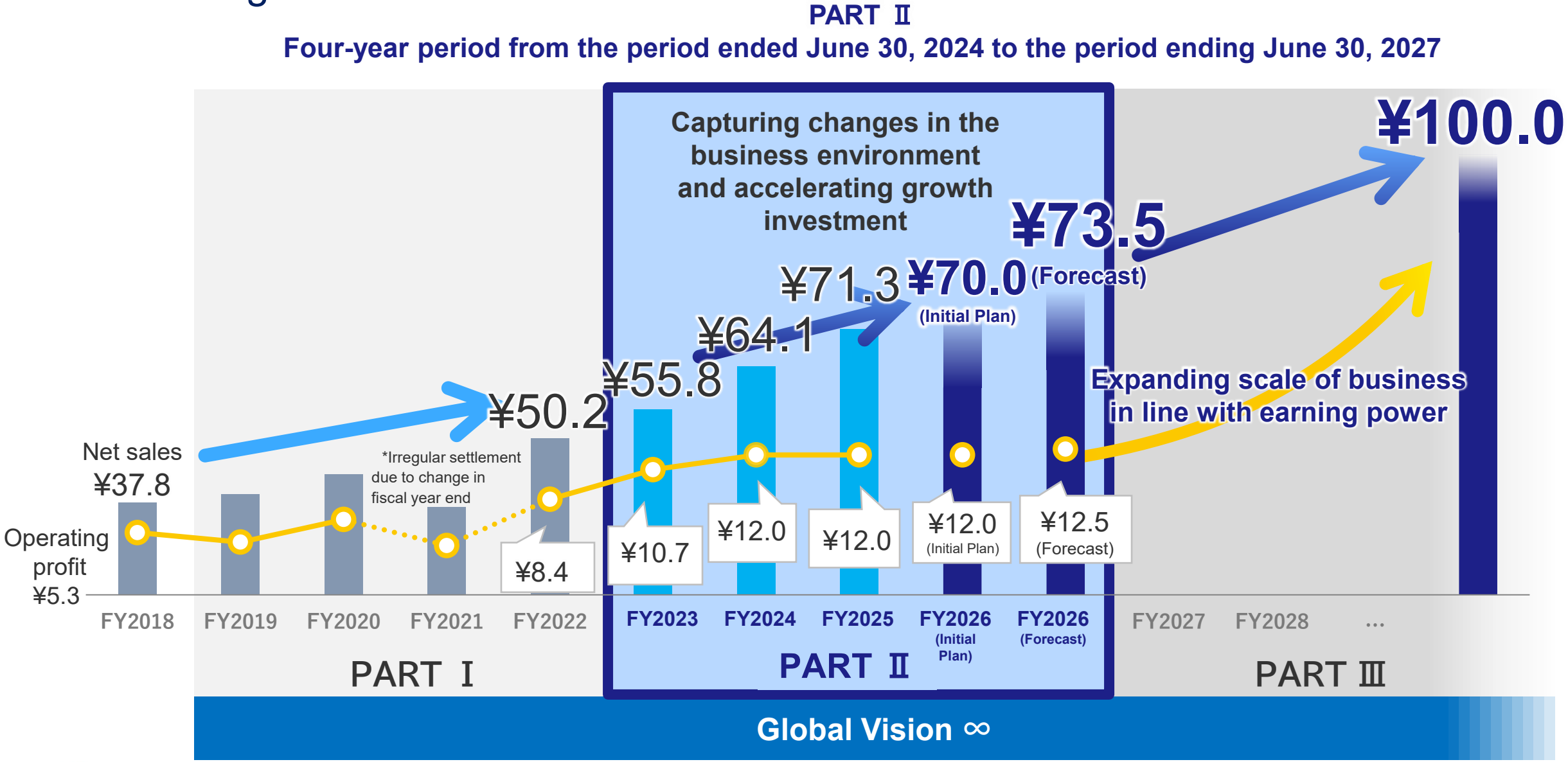

Embedding the New Sales Management Structure

Key Points for Embedding the Group-wide Sales lead management

1

“Visualization” of future projects

From **Past Results** to **Future Forecasts**



2

All sales leads are open within the company

Targeting **Annual Growth of 5% or More**



3

Successfully capitalizing on sales leads

Driving Strategic Actions for Future Growth

A Virtuous Cycle Takes Hold



4

Accumulating sales leads

Steadily Achieve Short- and Long-term Sales Targets



Expected Benefits

- **Shifting Beyond Short-term Sales Focus**
- **Promoting the Evolution of Sales Toward Future Value Creation**

Main Strategies

GLOBAL VISION ∞ Main Strategies (Overview)

Strengthening existing businesses and launching new businesses

Planned capital investment: ¥15,000 million
(Four-year total)

Utilizing M&A as growth strategy

M&A investment budget: ¥20,000 million
(Four-year total)

Expansion of global network

Overseas sales ratio: 30%
(FY2026 target)

+

ESG + H

- **Expand use of solar power generation**
- **Strengthen work engagement**

Performance Targets（from FY2023 to FY2026）

（millions of yen）

	PART Ⅰ	PART Ⅱ				FY2026 Forecast (Released on August 7, 2026)
	FY2022 Actual	FY2023 Actual	FY2024 Actual	**FY2025 Actual**	**FY2026 Initial Plan**	
Net sales	50,204	55,833	64,108	**71,389**	**70,000**	**73,500**
Operating profit	8,493	10,736	12,026	**12,033**	**12,000**	**12,500**
EBITDA	11,682	14,106	15,515	**15,737**	**15,000**	**16,600**
Profit attributable to owners of parent	5,258	7,979	9,489	**9,571**	**8,000**	**9,600**
ROE	12.4 %	15.1 %	14.5 %	**13.2** %	**12** % or more	**12** %

Cash allocation

Progress toward the Medium-Term Management Plan PART-II-Period (FY2023 - FY2026) total (estimate)

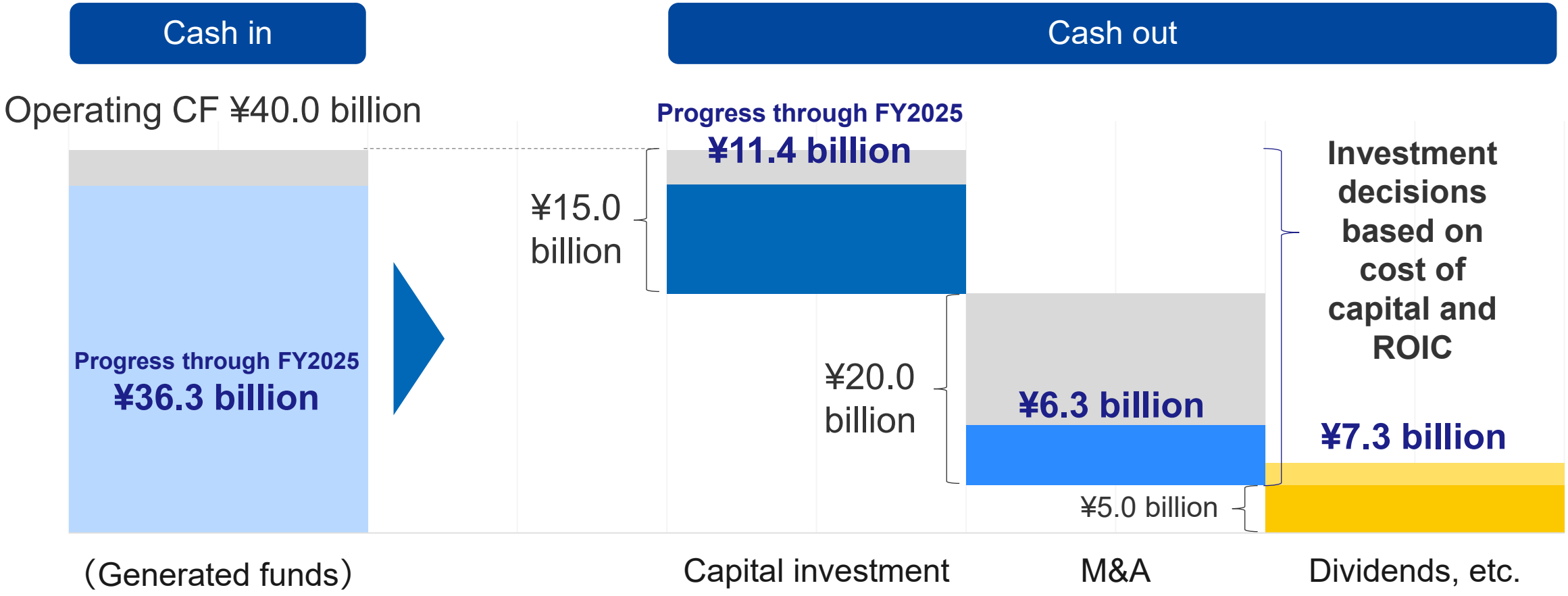

7 Company Profile

Company Profile

（as of September 30, 2026）

Name	MAEDAKOSEN CO., LTD.		
Headquarter office	Fukui：38-3 Okinunome, Harue-cho, Sakai-shi, Fukui, Japan Tokyo：Shiba Park Bldg. A-12F 2-4-1 Shibakoen, Minato-ku, Tokyo, Japan		
Representative	Yukitoshi Maeda, Chairman and Representative Director Takahiro Maeda, President and Representative Director		
Founded	1918	Established	1972
Fiscal year-end	June 30	Capital	6,422 millions of yen
Number of employees	1,883 persons（including officer, contract employee, part-timer, trainee, temporary employee）		
Total number of issued shares	68,080,612 shares （including treasury shares 1,394,597 shares）		
Stock code	7821（Prime Market in Tokyo Stock Exchange）		
Number of shares in one unit	100 shares	Number of shareholders	5,654 persons (as of June 30, 2026)



Fukui Headquarter Office


Tokyo Headquarter Office

Business history and Net sales

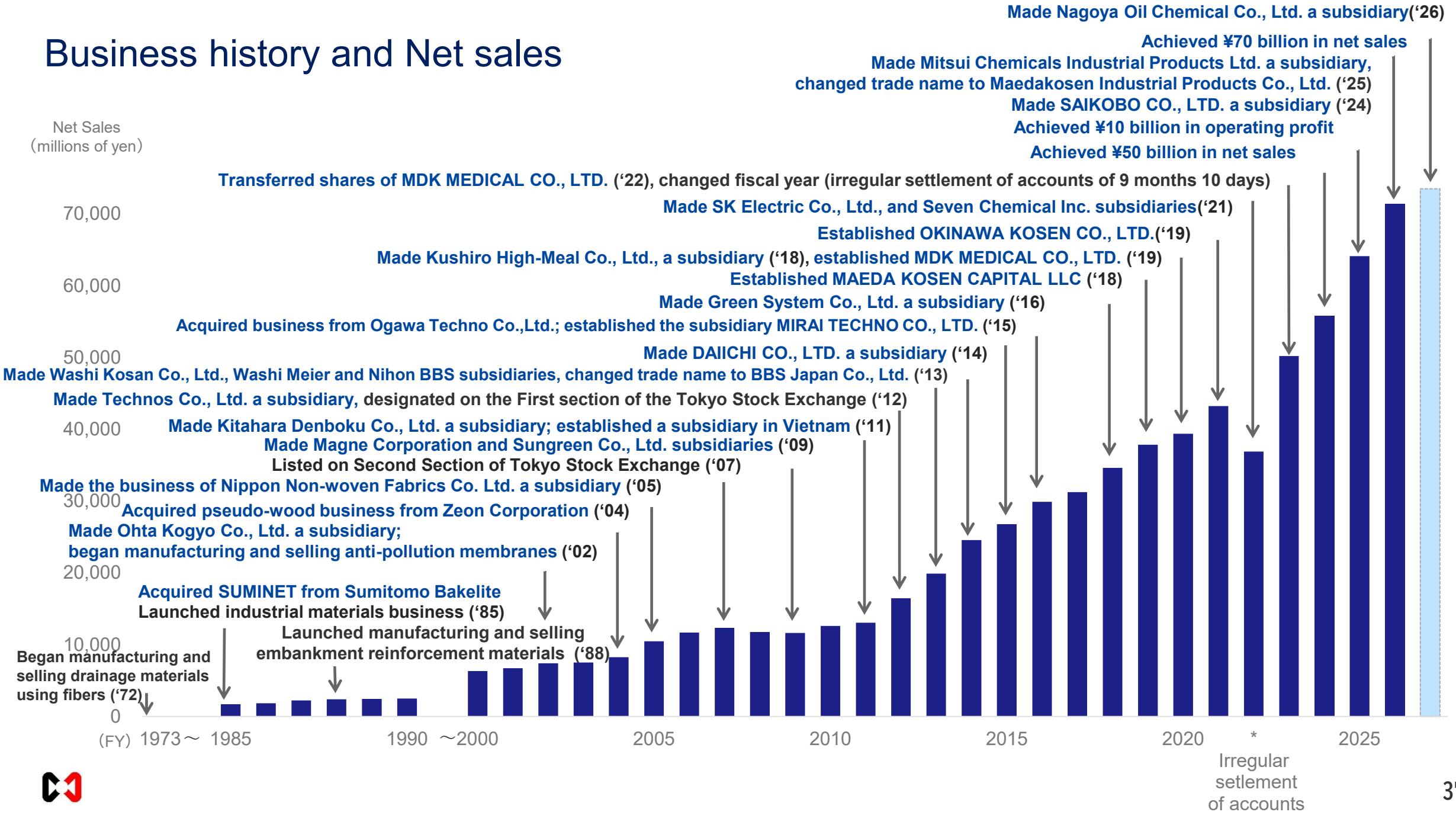

Group Network

MAEDAKOSEN(non-consolidated) 14 business places / 5 factories

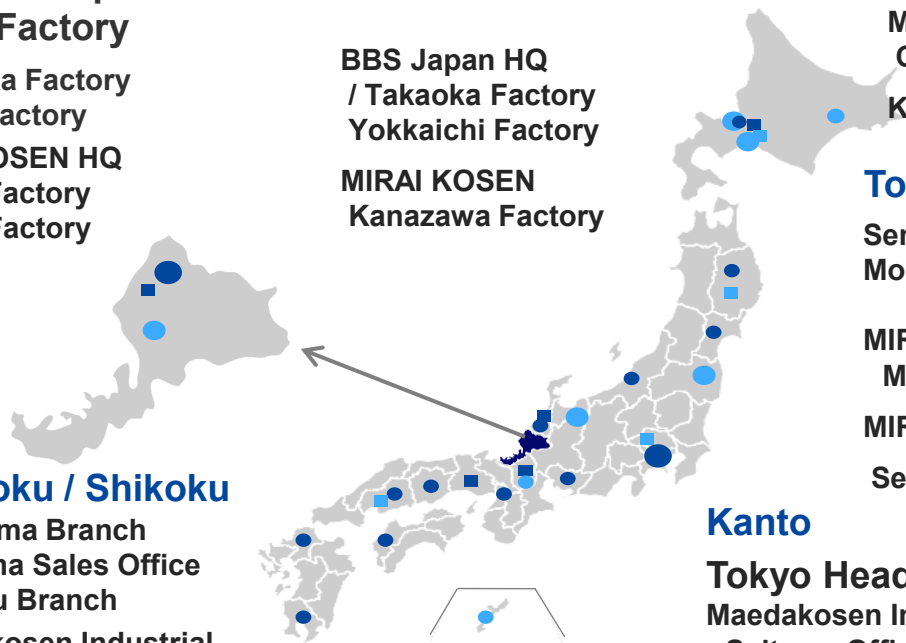

Fukui Prefecture

Fukui Headquarter Office / Main Factory

Maruoka Factory
Sakai Factory

MIRAI KOSEN HQ
/ Fukui Factory
Takefu Factory

Hokuriku (excluding Fukui)

Niigata Sales Office
Kanazawa Sales Office

BBS Japan HQ
/ Takaoka Factory
Yokkaichi Factory

MIRAI KOSEN
Kanazawa Factory

Hokkaido

Sapporo Branch

MIRAI no Agri Sapporo HQ
Chitose Factory

Kushiro Highmeal HQ

Tohoku

Sendai Branch
Morioka Sales Office

MIRAI TECHNO
Mizusawa Factory / Isawa Factory

MIRAI no Agri Fukushima HQ

Senoue Factory

Chugoku / Shikoku

Hiroshima Branch
Okayama Sales Office
Shikoku Branch

Maedakosen Industrial Products
Otake Office

Kyushu / Okinawa

Fukuoka Branch
Kagoshima Sales Office
OKINAWA KOSEN

Chubu / Kinki

Nagoya Branch
Osaka Branch
Nishinomiya Factory
Notogawa Factory

SAIKOBO HQ
Nagoya Oil Chemical HQ

Kanto

Tokyo Headquarter Office

Maedakosen Industrial Products HQ
Saitama Office

MIRAI TECHNOTokyo HQ

Seven Chemical HQ
Saitama Factory

BBS Japan Tokyo HQ

MAEDA KOSEN CAPITAL Tokyo HQ

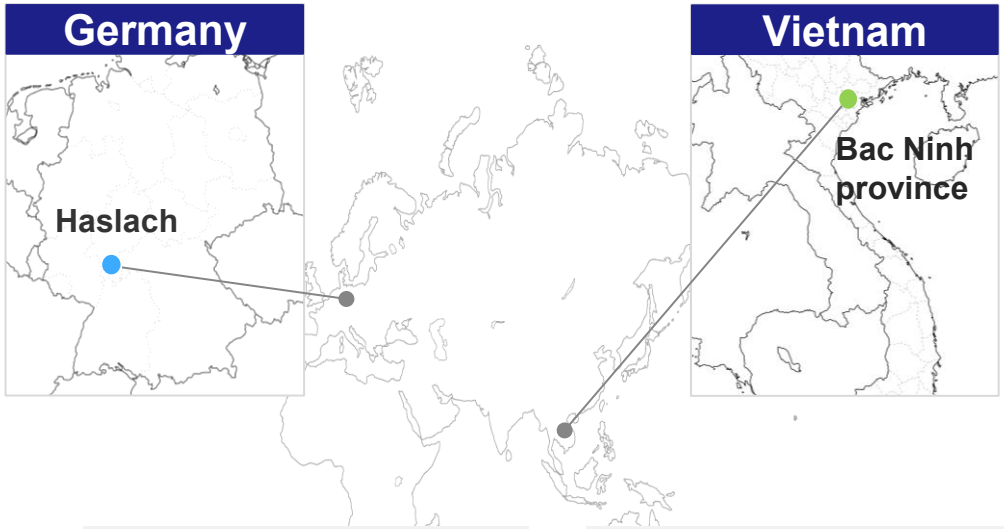

BBS Motorsport
BBS Japan Subsidiary



MAEDA KOSEN VIETNAM



Business Places

Factories

Promotion of Health Management

2026
健康経営優良法人
KENKO Investment for Health
大規模法人部門

Purpose of health management

Participate in maintaining and improving the health of its employees and to achieve improved employee performance. This will enable MAEDAKOSEN to grow into a company that contributes even more to the safety and security of society, and by achieving further business expansion, will increase its corporate value.

Promotion system

- The Chairman and CEO is at the top of promoting health management, and the Health Management Project Team, which consists of members from related departments and selected employees from each site working is working to implement measures promptly.
- In addition, discussions and information sharing are conducted at the safety and health committee attended by management and industrial physician as a forum for labor-management consultations.
- In the other cases, for the purpose of information sharing and consultation with employee representatives, employee representatives at each site are appointed as health management promotion officers and participate as members of the health management project team.
- Furthermore, we are working to improve and enhance the effectiveness of our measures by collaborating with the insurer (Association kempo) and utilizing external organizations.

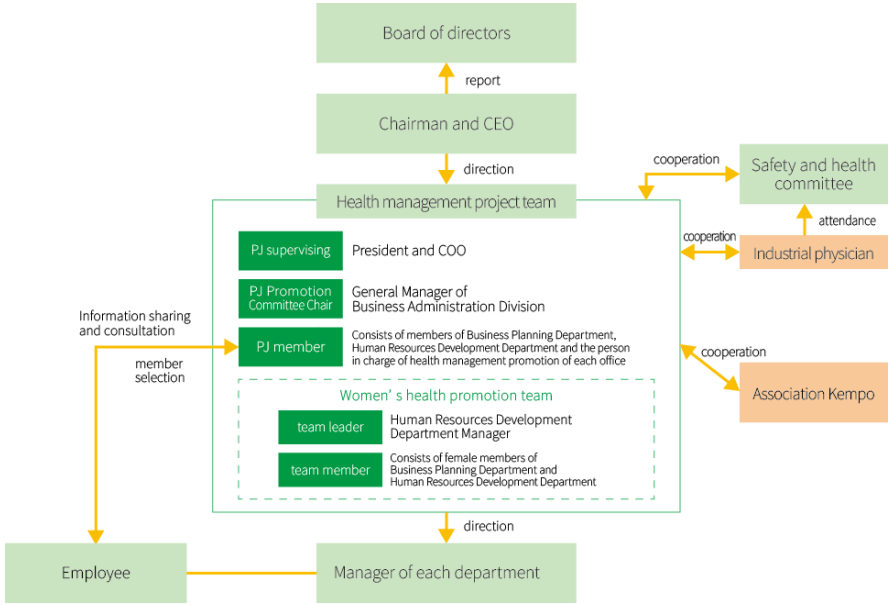

APPENDIX
Business Environment and Our Response

Business Environment

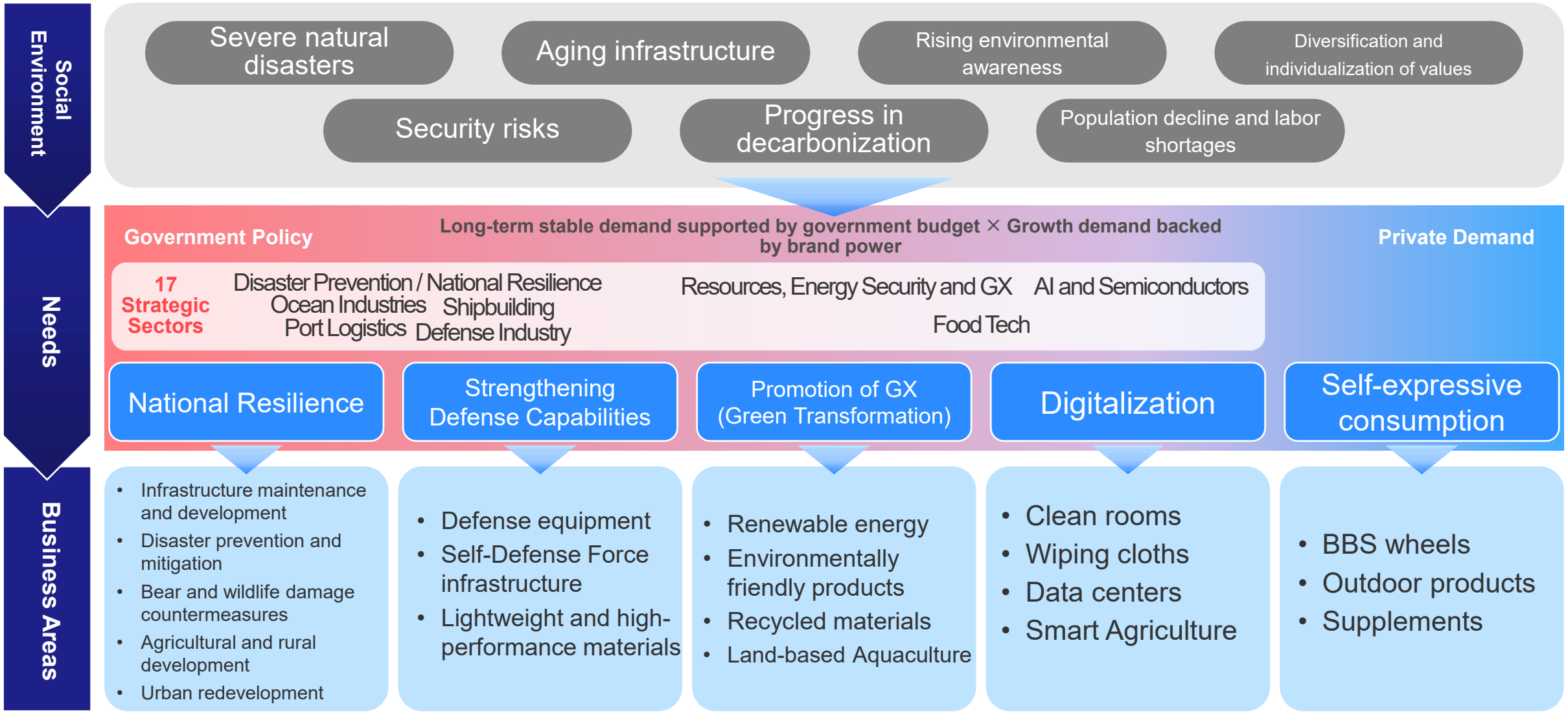

Medium-Term National Resilience Implementation Plan

Increasing the pace of resilience implementation

Time frame: 2026 - 2030

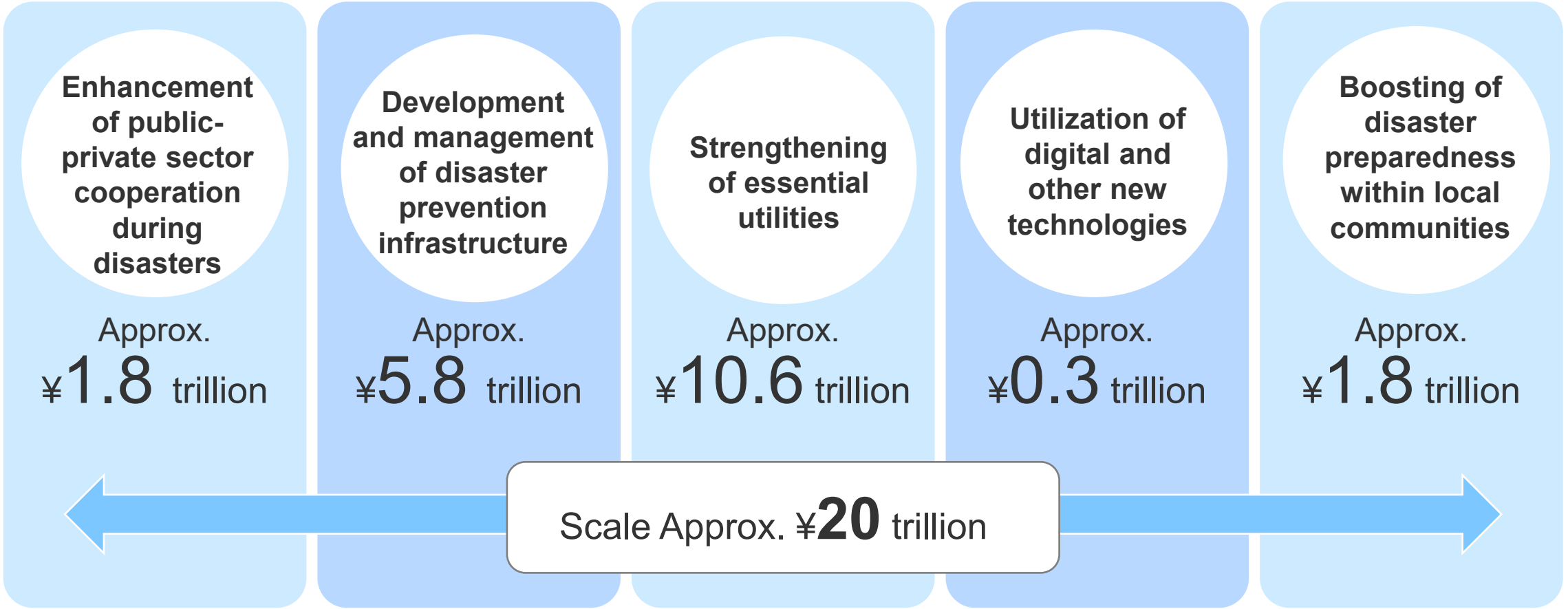

Based on data from the Cabinet Secretariat

Toward a New Stage in Disaster Prevention

Making serious efforts to prevent disasters

The years since 2010 have seen a succession of large-scale earthquakes, such as the 2011 Tohoku Earthquake, the 2016 Kumamoto Earthquakes and the 2024 Noto Peninsula Earthquake
→Establishment of the Disaster Prevention Agency (Nov. 2, 2026)

Disaster prevention = preventive measures and situational responses

It is particularly important to

enhance preventive measures

(Organize new measures for national resilience)

MAEDAKOSEN group will also create

a solid organization that can respond to rapid change

Reference

Proportion of infrastructure that is over 50 years old

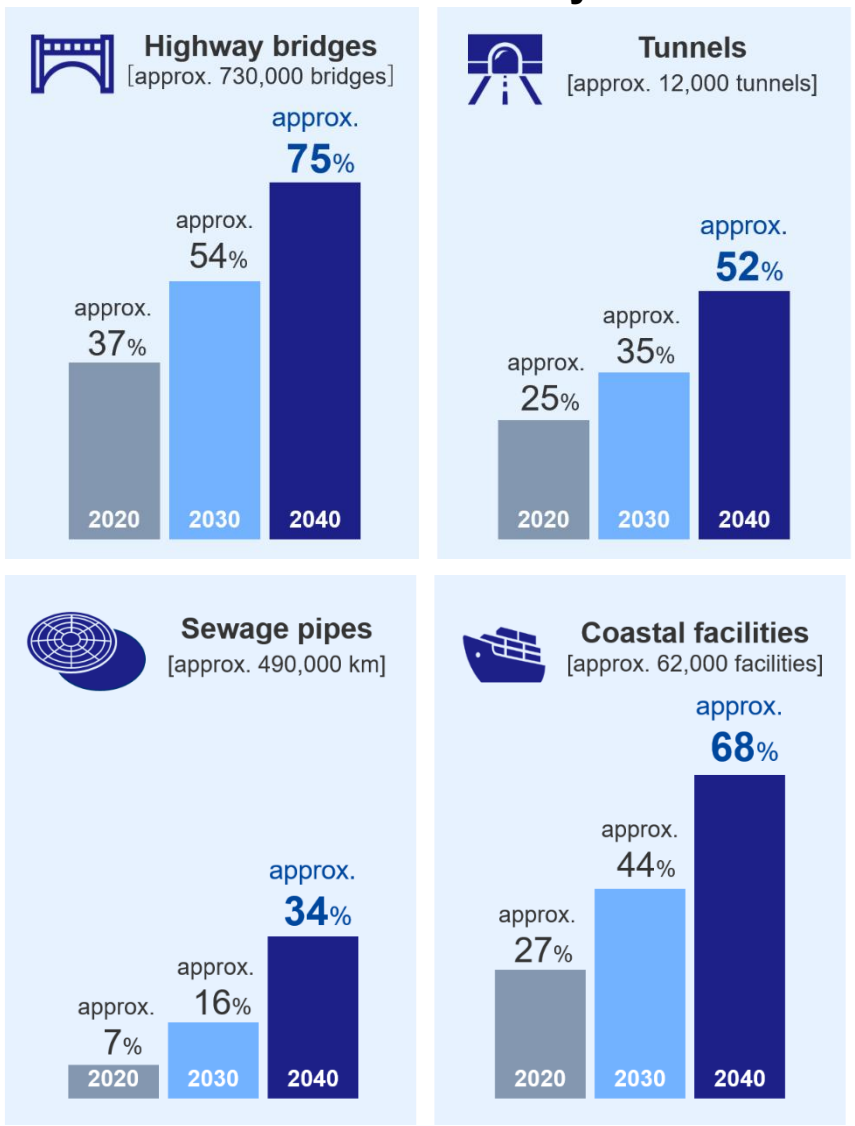

Based on data from the Ministry of Land, Infrastructure, Transport and Tourism

Infrastructure Development and Disaster Prevention

Contributing to the early restoration of damaged infrastructure in disaster recovery and road redevelopment

FY2026 Road-Related Budget Allocation Amounts (Project Costs)	
Directly Managed Projects:	**¥1.4599 trillion**
Subsidized Projects:	¥860.8 billion
Others	Disaster recovery project costs related to directly managed roads: ¥3.6 billion

Prepared based on the “FY 2026 Road-Related Budget Allocation Overview” from the Ministry of Land, Infrastructure, Transport and Tourism’s Road Bureau and City Bureau



Weather-resistant, large-sized sandbag

Two-ton Bag®

- Applicable to temporary works for emergency response and permanent restoration projects in disaster recovery operations.
- Effectively used not only for restoration work following natural disasters such as typhoons and heavy rainfall, but also for temporary earth-retaining structures in road construction projects.



Materials Supporting Defense Infrastructure

The application of our materials is expanding across highly public infrastructure sectors, including defense facilities, airports, and ports.

Sector		Products	
Airport development	For reinforced soil method	● ADEAM®(for ground reinforcement) ● ADEAM wall®(Reinforced soil wall method)	
Defence facilities	Drainage and water shielding	● MONODREN®(Drainage Material)	
	Greening and Weed control	● ASGUARD®(weed control sheet)	
Port development	Ocean/Port	● OK Silt Fence(Polluted water diffusion prevention boom) ● Net-Buffer Method®(Quay Wall Life Extension)	

Contribution to Renewable Energy Projects

Offshore Wind Energy

Preventing seabed scour around monopile foundations and mitigating turbine inclination caused by waves and tidal currents

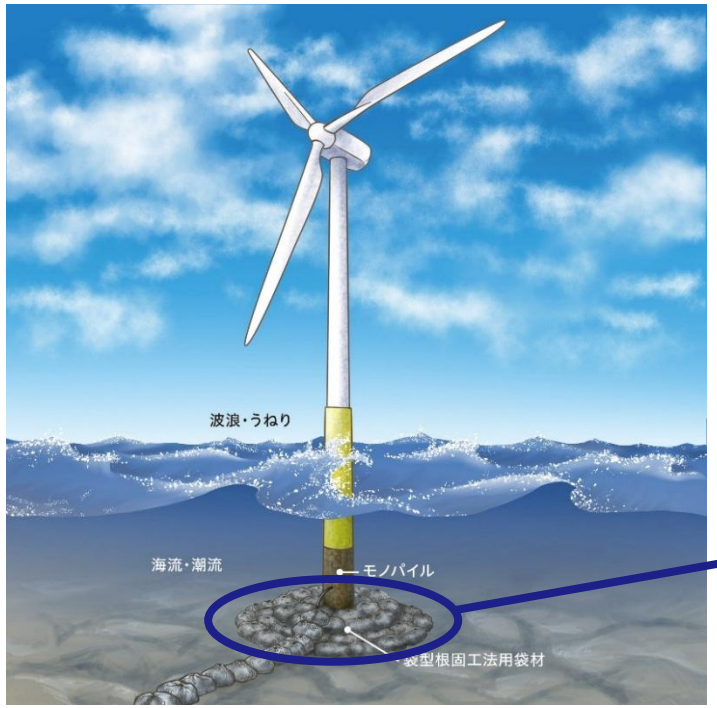

Net bag for bag-type foot protection

Powerful Unit®



Features

- **Approx. 8 tons per unit for offshore wind applications**
- Made from polyester fibers
- Constructed with ultra-heavy Raschel mesh for superior tear resistance
- No deterioration caused by corrosion (rust-free)

Key Applications

- Erosion Control
- Mound Protection for Breakwaters
- Toe Protection on the Landward Side of Coastal Levees and more

MIRAI KOSEN CO., LTD. - Applications and Roles of Wiping Cloths

High-Performance Wiping Cloths
TECHNO WIPER®



Features

- Excellent wiping performance for fine particles and oil contaminants using **microfiber** technology*
- Dimensional stability achieved through high-shrinkage, high-density processing
- Low lint generation enabled by a special edge-cutting process
- Excellent chemical resistance

Key Applications

Electronic Device Manufacturing Processes



Cleanroom Cleaning and Maintenance

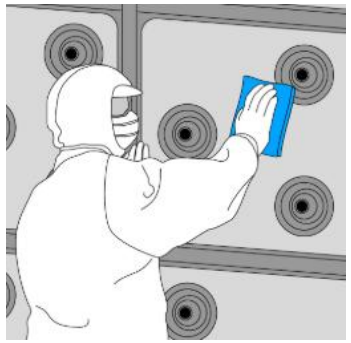

*Microfiber Cross-Section



Microfiber captures and removes fine particles effectively

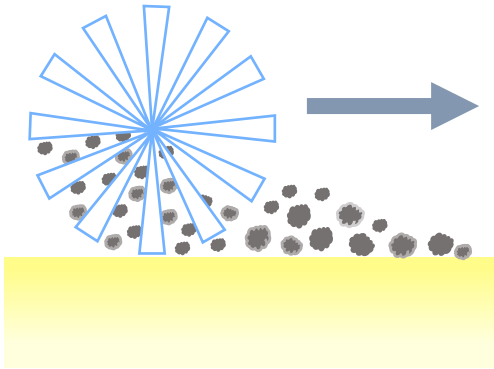

BBS Business Strategy

Growing Demand

Domestic and International Markets

Enhancing Coating Technology



Enhancing Production Capacity to Capture All OEM Order Opportunities

Facility Investment

Expansion of the Yokkaichi Plant Coating Line

¥5.0 Billion Investment

Including ¥1.5 Billion in Government Subsidies



Maximizing Order Opportunities

Expansion of OEM Orders

Enhancing Production Capacity

BBS MOTORSPORT

New Capital Investment to Secure Additional OEM Programs

Capital Investment Drives Business Growth

To the world from a regional city

Forged wheel technology cultivated through motor sports
→Applied to commercially available wheels and adopted by automobile manufacturers around the world

Realization of **regional revitalization**

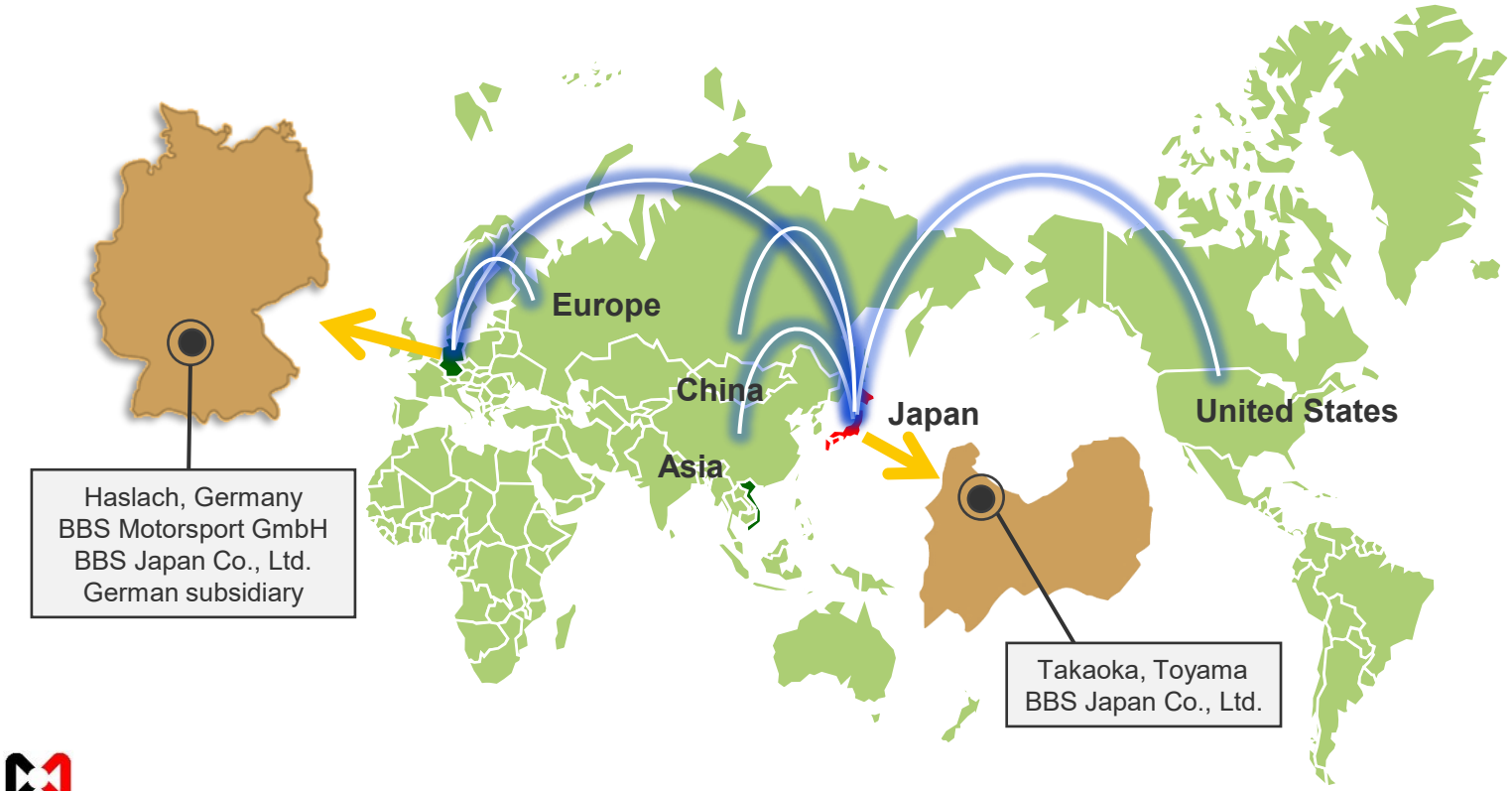







Disclaimer

- This document has been translated from the Japanese original for reference purposes only. In the event of any discrepancy between this translated document and the Japanese original, the original shall prevail.
- This material has been prepared for your understanding of our company and is not intended to solicit investment in our company.
- We have taken great care in the preparation of this document to ensure its accuracy, but we do not guarantee its completeness. We are not responsible for any damages or injuries caused by the information in this document.
- Forecasts of Earnings and future in this material are based on the information available at the time this material was prepared, and include potential risks and uncertainties. Therefore , please understand that actual results may differ significantly from the forward-looking statements mentioned or described due to various factors such as changes in the business environment.

Inquiries regarding this document and IR of the Company

MAEDAKOSEN CO., LTD. Business Administration Division

EMAIL: keieikanri@mdk.co.jp ／ URL：https://www.maedakosen.jp